



US00D774052S

(12) **United States Design Patent** (10) **Patent No.:** **US D774,052 S**
Gedrich et al. (45) **Date of Patent:** **** Dec. 13, 2016**

(54) **DISPLAY SCREEN OR PORTION THEREOF WITH A GRAPHICAL USER INTERFACE**

(71) Applicant: **JPMorgan Chase Bank, N.A.**, New York, NY (US)
(72) Inventors: **Ronald Gedrich**, Columbus, GA (US); **Joseph Bradley Nolan**, Albany, OH (US)
(73) Assignee: **JPMorgan Chase Bank, N.A.**, New York, NY (US)

(**) Term: **14 Years**

(21) Appl. No.: **29/511,311**

(22) Filed: **Dec. 9, 2014**

(51) **LOC (10) Cl.** **14-04**

(52) **U.S. Cl.**

USPC **D14/485**; D14/488

(58) **Field of Classification Search**

USPC D14/485-488; D19/1-5; D20/10, 11, D20/22-38

CPC G06F 3/048-3/04897; G06F 17/246; G06F 17/3005; G06F 19/34; G06Q 30/0281; G06Q 10/06; G06Q 10/063114; G06Q 10/10; G06Q 10/109; G06Q 30/00; G06Q 30/02; G06Q 30/0269; G06Q 30/06

See application file for complete search history.

(56) **References Cited**

U.S. PATENT DOCUMENTS

6,966,037 B2 * 11/2005 Fredriksson G06F 3/0481 715/767
D617,808 S * 6/2010 Thompson D14/486
D677,692 S * 3/2013 Fong D14/488
D702,700 S * 4/2014 Thompson D14/485
D716,827 S * 11/2014 Dowd D14/486
D728,601 S * 5/2015 Angelides D14/486
D730,376 S * 5/2015 Ranz D14/486
D730,928 S * 6/2015 Lee D14/486

(Continued)

OTHER PUBLICATIONS

Creative Showcase: ANZ, ATM, Overhaul, Money Shot, thefinancialbrand.com [online], published May 11, 2010, [retrieved Aug. 3, 2016], retrieved from the Internet <URL:https://thefinancialbrand.com/11702/creative-showcase-may-2010/>.*

Primary Examiner — Cathron Brooks

Assistant Examiner — Ian Whitmore

(74) *Attorney, Agent, or Firm* — Hunton & Williams LLP

(57) **CLAIM**

The ornamental design for a display screen or portion thereof with a graphical user interface, as shown and described.

DESCRIPTION

FIG. 1 depicts a front view of a display screen or portion thereof with a graphical user interface according to a first embodiment.

FIG. 2 depicts a front view of a display screen or portion thereof with a graphical user interface according to a second embodiment.

FIG. 3 depicts a front view of a display screen or portion thereof with a graphical user interface according to a third embodiment.

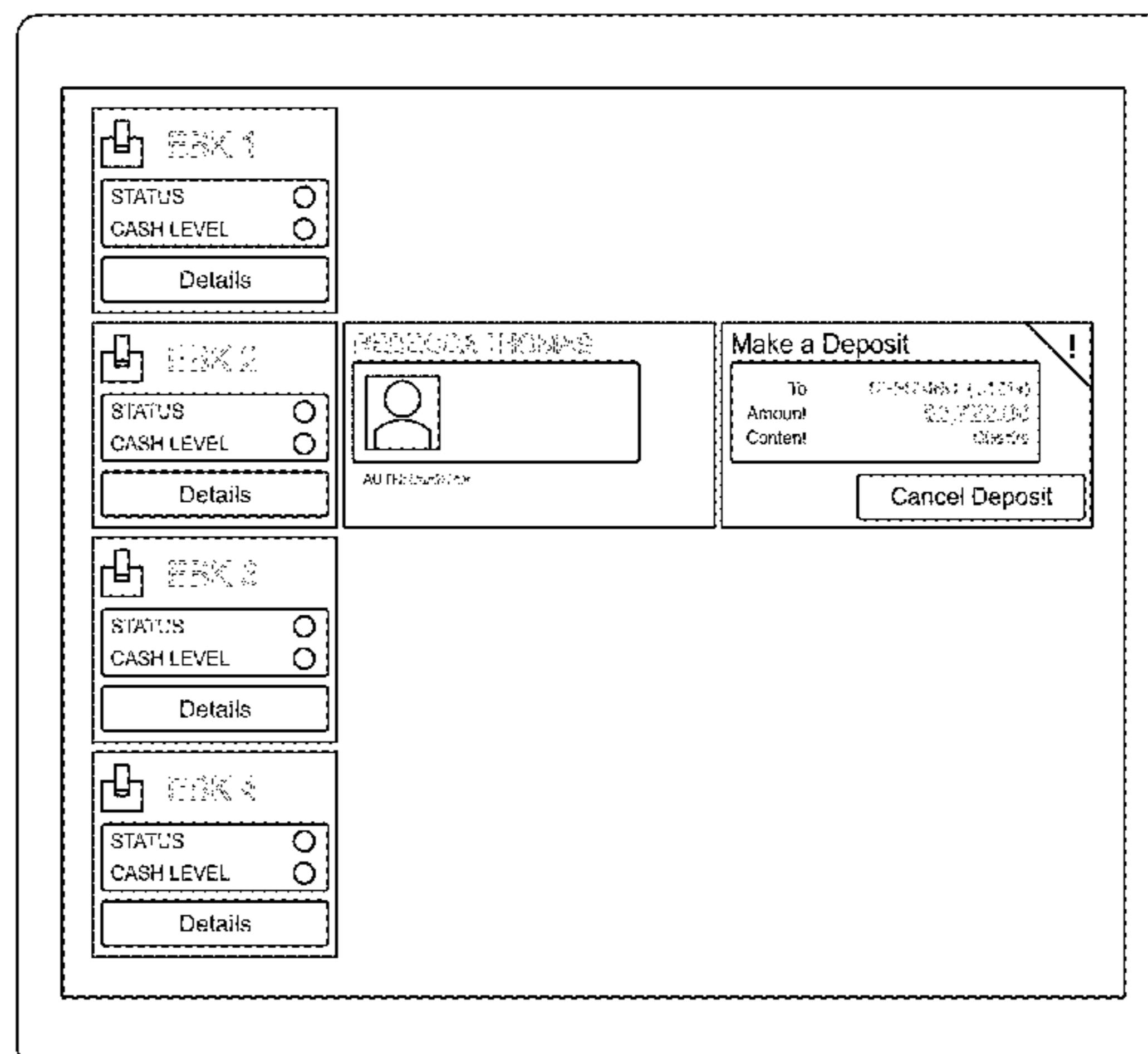
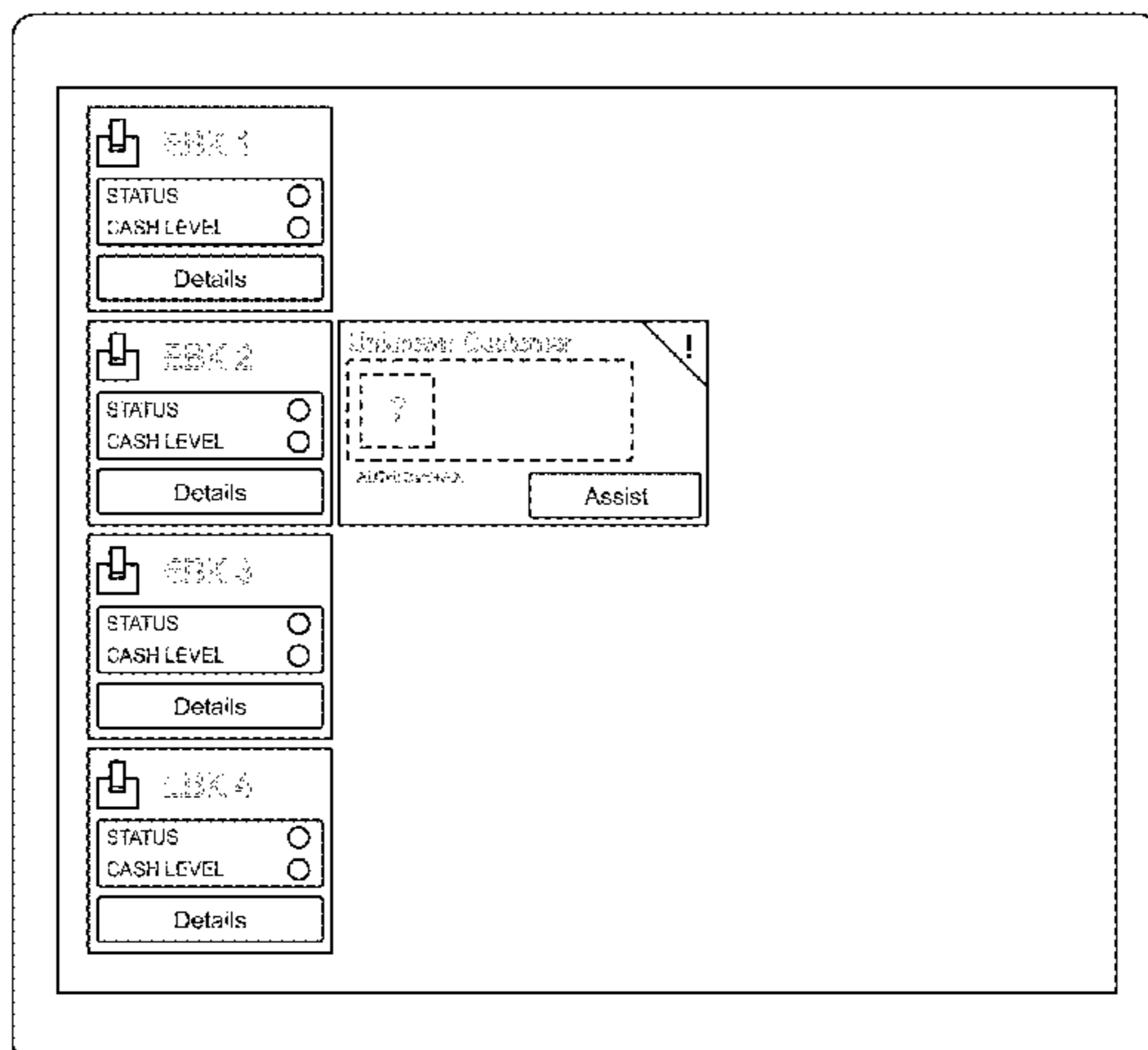
FIG. 4 depicts a front view of a display screen or portion thereof with a graphical user interface according to a fourth embodiment.

FIG. 5 depicts a front view of a display screen or portion thereof with a graphical user interface according to a fifth embodiment; and,

FIG. 6 depicts a front view of a display screen or portion thereof with a graphical user interface according to a sixth embodiment.

The broken lines illustrate portions of the graphical user interface and form no part of the claimed design.

1 Claim, 6 Drawing Sheets



(56)

References Cited

U.S. PATENT DOCUMENTS

D738,391	S *	9/2015	Everingham	D14/486
D746,847	S *	1/2016	Bauer	D14/486
D759,058	S *	6/2016	Looney	D14/485
D762,683	S *	8/2016	Eom	D14/486
2003/0095149	A1 *	5/2003	Fredriksson	G06F 3/0481
				715/797
2004/0233239	A1 *	11/2004	Lahdesmaki	G06F 3/0482
				715/810
2012/0110509	A1 *	5/2012	Isozu	G06F 3/0482
				715/830

* cited by examiner

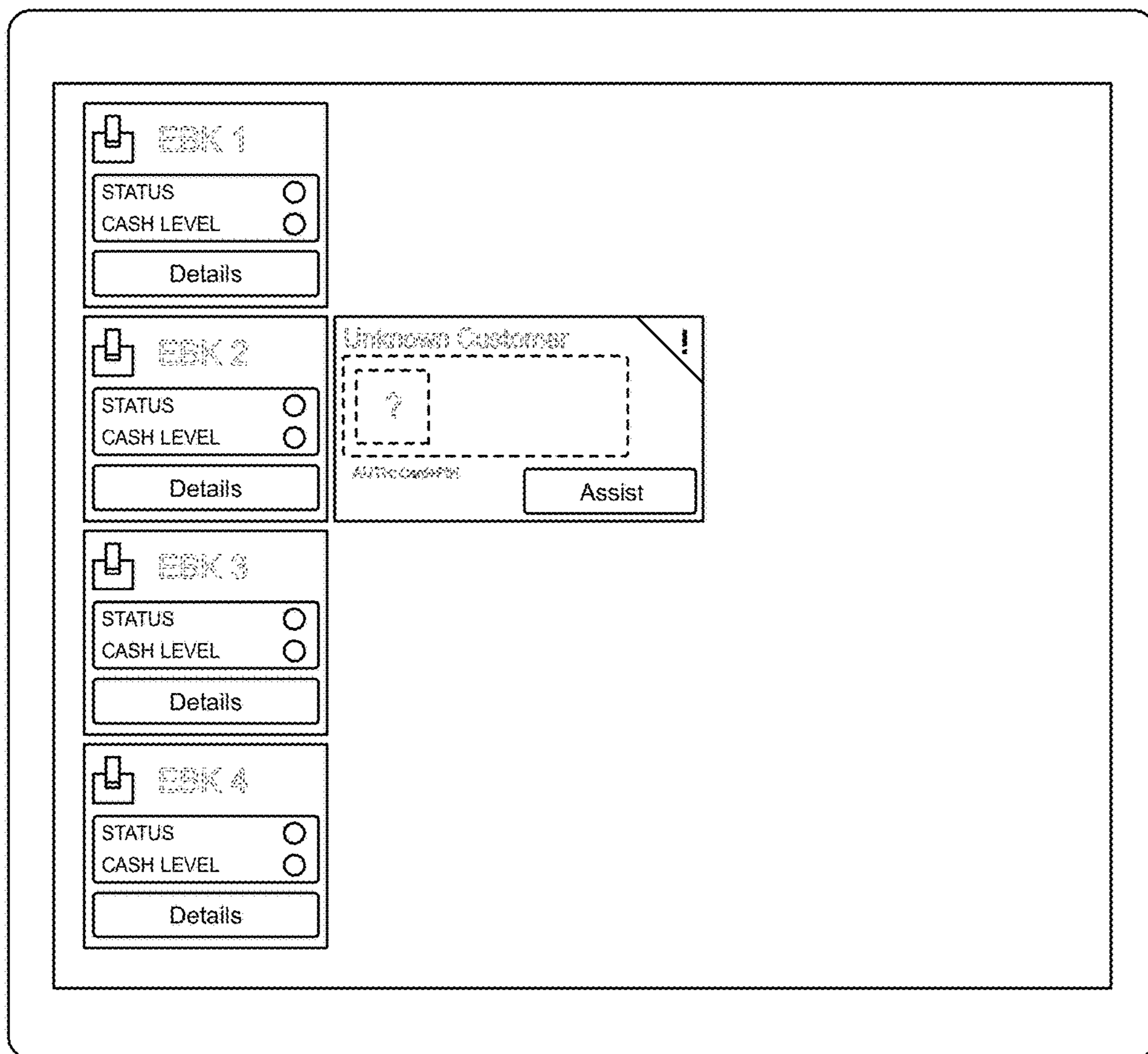


FIG. 1

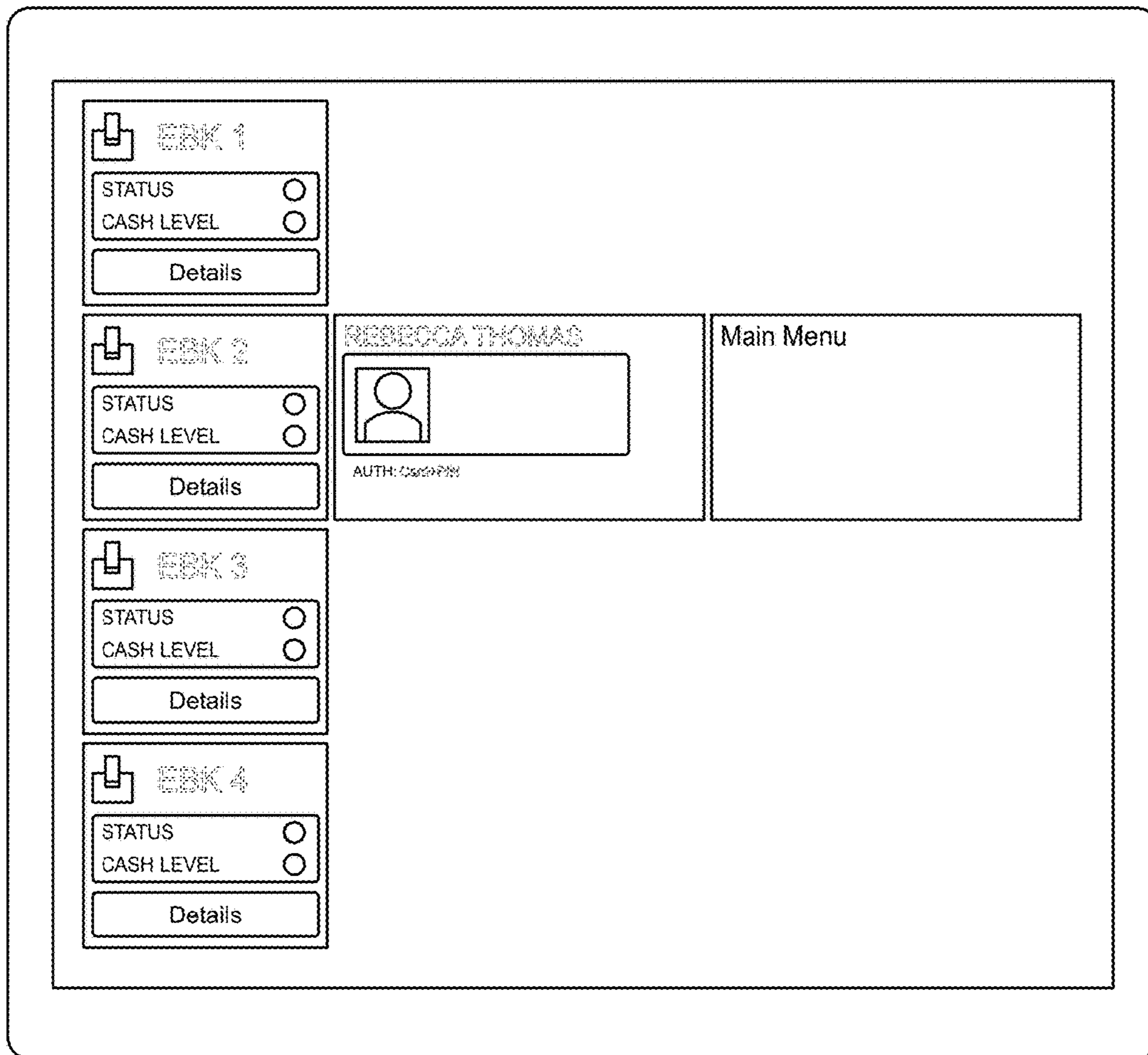


FIG. 2

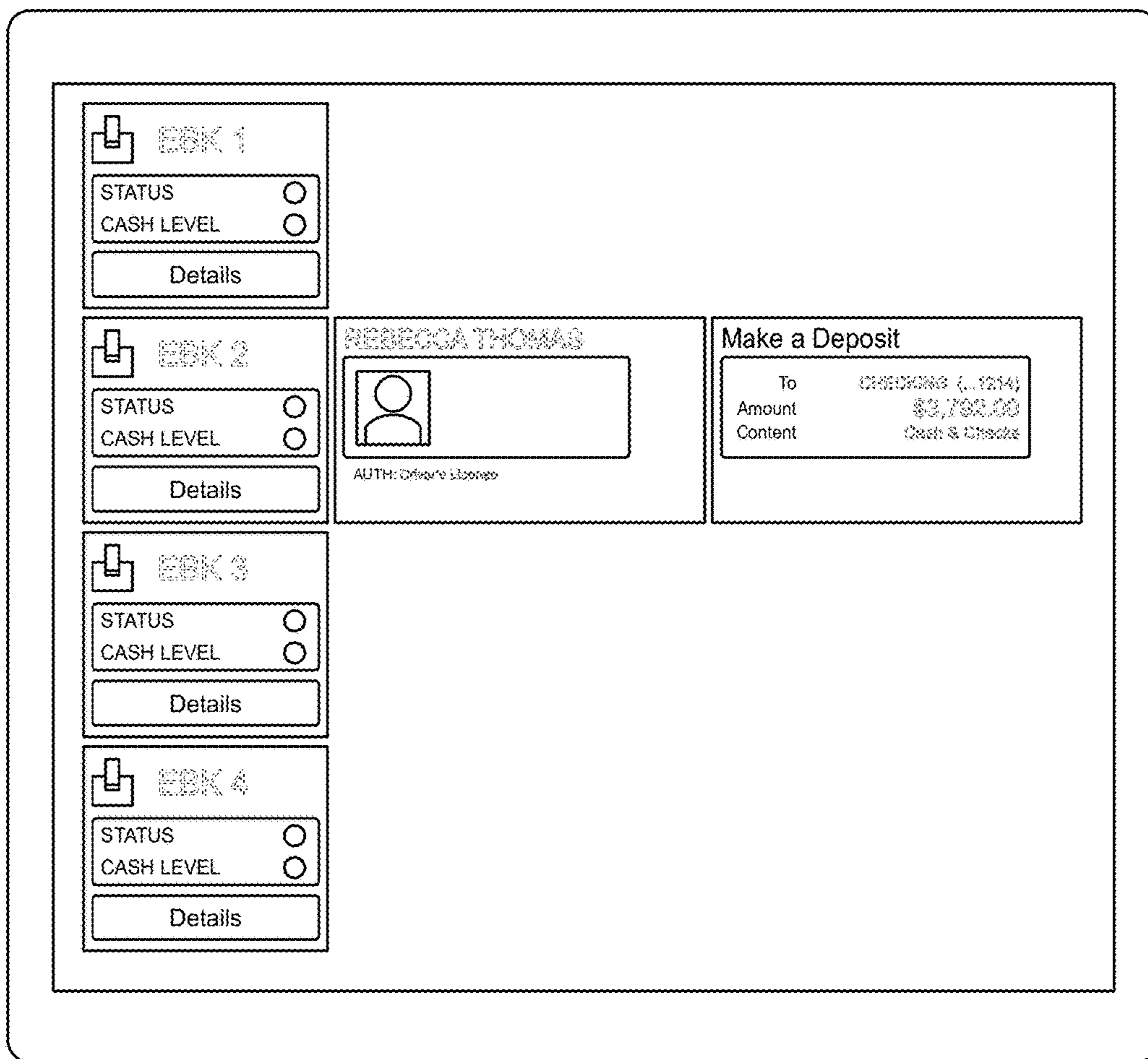


FIG. 3

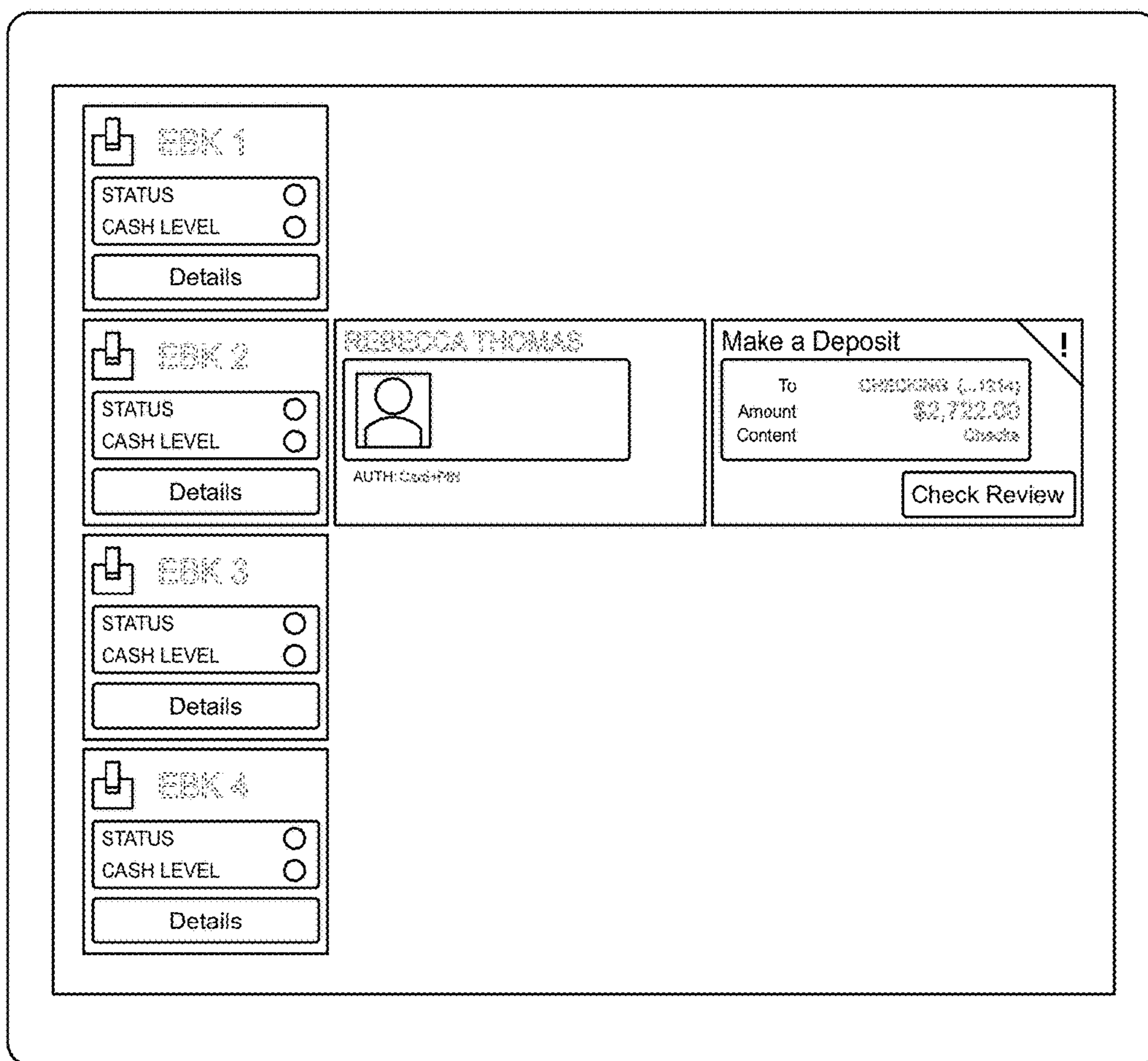


FIG. 4

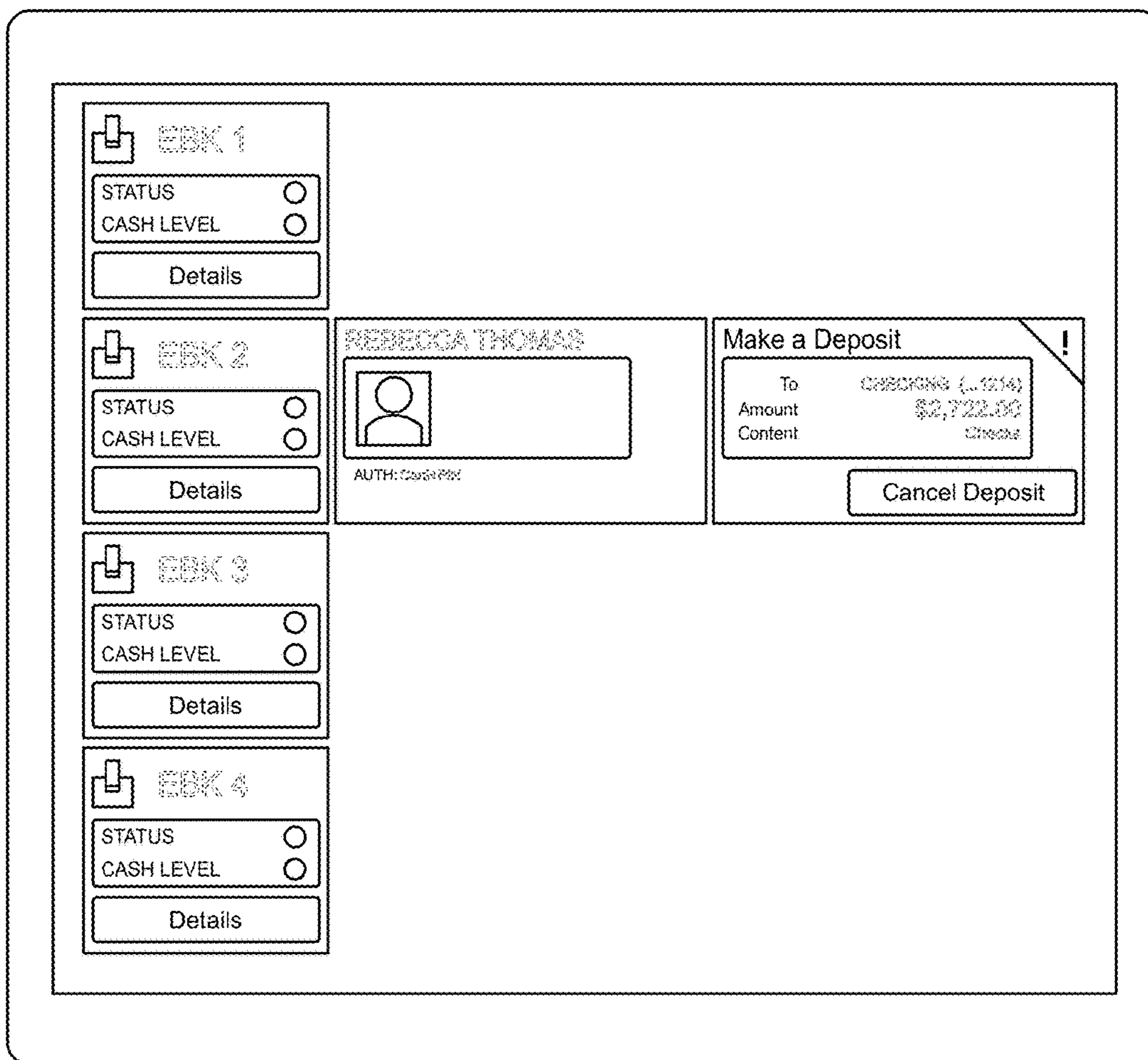


FIG. 5

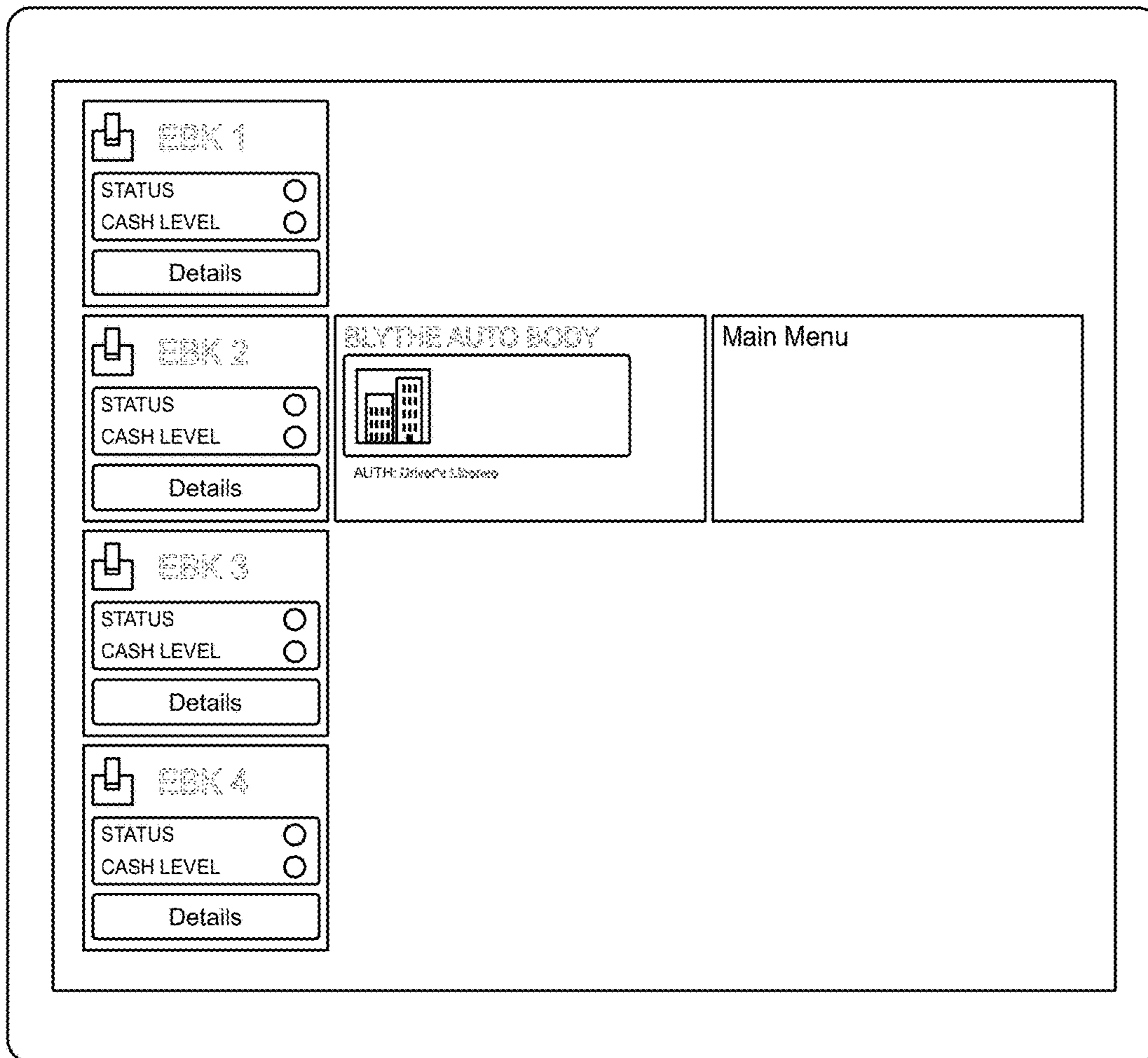


FIG. 6