

US00D774042S

(12) **United States Design Patent** (10) **Patent No.:** **US D774,042 S**
Cobbett et al. (45) **Date of Patent:** **** Dec. 13, 2016**

(54) **BIOMETRIC DATA STORAGE DEVICE**

(71) Applicant: **NIKE, Inc.**, Beaverton, OR (US)

(72) Inventors: **Jamian R. Cobbett**, Portland, OR (US); **Quinn Fitzgerald**, San Francisco, CA (US); **Chris Harsacky**, San Francisco, CA (US); **William D. Webb**, San Francisco, CA (US)

(73) Assignee: **NIKE, Inc.**, Beaverton, OR (US)

(**) Term: **15 Years**

(21) Appl. No.: **29/541,411**

(22) Filed: **Oct. 2, 2015**

(51) **LOC (10) Cl.** **14-03**

(52) **U.S. Cl.**
USPC **D14/480.4**

(58) **Field of Classification Search**
USPC D14/435.1, 480.1–480.7, 411, 433, 436, D14/484.1, 137, 155, 203.1–203.8, 240, D14/242; D13/133, 154
CPC H05K 5/0278; G06K 19/07732
See application file for complete search history.

(56) **References Cited**

U.S. PATENT DOCUMENTS

D489,069 S * 4/2004 Lin D14/385
D534,448 S * 1/2007 Shaffer, II D10/104.1
D558,763 S * 1/2008 Morganstern D14/480.7
D574,822 S * 8/2008 Bhavnani D10/15

D622,276 S * 8/2010 Tran D14/480.1
D638,430 S * 5/2011 Lee D13/133
D655,708 S * 3/2012 Frank D14/435.1
D659,144 S * 5/2012 Lee D13/133
D682,841 S * 5/2013 Suetake D14/480.1
D707,234 S * 6/2014 Tan D14/480.1
D707,690 S * 6/2014 Billington D14/480.7
D737,202 S * 8/2015 Liu D13/108
D741,865 S * 10/2015 Sundermeyer D14/433

* cited by examiner

Primary Examiner — Angela J Lee

(74) *Attorney, Agent, or Firm* — Banner & Witcoff, Ltd.

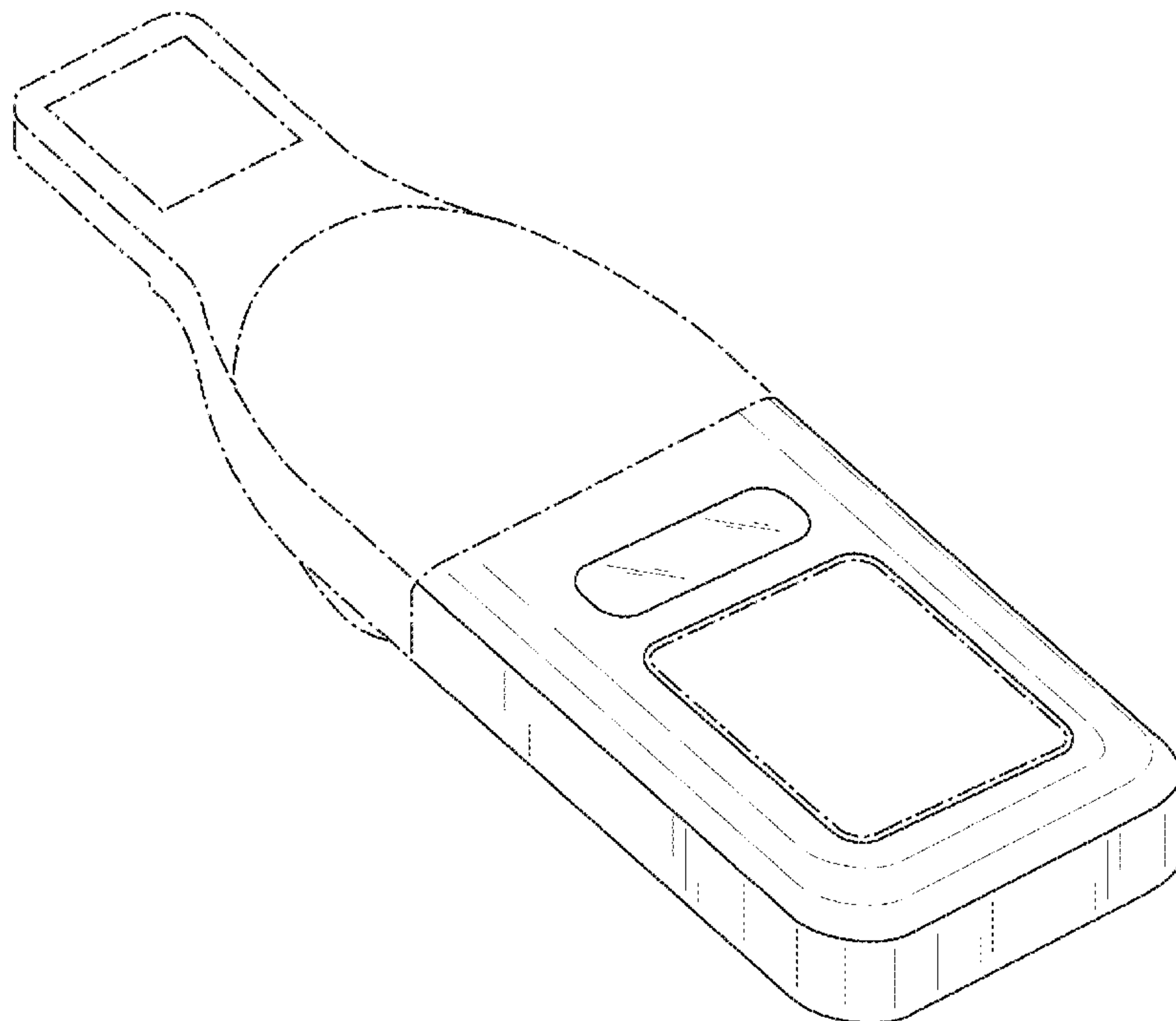
(57) **CLAIM**

The ornamental design for a biometric data storage device, as shown and described.

DESCRIPTION

FIG. 1 is a front perspective view of a biometric data storage device showing our new design; FIG. 2 is a front view thereof; FIG. 3 is a rear view thereof; FIG. 4 is a right side view thereof; FIG. 5 is a left side view thereof; FIG. 6 is a top view thereof; FIG. 7 is a bottom view thereof; and, FIG. 8 is a bottom perspective view thereof. The broken lines immediately adjacent to the shaded area represent unclaimed boundaries of the design. The broken lines of the biometric data storage device in the figures and the unshaded regions therein are for environmental purposes only and form no part of the claimed design.

1 Claim, 8 Drawing Sheets



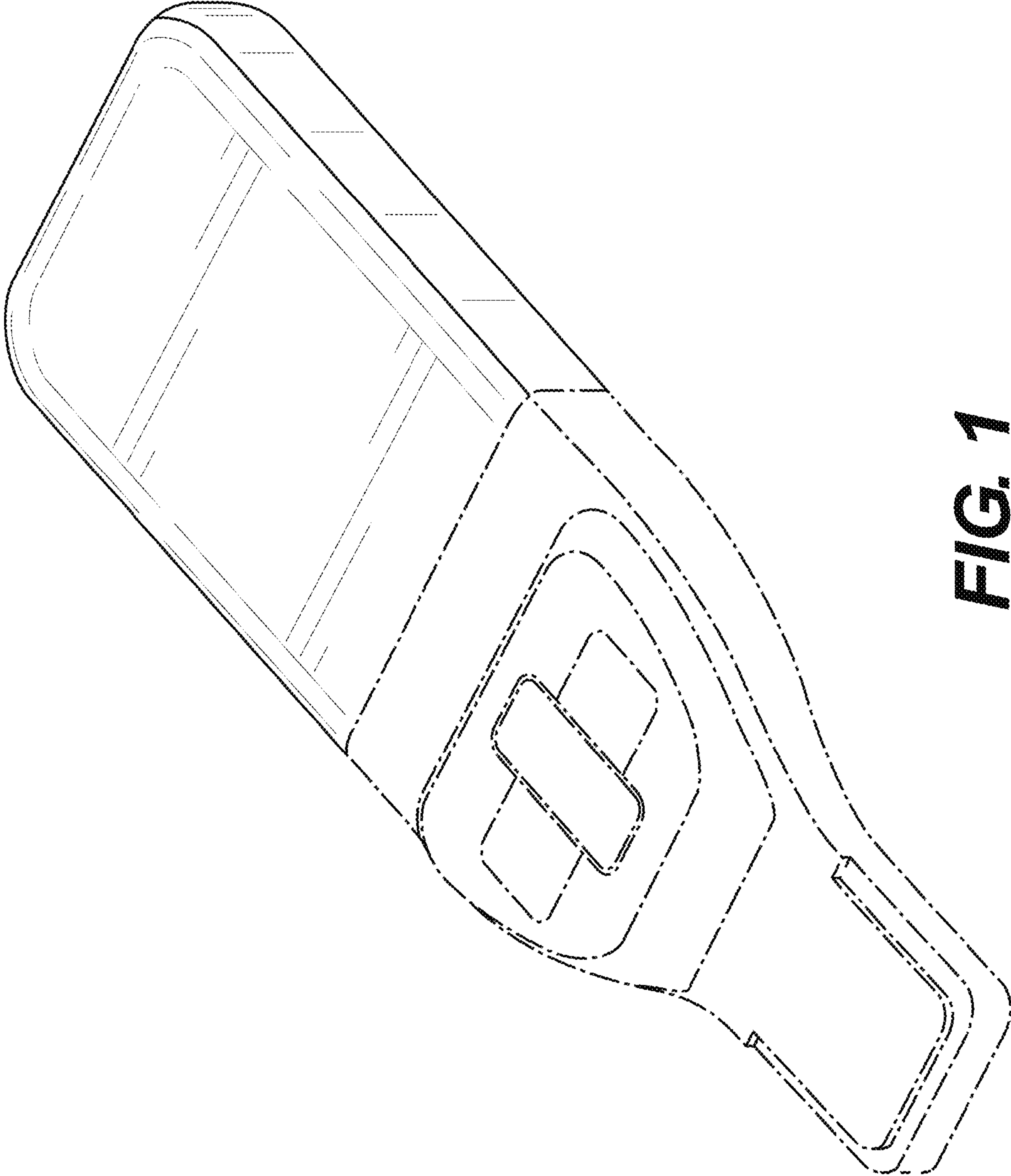


FIG. 1




FIG. 2

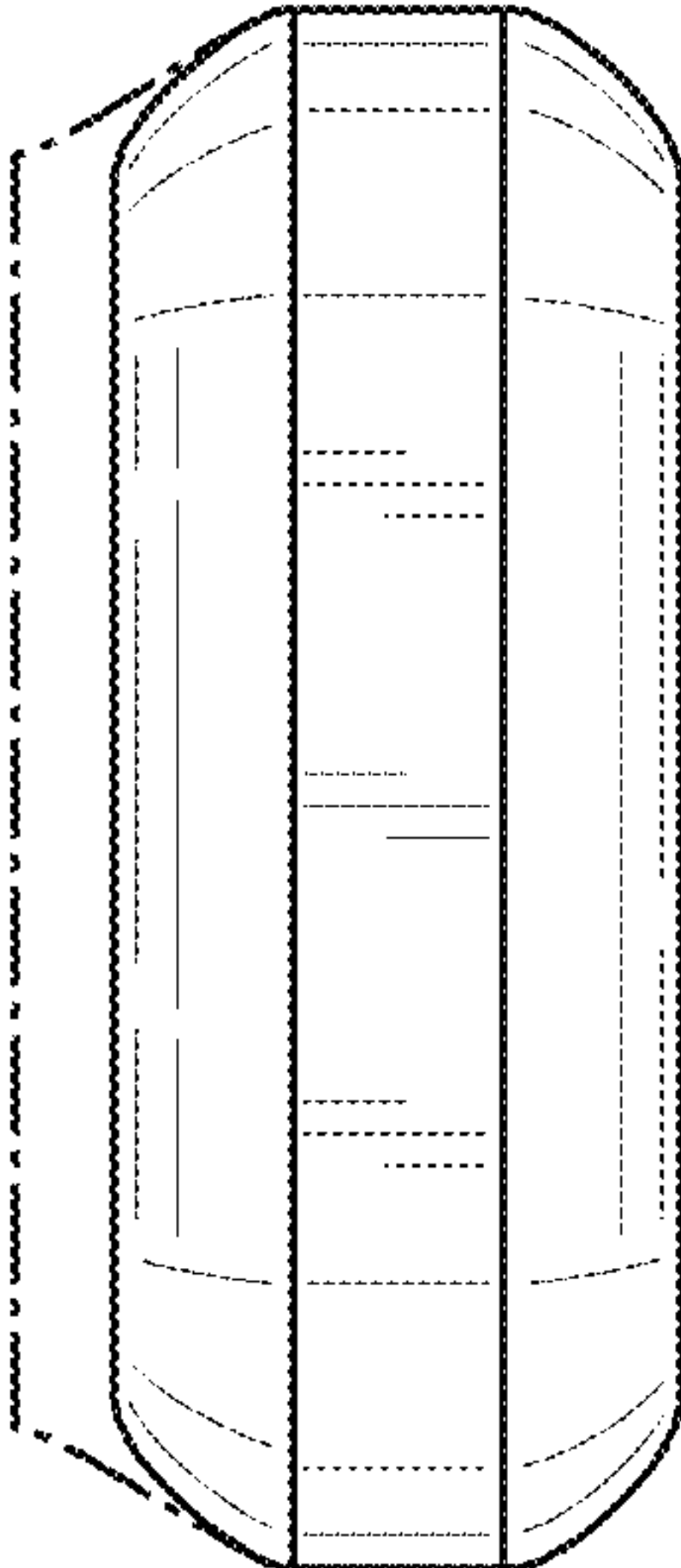


FIG. 3

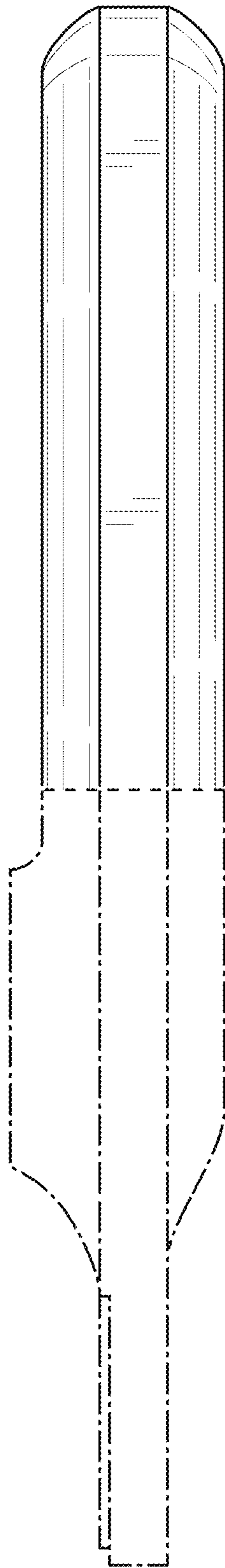


FIG. 4

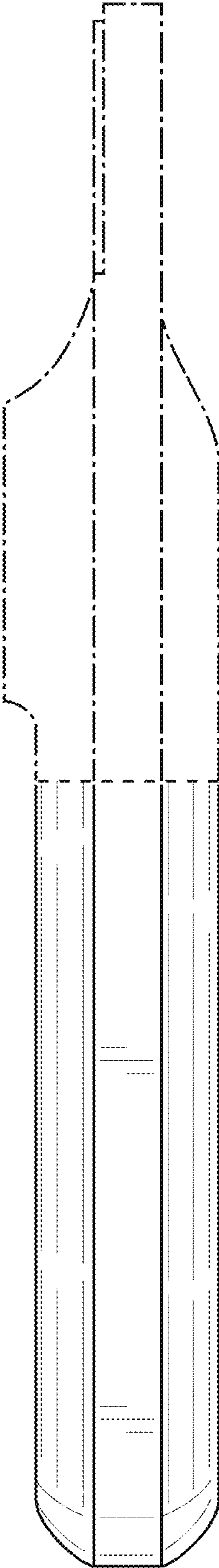


FIG. 5

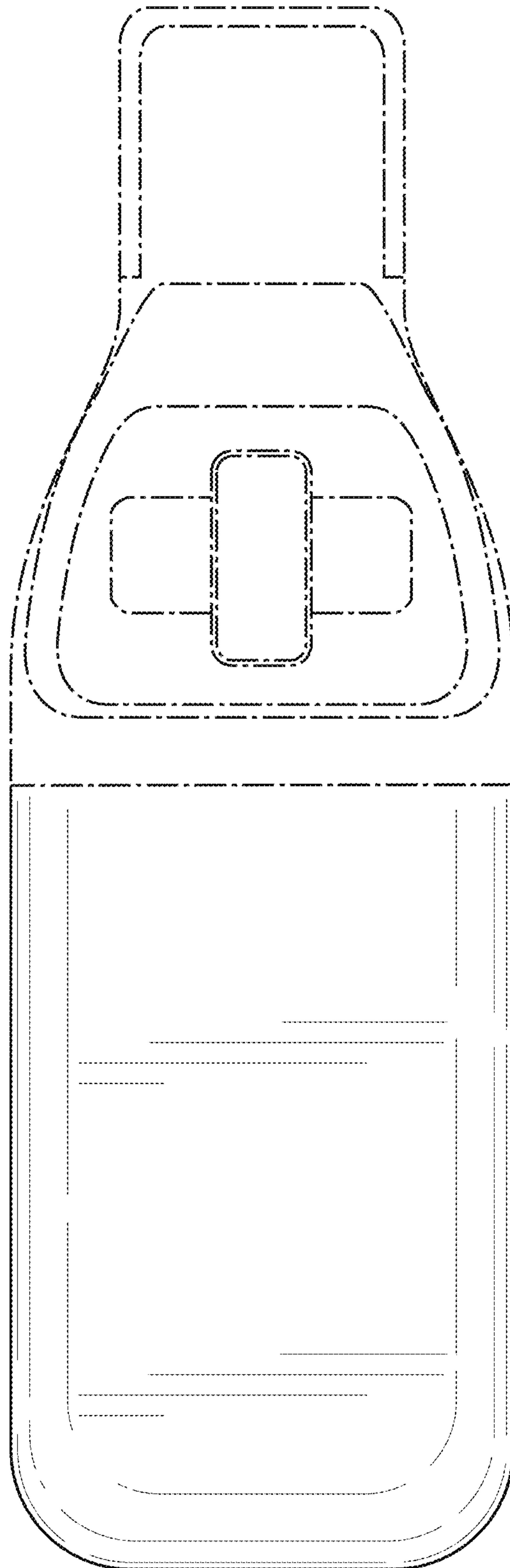


FIG. 6

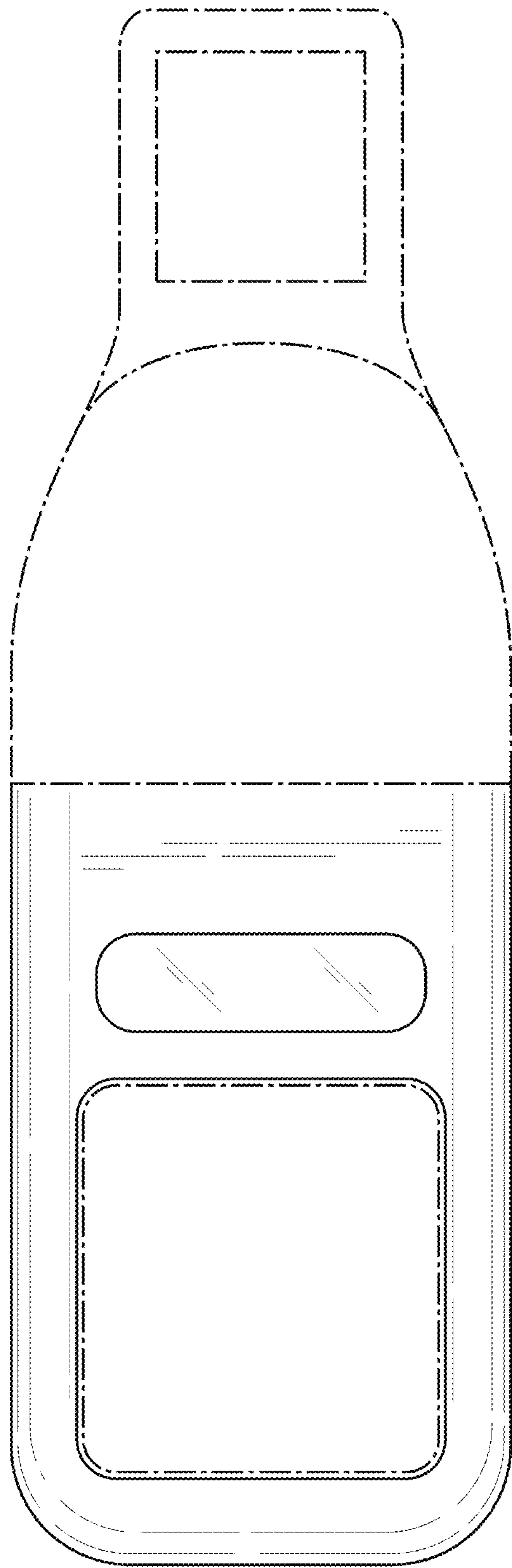


FIG. 7

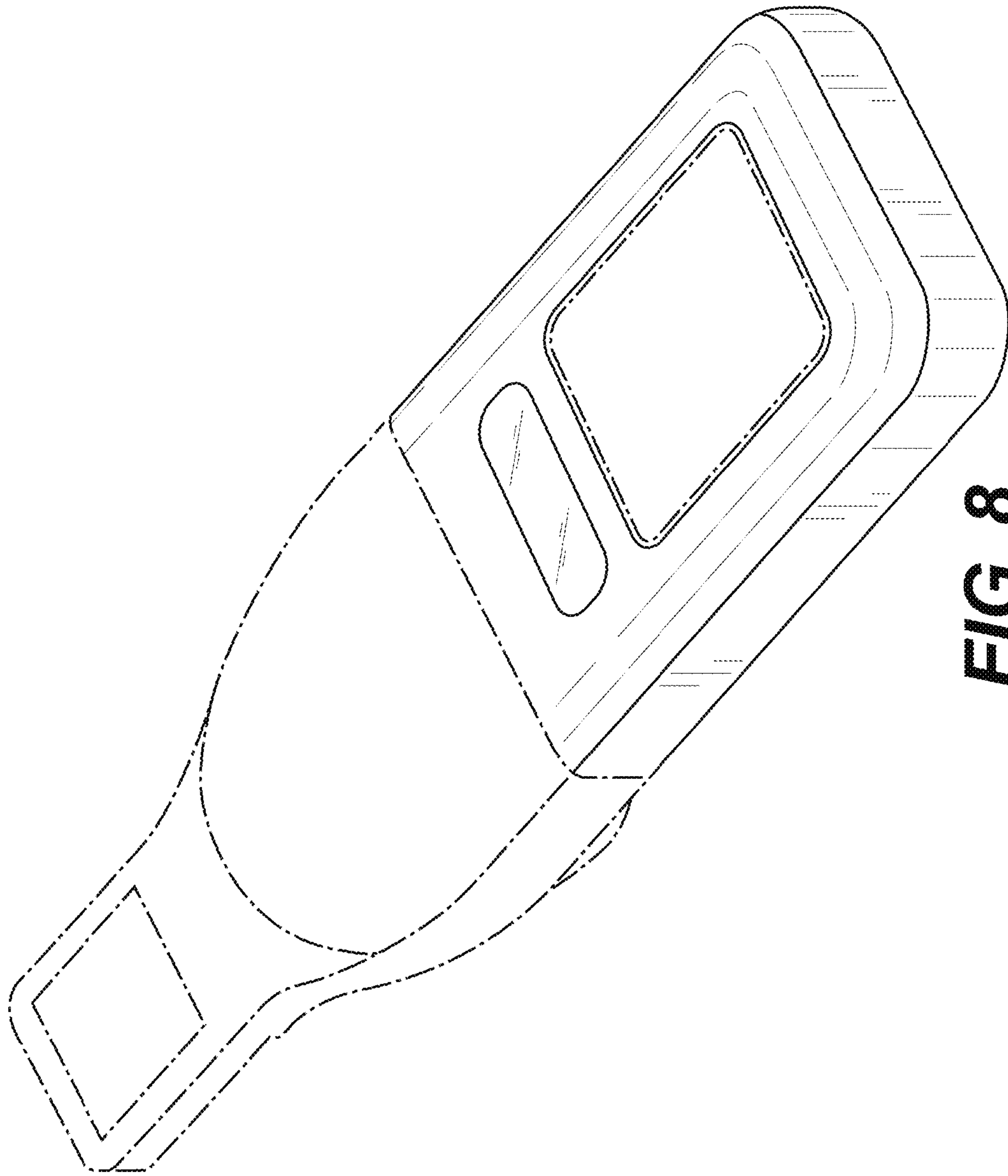


FIG. 8