



US00D774039S

(12) **United States Design Patent** (10) **Patent No.:** **US D774,039 S**  
**Cobbett et al.** (45) **Date of Patent:** **\*\* Dec. 13, 2016**

(54) **BIOMETRIC DATA STORAGE DEVICE**

(71) Applicant: **NIKE, Inc.**, Beaverton, OR (US)

(72) Inventors: **Jamian R. Cobbett**, Portland, OR (US); **Quinn Fitzgerald**, San Francisco, CA (US); **Chris Harsacky**, San Francisco, CA (US); **William D. Webb**, San Francisco, CA (US)

(73) Assignee: **NIKE, Inc.**, Beaverton, OR (US)

(\*\*) Term: **15 Years**

(21) Appl. No.: **29/541,385**

(22) Filed: **Oct. 2, 2015**

(51) **LOC (10) Cl.** ..... **14-03**

(52) **U.S. Cl.**  
USPC ..... **D14/480.4**

(58) **Field of Classification Search**  
USPC ..... D14/435.1, 480.1–480.7, 411, 433, 436, D14/484.1, 137, 155, 203.1–203.8, 240, D14/242; D13/133, 154  
CPC ..... H05K 5/0278; G06K 19/07732  
See application file for complete search history.

(56) **References Cited**

**U.S. PATENT DOCUMENTS**

D489,069 S \* 4/2004 Lin ..... D14/385  
D534,448 S \* 1/2007 Shaffer, II ..... D10/104.1  
D558,763 S \* 1/2008 Morganstern ..... D14/480.7  
D574,822 S \* 8/2008 Bhavnani ..... D10/15

D622,276 S \* 8/2010 Tran ..... D14/480.1  
D638,430 S \* 5/2011 Lee ..... D13/133  
D655,708 S \* 3/2012 Frank ..... D14/435.1  
D659,144 S \* 5/2012 Lee ..... D13/133  
D682,841 S \* 5/2013 Suetake ..... D14/480.1  
D707,234 S \* 6/2014 Tan ..... D14/480.1  
D707,690 S \* 6/2014 Billington ..... D14/480.7  
D737,202 S \* 8/2015 Liu ..... D13/108  
D741,865 S \* 10/2015 Sundermeyer ..... D14/433

\* cited by examiner

*Primary Examiner* — Angela J. Lee

(74) *Attorney, Agent, or Firm* — Banner & Witcoff, Ltd.

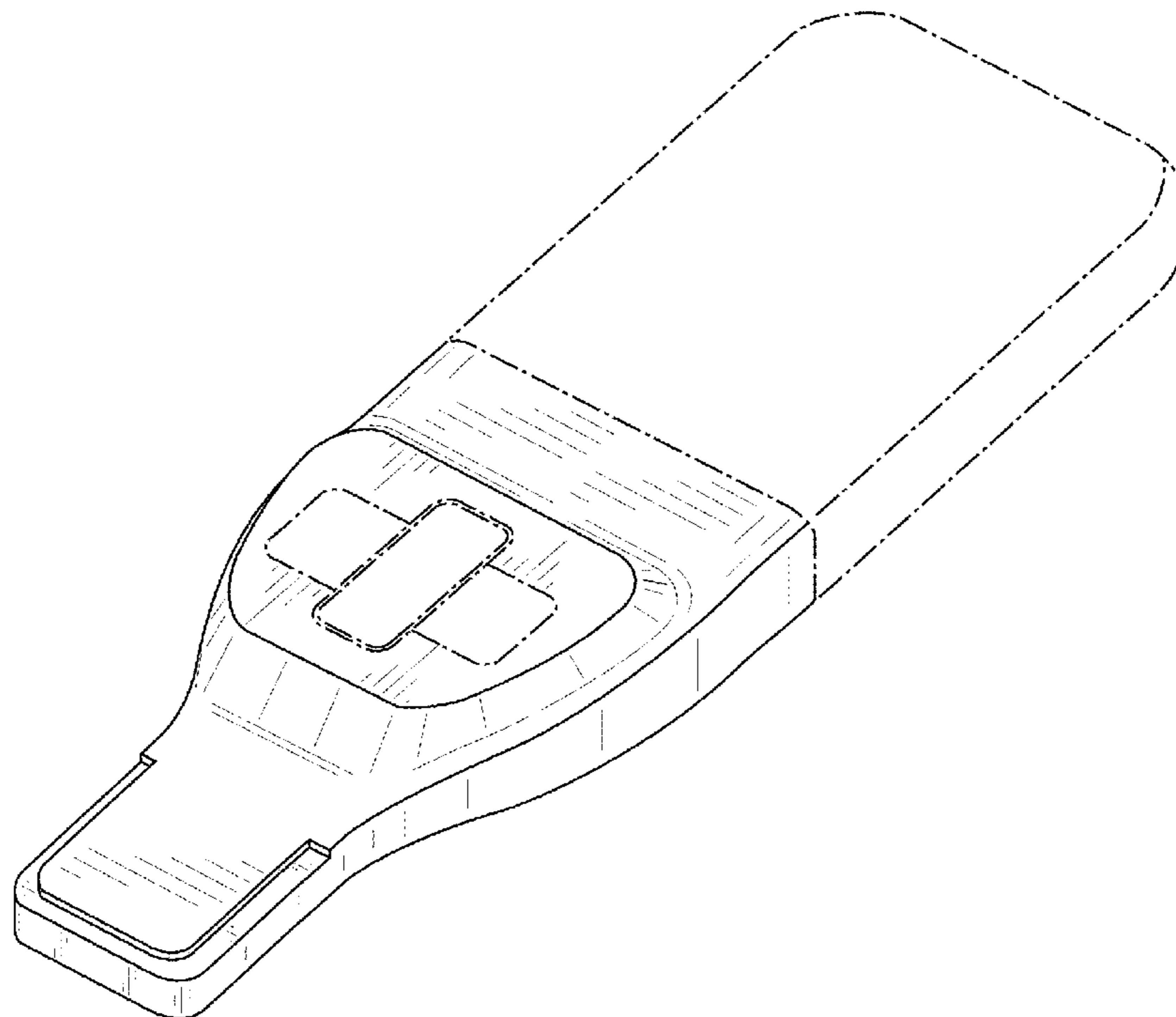
(57) **CLAIM**

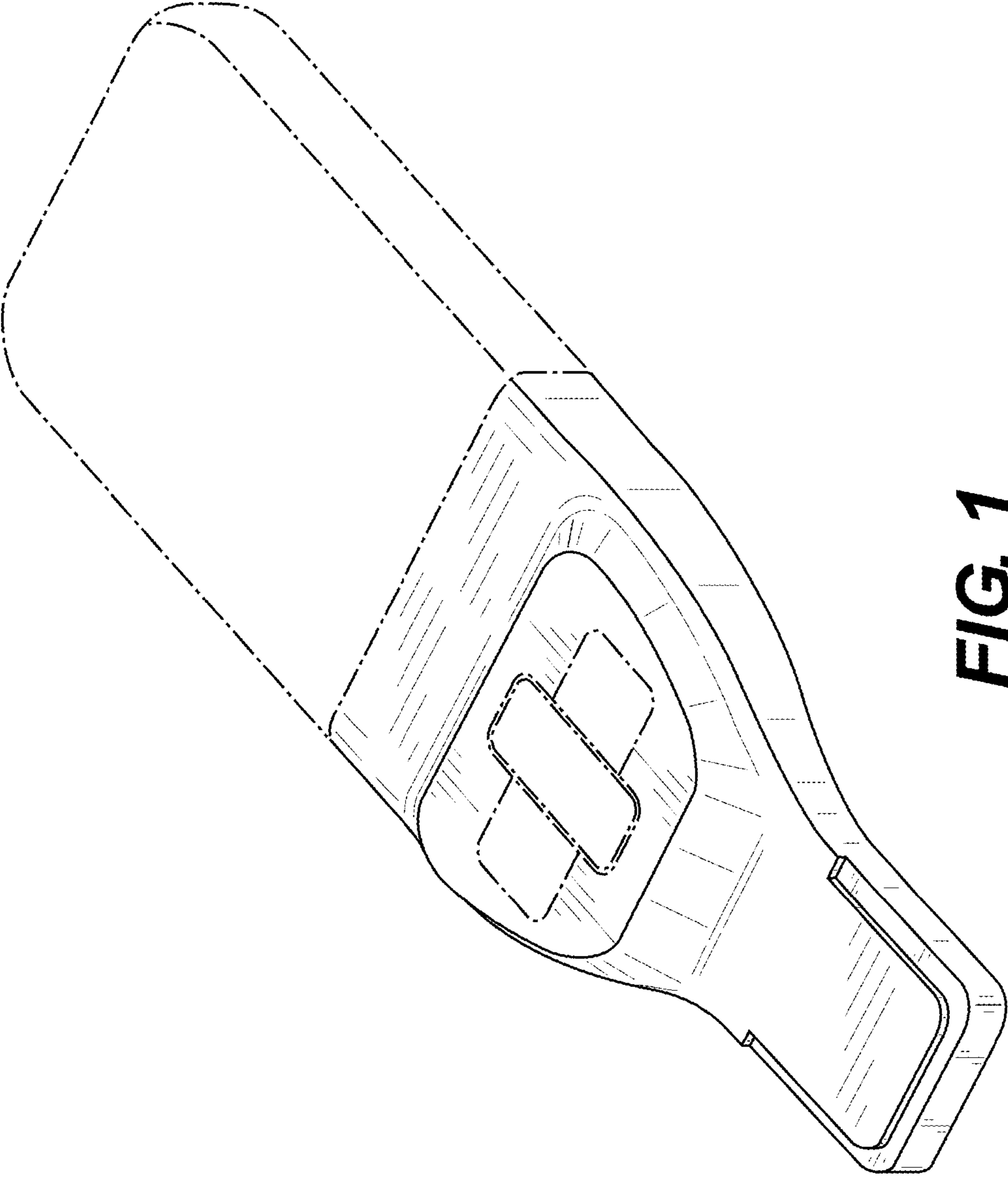
The ornamental design for a biometric data storage device, as shown and described.

**DESCRIPTION**

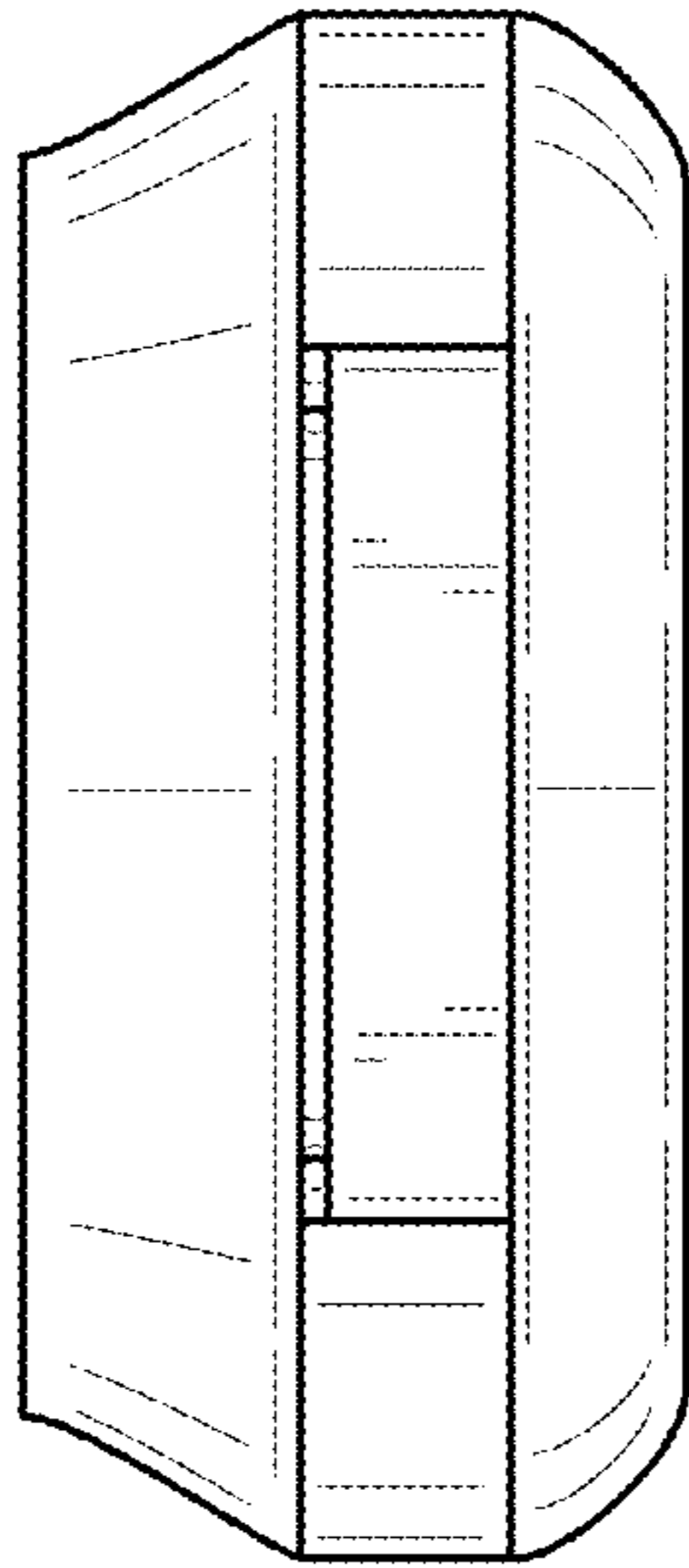
FIG. 1 is a front perspective view of a biometric data storage device showing our new design;  
FIG. 2 is a front view thereof;  
FIG. 3 is a rear view thereof;  
FIG. 4 is a right side view thereof;  
FIG. 5 is a left side view thereof;  
FIG. 6 is a top view thereof;  
FIG. 7 is a bottom view thereof; and,  
FIG. 8 is a bottom perspective view thereof.  
The broken lines immediately adjacent to the shaded area represent unclaimed boundaries of the design. The broken lines of the biometric data storage device in the figures and the unshaded regions therein are for environmental purposes only and form no part of the claimed design.

**1 Claim, 8 Drawing Sheets**






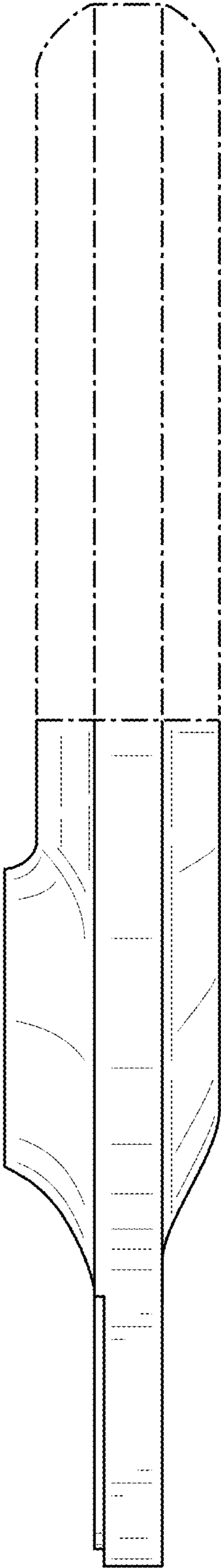
**FIG. 1**



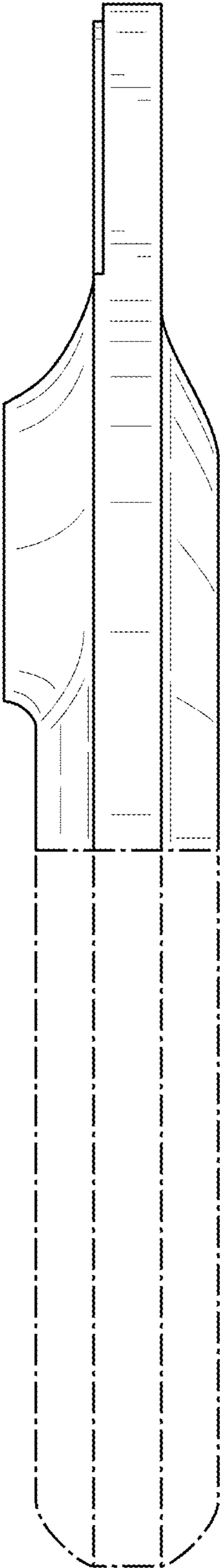
**FIG. 2**



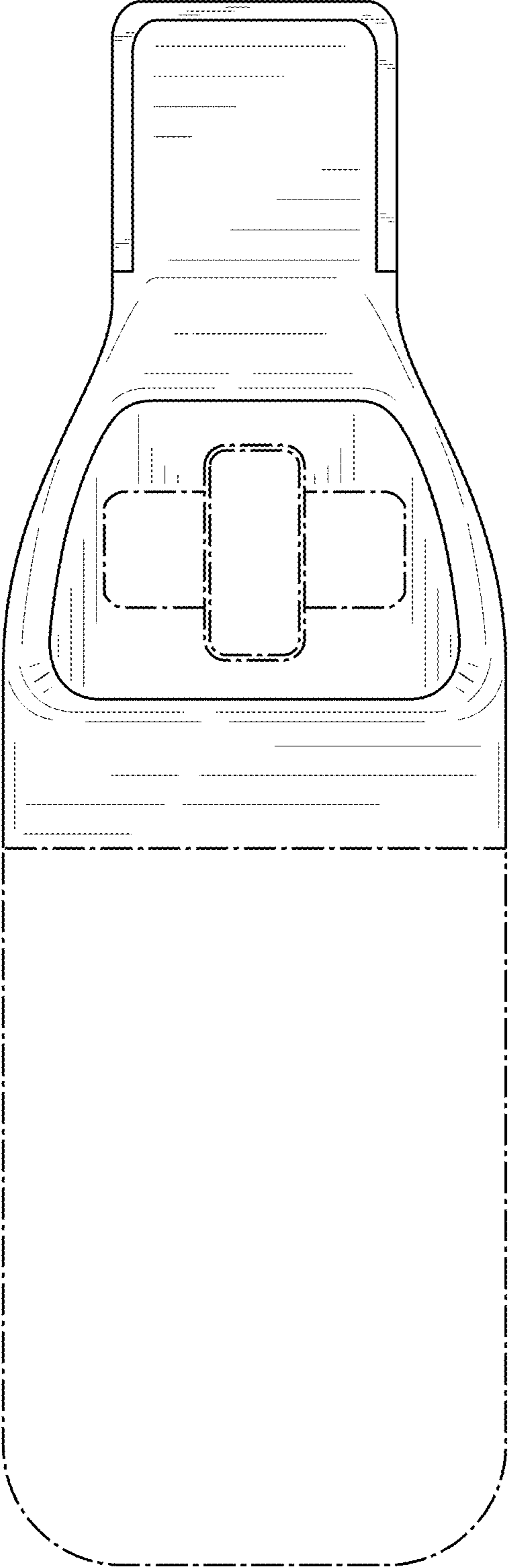
**FIG. 3**



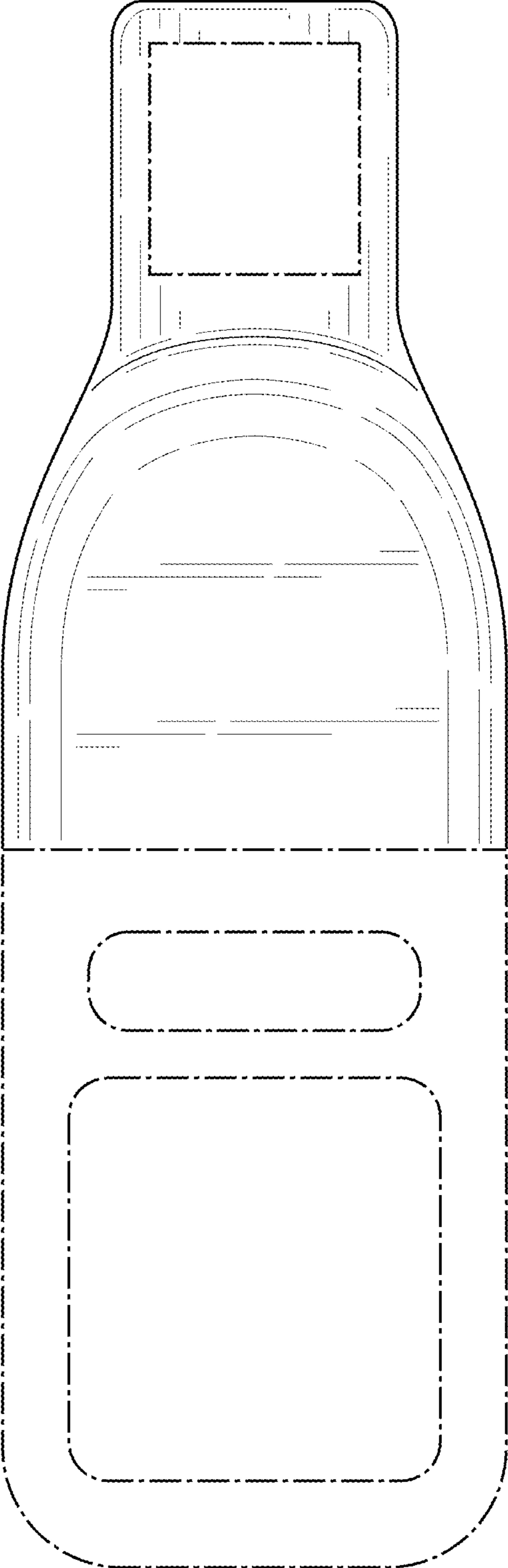
**FIG. 4**



**FIG. 5**

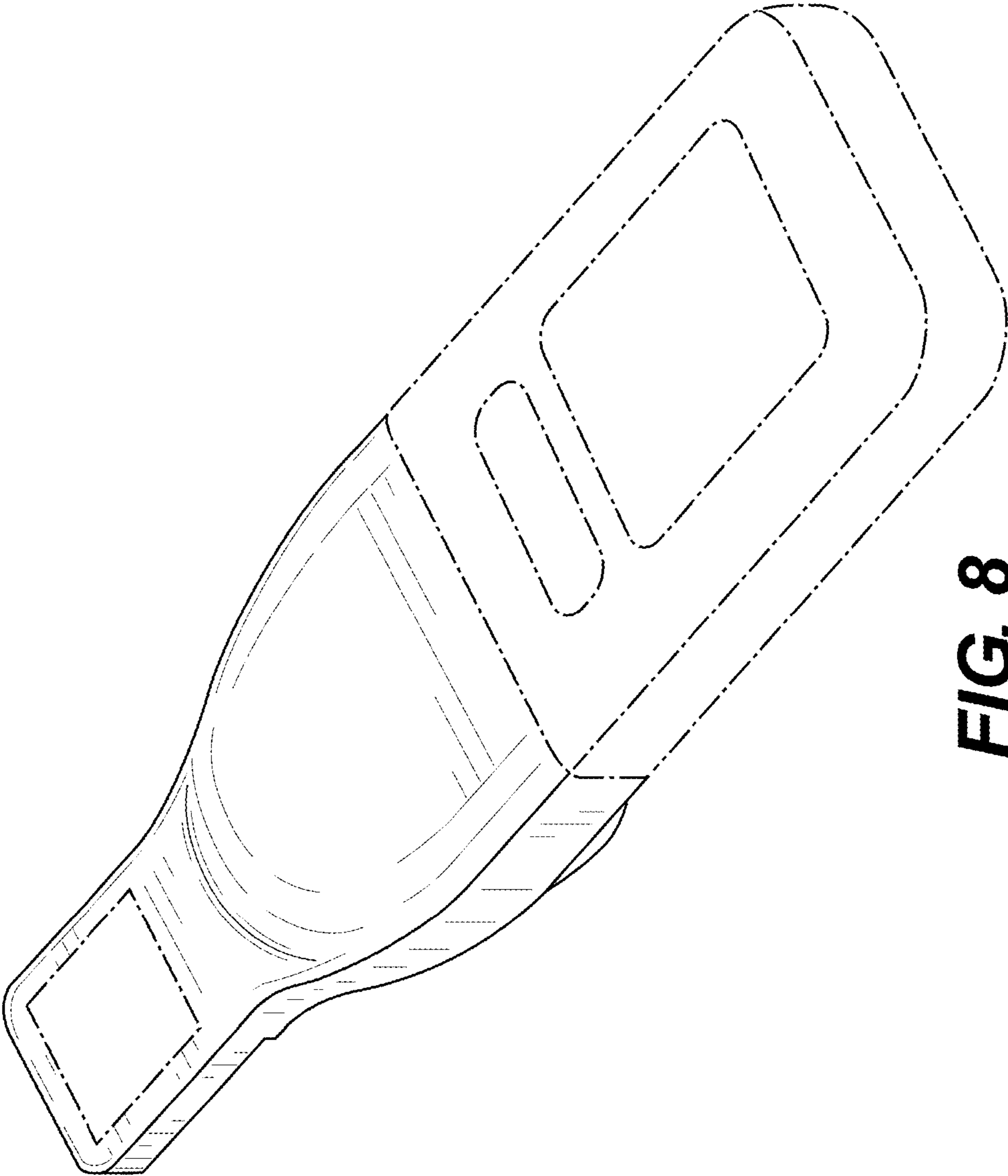


**FIG. 6**



**FIG. 7**





**FIG. 8**