



US00D774030S

(12) **United States Design Patent** (10) **Patent No.:** **US D774,030 S**
Hoover et al. (45) **Date of Patent:** **** Dec. 13, 2016**

(54) **SELF-SERVICE TERMINAL**

(71) Applicants: **Timothy Hoover**, Canton, OH (US);
Donald S. Nelson, Jr., Canton, OH (US); **Todd Christian**, Dalton, OH (US); **Neil Gromley**, Kensington, OH (US)

(72) Inventors: **Timothy Hoover**, Canton, OH (US);
Donald S. Nelson, Jr., Canton, OH (US); **Todd Christian**, Dalton, OH (US); **Neil Gromley**, Kensington, OH (US)

(73) Assignee: **Diebold Self-Service System division of Diebold, Incorporated**, North Canton, OH (US)

(**) Term: **15 Years**

(21) Appl. No.: **29/542,728**

(22) Filed: **Oct. 16, 2015**

(51) **LOC (10) Cl.** **14-02**

(52) **U.S. Cl.**
USPC **D14/307**

(58) **Field of Classification Search**
USPC D14/167, 154, 168, 188, 496, 156, 160, D14/161, 162, 163, 164, 165, 158, 253, D14/192, 159, 155, 138 AB, 137, 104.1, D14/307; 455/351, 350, 353; D10/104, D10/106, 65, 78; 340/573.4, 573.1
CPC G08B 13/1672; G08B 13/19645; G08B 25/006; H04M 11/04
See application file for complete search history.

(56) **References Cited**

U.S. PATENT DOCUMENTS

D605,189 S * 12/2009 Kuroda D14/307
D605,190 S * 12/2009 Kuroda D14/307

D661,292 S * 6/2012 Kuroda D14/307
D696,658 S * 12/2013 Winston D14/307
D702,675 S * 4/2014 Jones D14/307
D726,706 S * 4/2015 Kraft D14/307
D727,307 S * 4/2015 Kraft D14/307
D727,308 S * 4/2015 Kraft D14/307
D730,890 S * 6/2015 Kraft D14/307
D738,366 S * 9/2015 Kraft D14/307
D743,956 S * 11/2015 Kraft D14/307
D751,061 S * 3/2016 Berini D14/307
2015/0015397 A1* 1/2015 Lawver G07F 19/205 340/561

* cited by examiner

Primary Examiner — Austin Murphy

(74) *Attorney, Agent, or Firm* — Black, McCuskey, Souers & Arbaugh, LPA

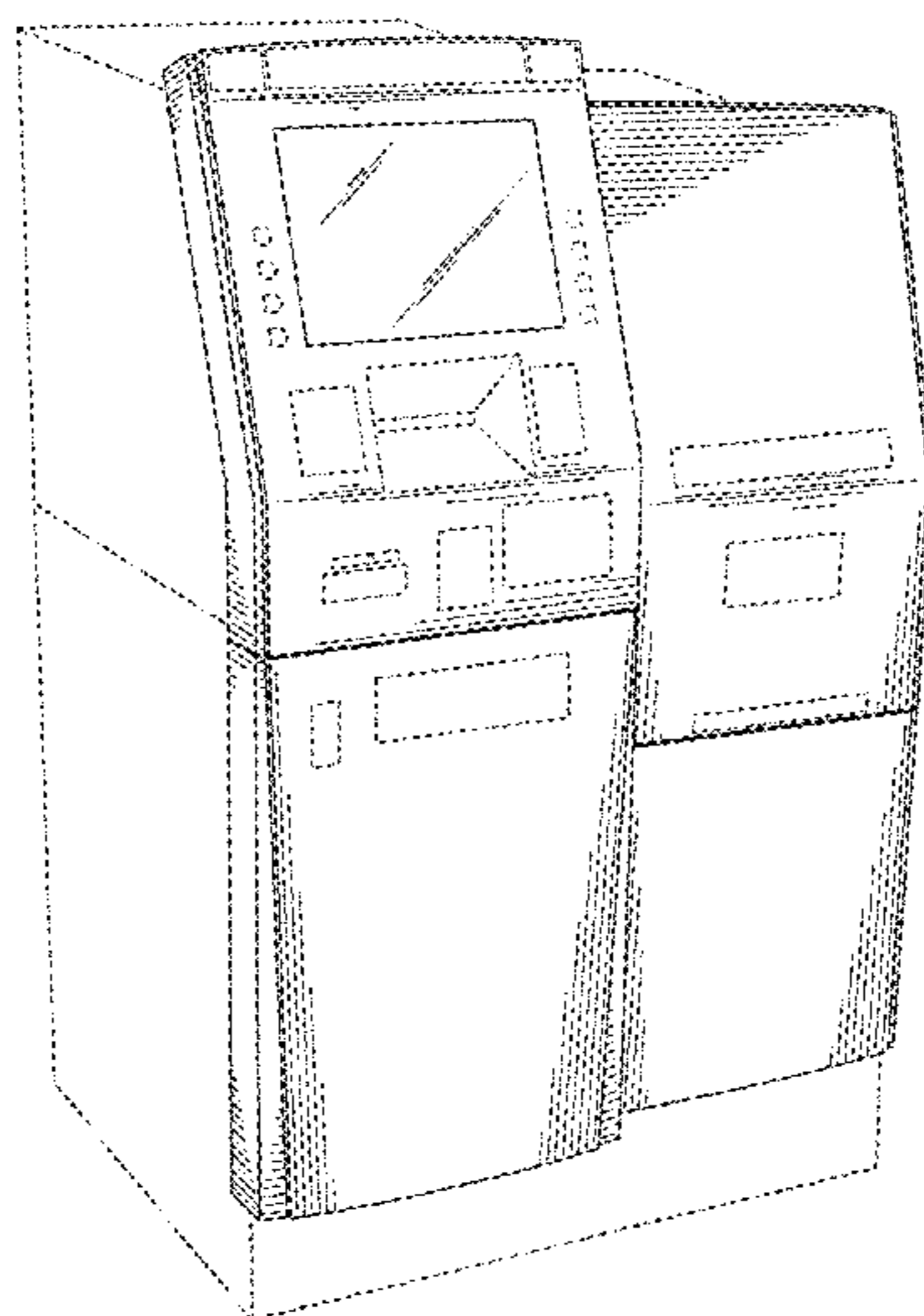
(57) **CLAIM**

The ornamental design for a self-service terminal, as shown and described.

DESCRIPTION

FIG. 1 is a perspective view of a self-service terminal design of the present invention;
FIG. 2 is a front elevation of the self-service terminal of FIG. 1;
FIG. 3 is a side elevation of the self-service terminal of FIG. 1, the opposite side being identical in appearance;
FIG. 4 is a side elevation of the self-service terminal of FIG. 1, the opposite side being identical in appearance;
FIG. 5 is a rear elevation of the self-service terminal of FIG. 1;
FIG. 6 is a top view of the self-service terminal of FIG. 1; and,
FIG. 7 is a bottom view of the self-service terminal of FIG. 1.

1 Claim, 7 Drawing Sheets



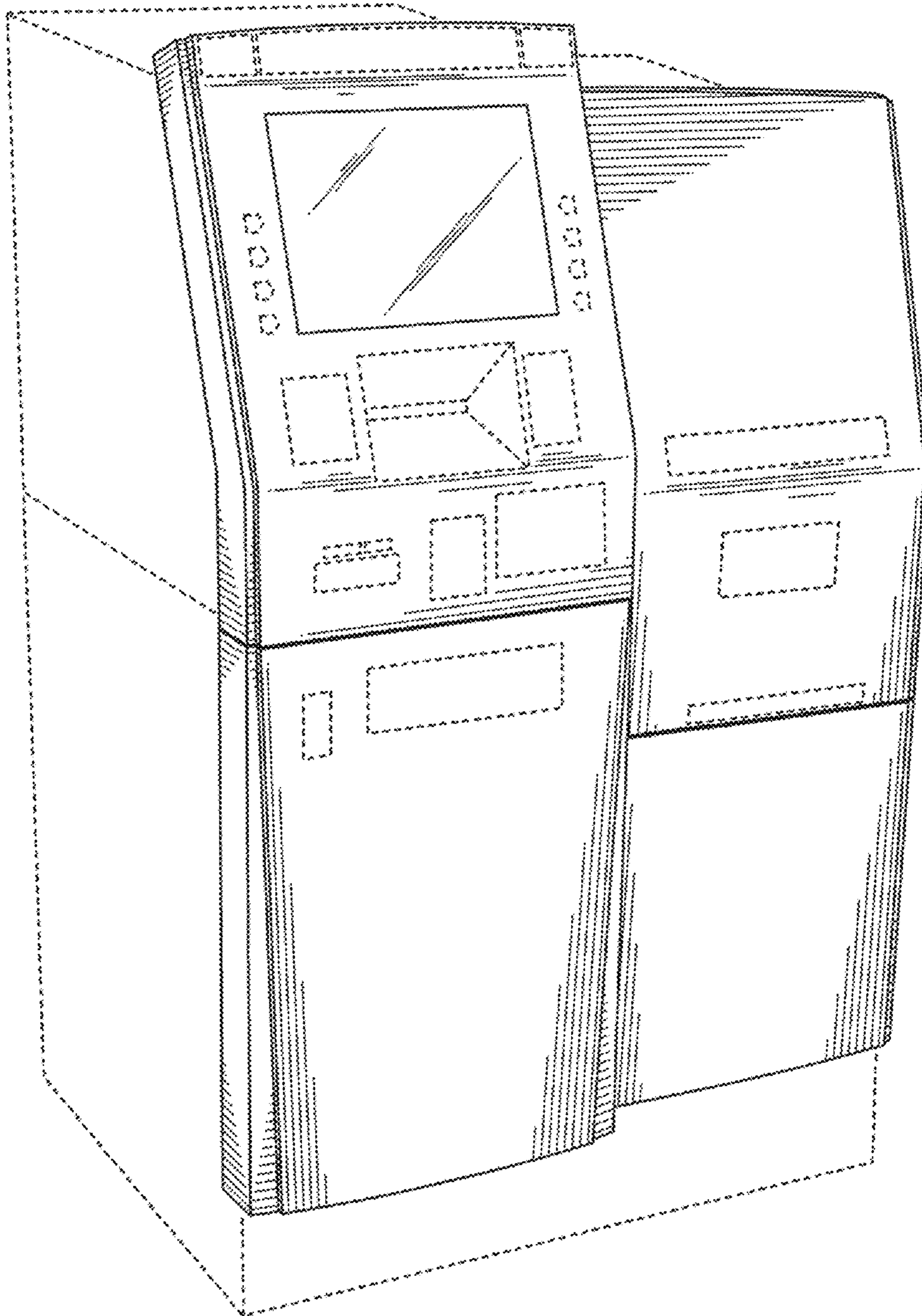


FIG. 1

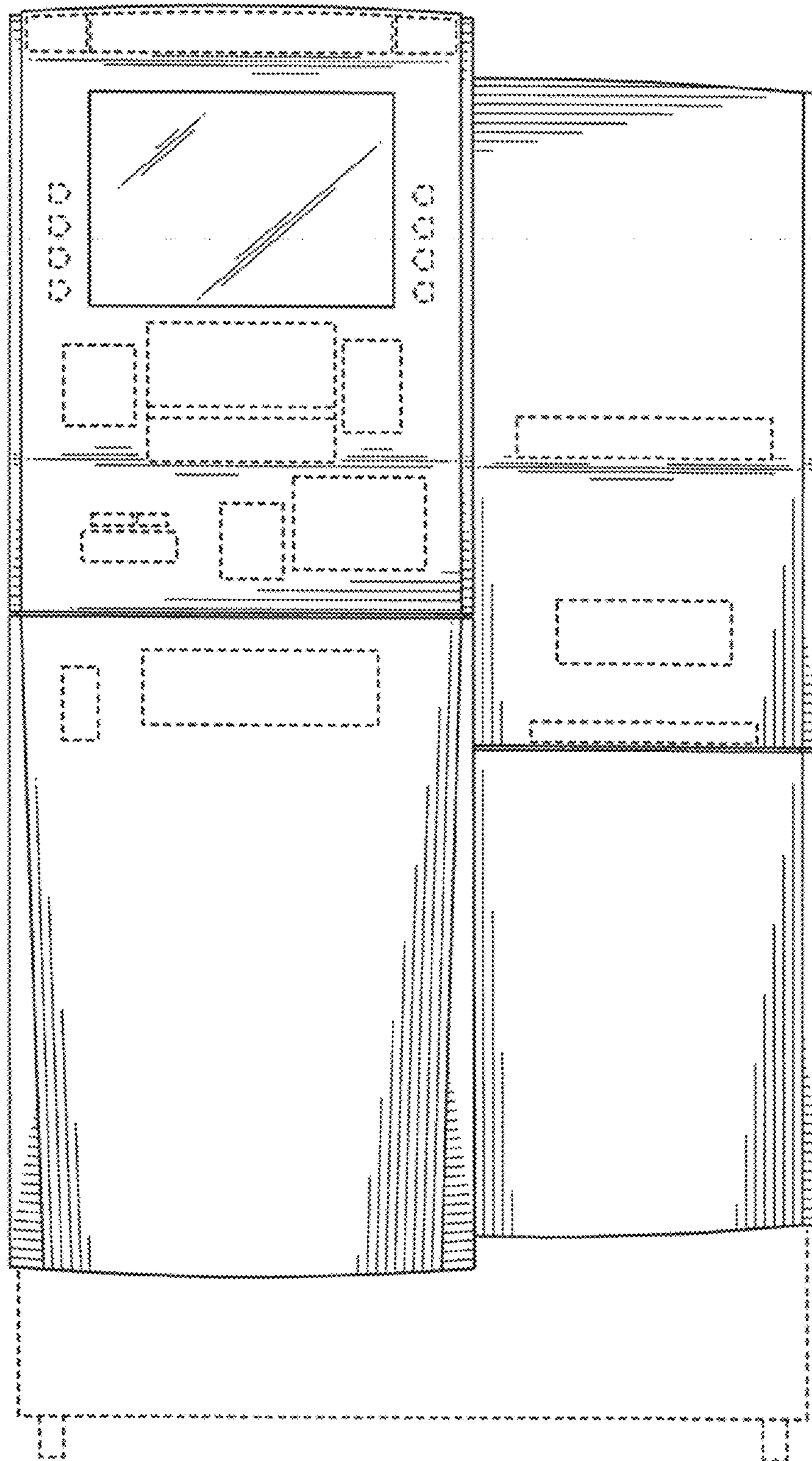


FIG. 2

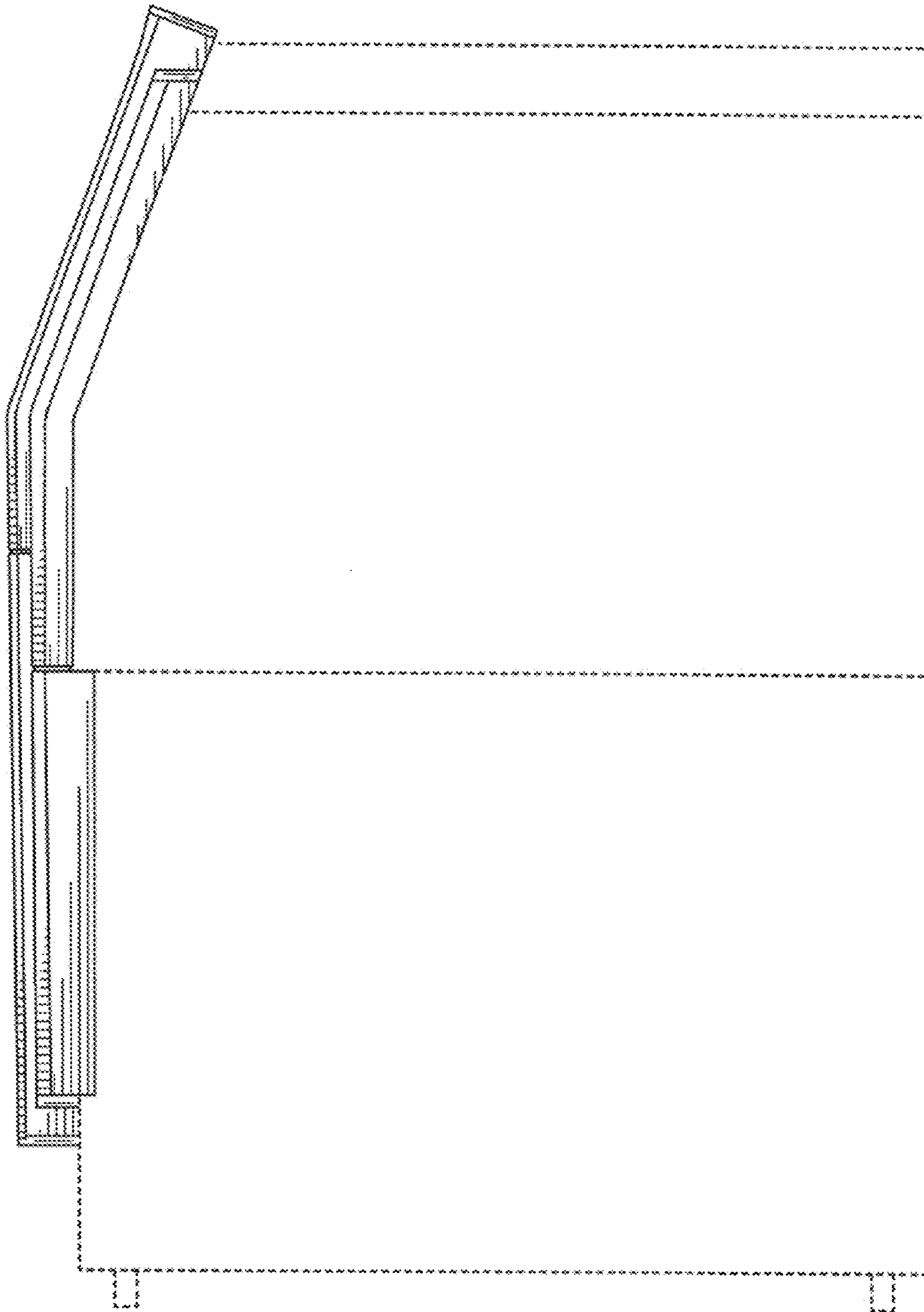


FIG. 3

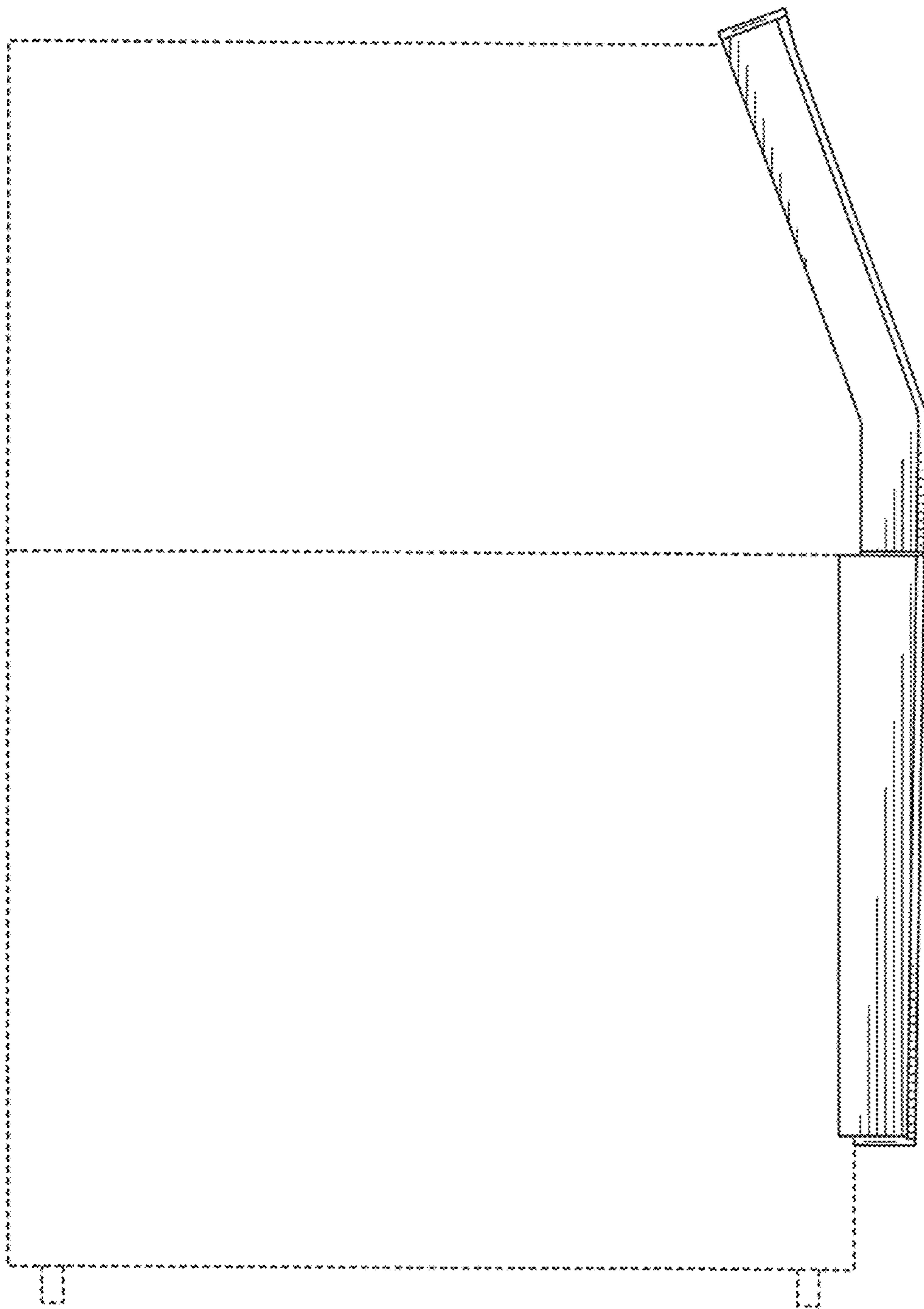


FIG. 4




FIG. 5

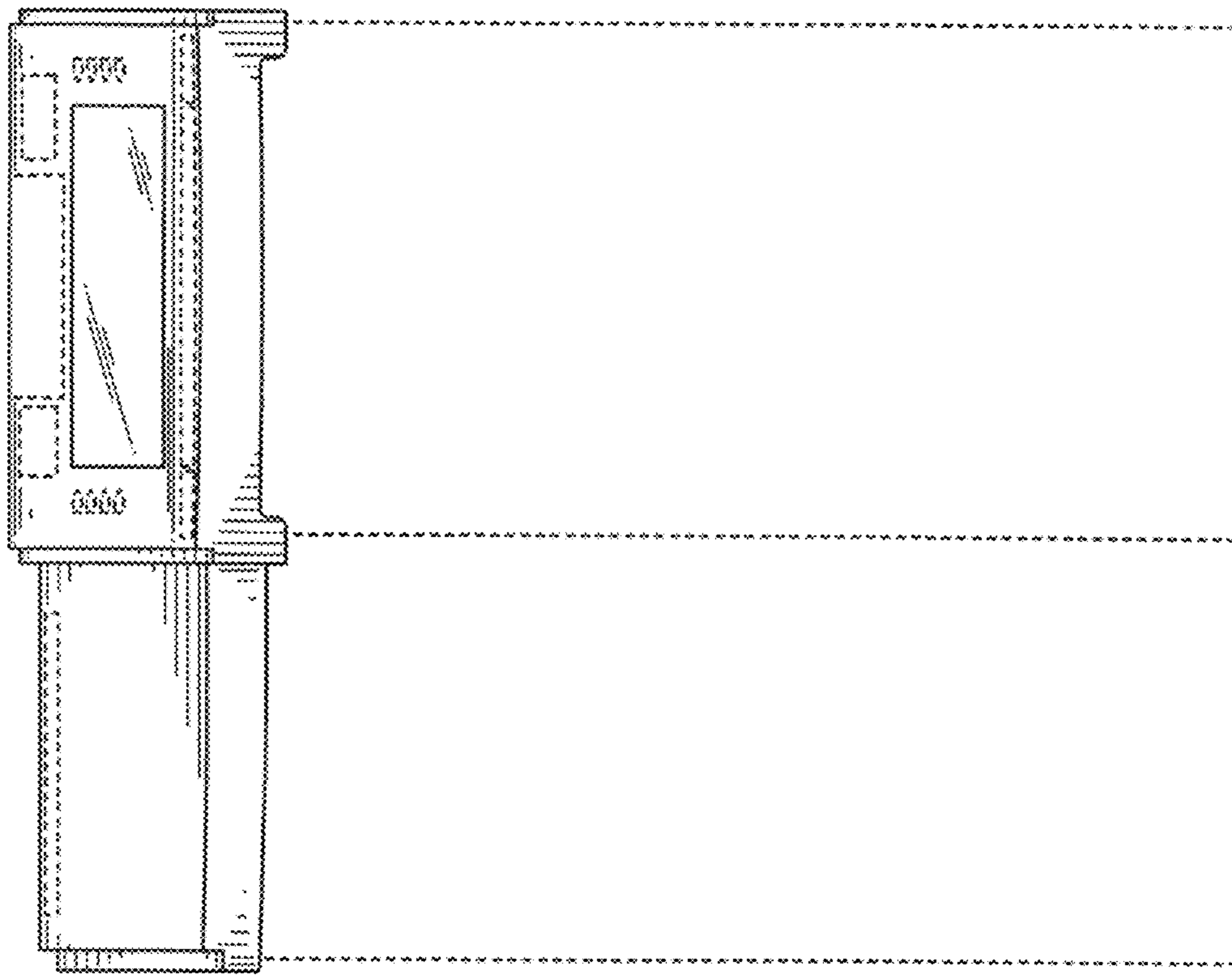


FIG. 6




FIG. 7