



US00D774027S

(12) **United States Design Patent** (10) **Patent No.:** **US D774,027 S**
Roberts et al. (45) **Date of Patent:** **** Dec. 13, 2016**

(54) **ENCLOSURE FOR A COMMUNICATION DEVICE**

D676,032 S * 2/2013 Stump D14/250
 2013/0118934 A1* 5/2013 Green A45C 11/00
 206/320

(71) Applicant: **Google Inc.**, Mountain View, CA (US)

* cited by examiner

(72) Inventors: **Rachael E. Roberts**, San Francisco, CA (US); **Gina Reimann**, Brooklyn, NY (US)

Primary Examiner — Freda S Nunn
 (74) *Attorney, Agent, or Firm* — Finnegan, Henderson, Farabow, Garrett & Dunner LLP

(73) Assignee: **Google Inc.**, Mountain View, CA (US)

(**) Term: **14 Years**

(21) Appl. No.: **29/523,113**

(57) **CLAIM**

The ornamental design for an enclosure for a communication device, as shown and described.

(22) Filed: **Apr. 7, 2015**

(51) **LOC (10) Cl.** **14-03**

(52) **U.S. Cl.**

USPC **D14/250**

DESCRIPTION

(58) **Field of Classification Search**

USPC D14/250, 341–347, 130, 138 C, 138 G,
 D14/138 R, 138 AA, 147, 203.1, 203.3,
 203.7,D14/204.4, 218, 248

CPC A45C 1/06; A45C 11/00; A45C 2011/002;
 A45F 2200/0525; A45F 2200/0516; G06F
 1/165; G06F 1/1613; G06F 1/1624; G06F
 1/1626; G06F 3/0485; G06F
 3/0488; H04B 1/3888; H04M
 1/0202; H04M 1/0283; H01M
 10/46; H05K 5/0217; B29C 45/1676

See application file for complete search history.

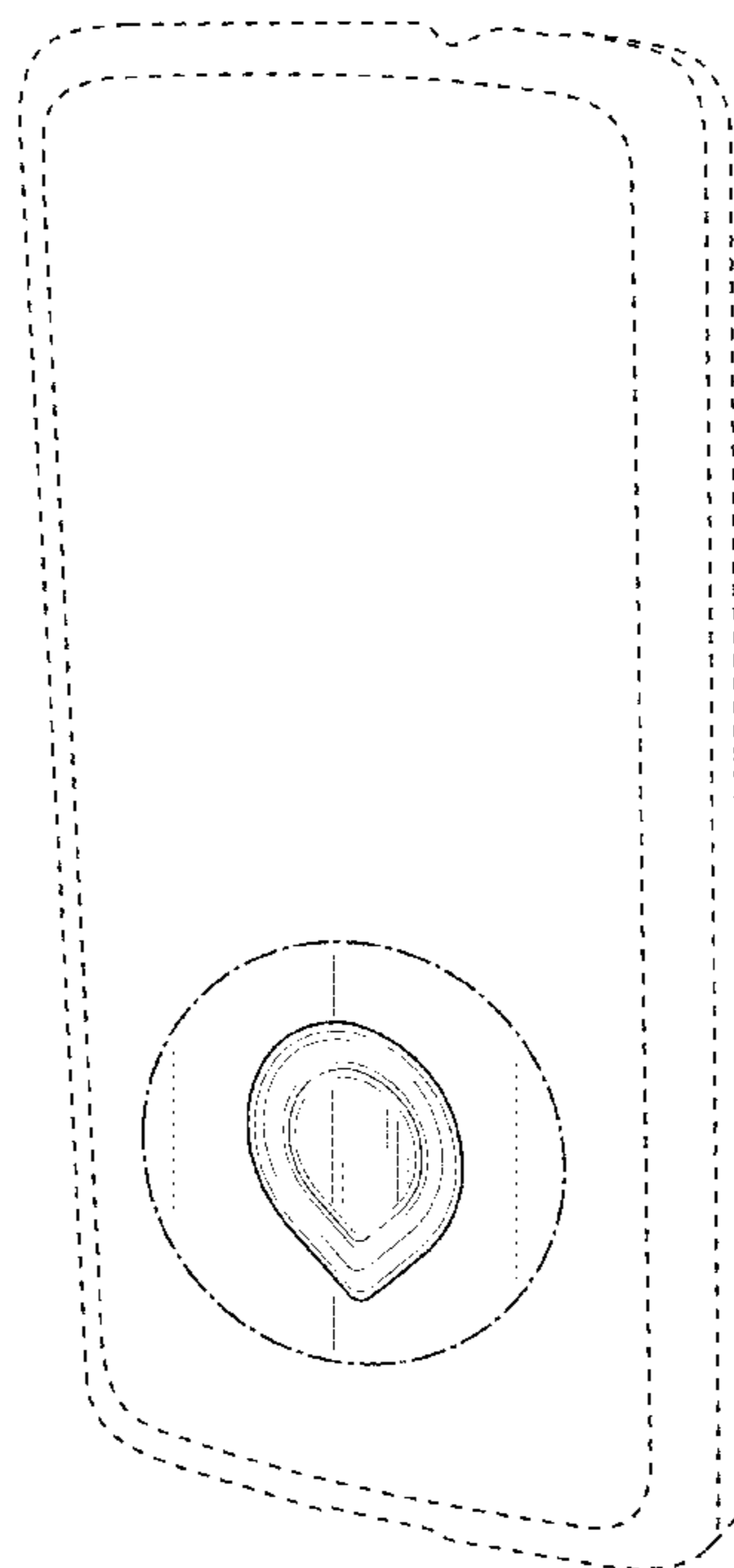
FIG. 1 is a front top perspective view of an enclosure for a communication device showing our new design;
 FIG. 2 is a rear top perspective view thereof;
 FIG. 3 is a front elevation view thereof;
 FIG. 4 is a right side view thereof, the left side view being the mirror image thereof;
 FIG. 5 is a rear elevation view thereof;
 FIG. 6 is a top plan view thereof;
 FIG. 7 is a bottom plan view thereof; and,
 FIG. 8 is a sectional view taken along lines 8-8 in FIG. 3. The broken lines shown in the drawings represent environment only and form no part of the claimed design, while the short-dash-long-dash lines define the boundary of the claimed design.

(56) **References Cited**

U.S. PATENT DOCUMENTS

D547,056 S * 7/2007 Griffin D3/218

1 Claim, 7 Drawing Sheets



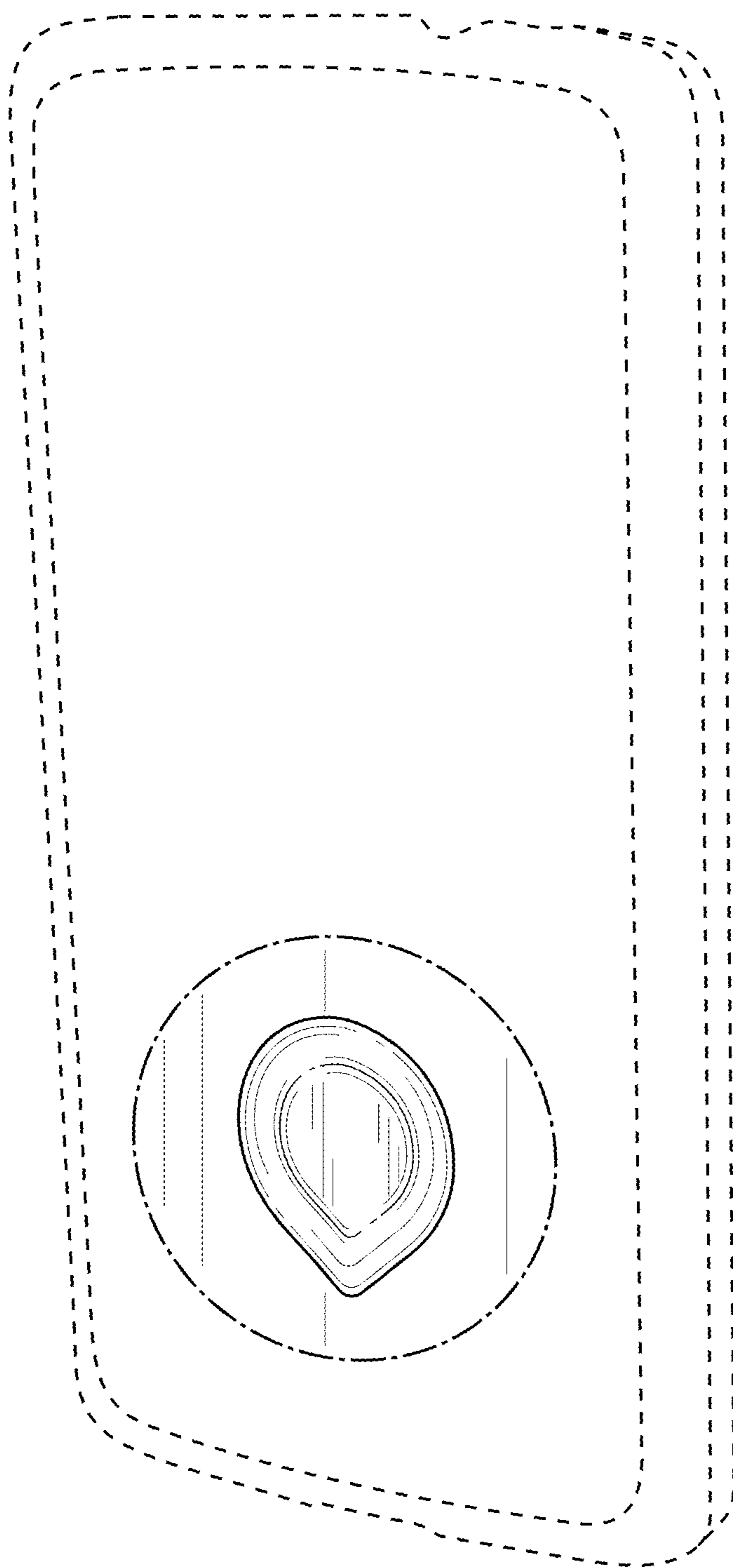


FIG. 1

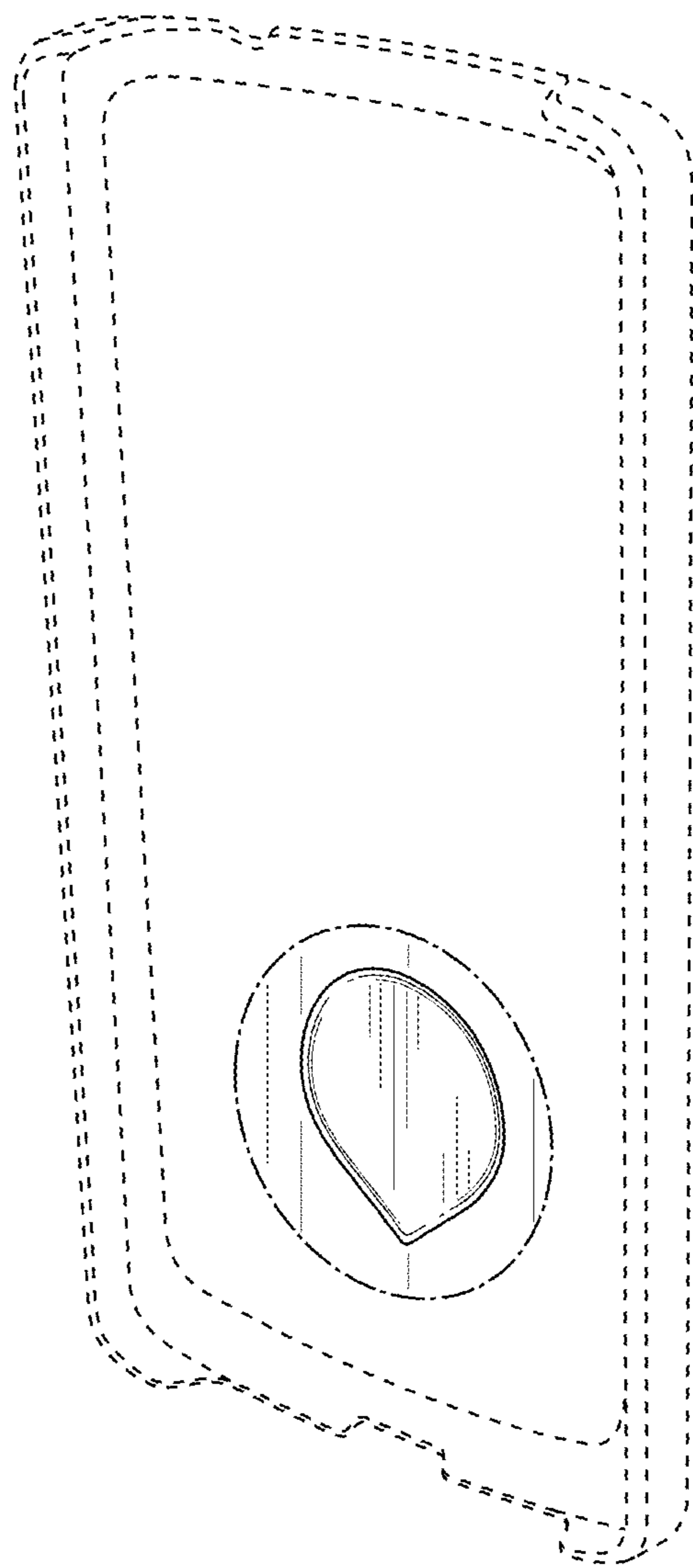


FIG. 2

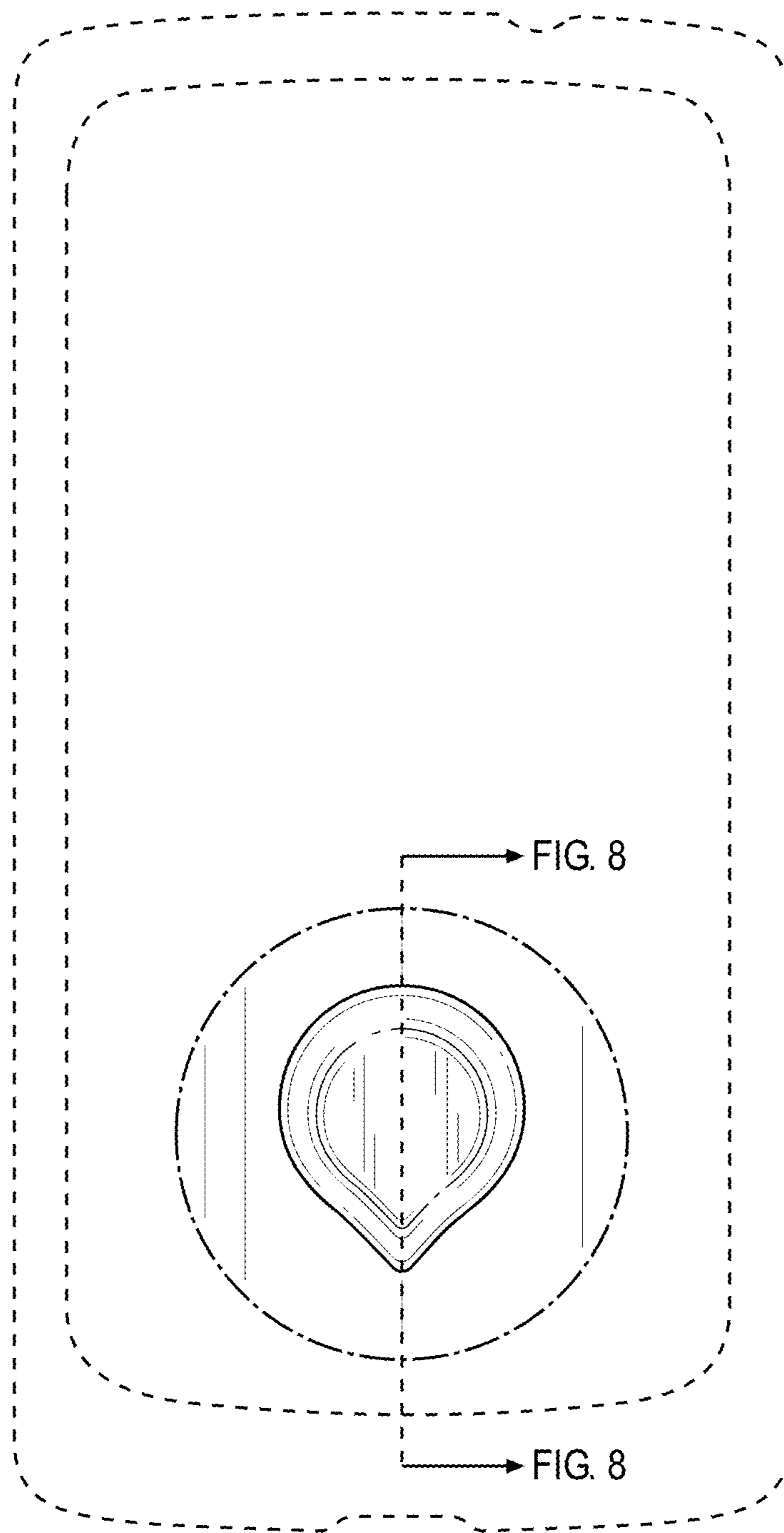


FIG. 3

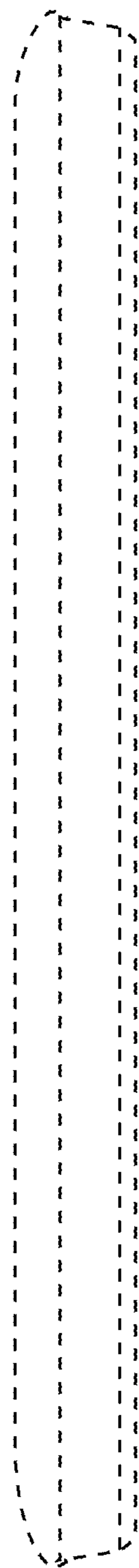


FIG. 4

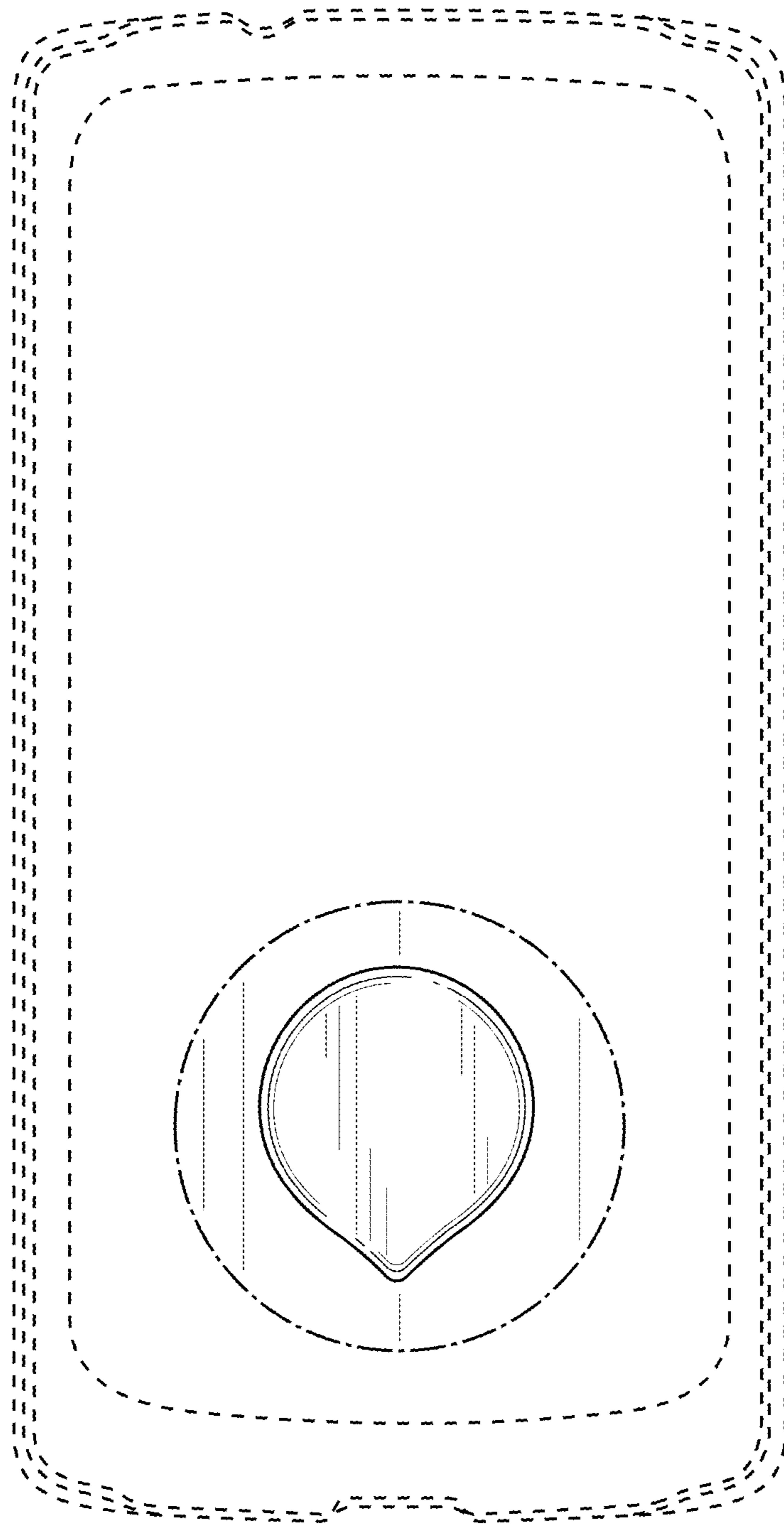


FIG. 5

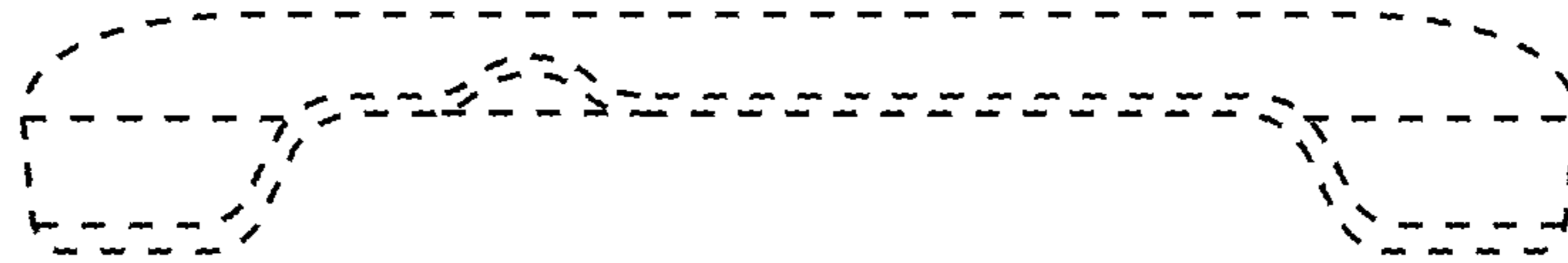


FIG. 6

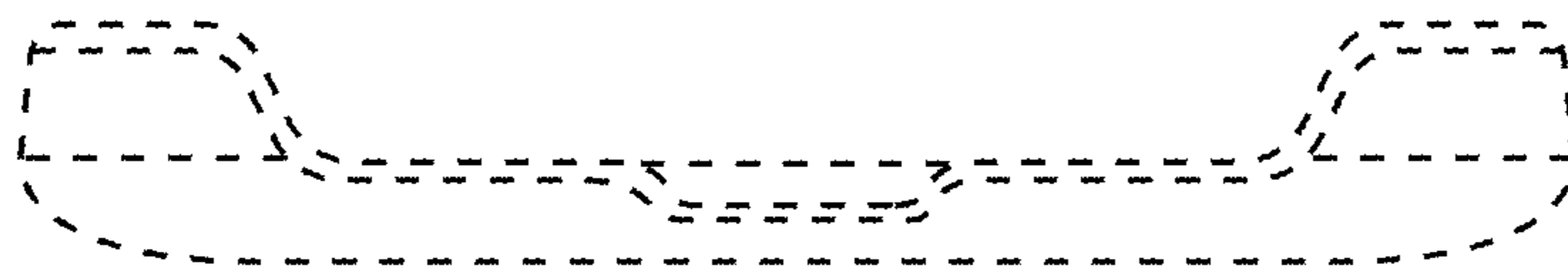


FIG. 7



FIG. 8