



US00D774009S

(12) **United States Design Patent** (10) **Patent No.:** **US D774,009 S**  
**Hammarstedt et al.** (45) **Date of Patent:** **\*\* Dec. 13, 2016**

(54) **ENCLOSURE FOR AN ELECTRONIC DEVICE**

(71) Applicant: **ARRIS Enterprises, Inc.**, Suwanee, GA (US)

(72) Inventors: **Jorgen Hammarstedt**, Linkoping (SE); **Christel Winell**, Linkoping (SE); **Christer Akesson**, Linkoping (SE); **Urban Axelsson**, Sturefors (SE); **Carl Magnus Carlsson**, Linkoping (SE); **Sebastian Harring**, Linkoping (SE); **Frida Andersson**, Linkoping (SE)

(73) Assignee: **ARRIS Enterprises, Inc.**, Suwanee, GA (US)

(\*\*) Term: **14 Years**

(21) Appl. No.: **29/502,023**

(22) Filed: **Sep. 10, 2014**

(51) **LOC (10) Cl.** ..... **14-03**

(52) **U.S. Cl.**  
USPC ..... **D14/125**

(58) **Field of Classification Search**  
 USPC ..... D14/125, 357-358, 496, 188, 242, 432;  
                   D13/184; 348/10, 460, 706, 731;  
                   340/825.03; 455/6.1, 6.2; 312/223.1, 7.2  
 CPC ..... H04N 5/50; H04N 5/64; H05K 5/02;  
                   H05K 5/03; G06F 1/16

See application file for complete search history.

(56) **References Cited**

U.S. PATENT DOCUMENTS

D571,377 S	6/2008	Ledbetter et al.	
D582,409 S	12/2008	Maiers et al.	
D584,307 S	1/2009	Maiers et al.	
D598,018 S *	8/2009	Sumii .....	D14/301
D600,694 S *	9/2009	Sumii .....	D14/356
D611,471 S	3/2010	Maiers et al.	
D640,692 S *	6/2011	Waisman-Diamond .....	D14/240
D647,866 S *	11/2011	Chen .....	D14/125
D677,190 S	3/2013	Cobbett et al.	
D685,355 S *	7/2013	Holleman .....	D14/240
D690,218 S	9/2013	Cobbett et al.	
D707,668 S *	6/2014	Lim .....	D14/242

\* cited by examiner

*Primary Examiner* — Randall Gholson

(74) *Attorney, Agent, or Firm* — Stewart M. Wiener

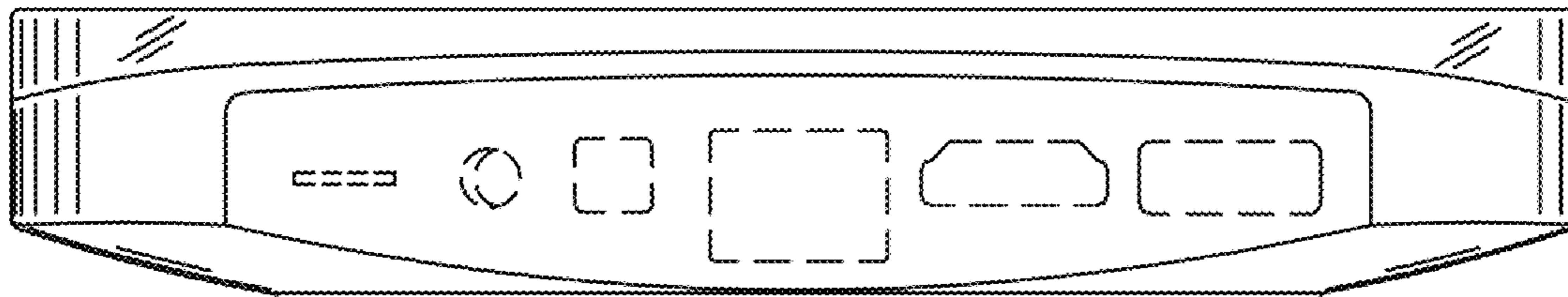
(57) **CLAIM**

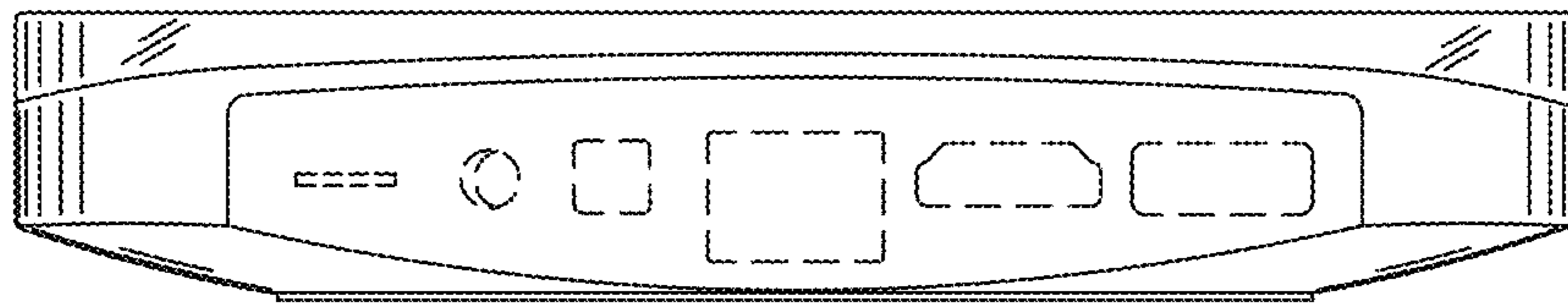
The ornamental design for an enclosure for an electronic device, as shown and described.

**DESCRIPTION**


FIG. 1 is a rear view of the enclosure for an electronic device;  
 FIG. 2 is a front view thereof;  
 FIG. 3 is a top view thereof; and,  
 FIG. 4 front perspective view thereof.  
 The broken lines depict portions of the enclosure for an electronic device that form no part of the claimed design.

**1 Claim, 3 Drawing Sheets**

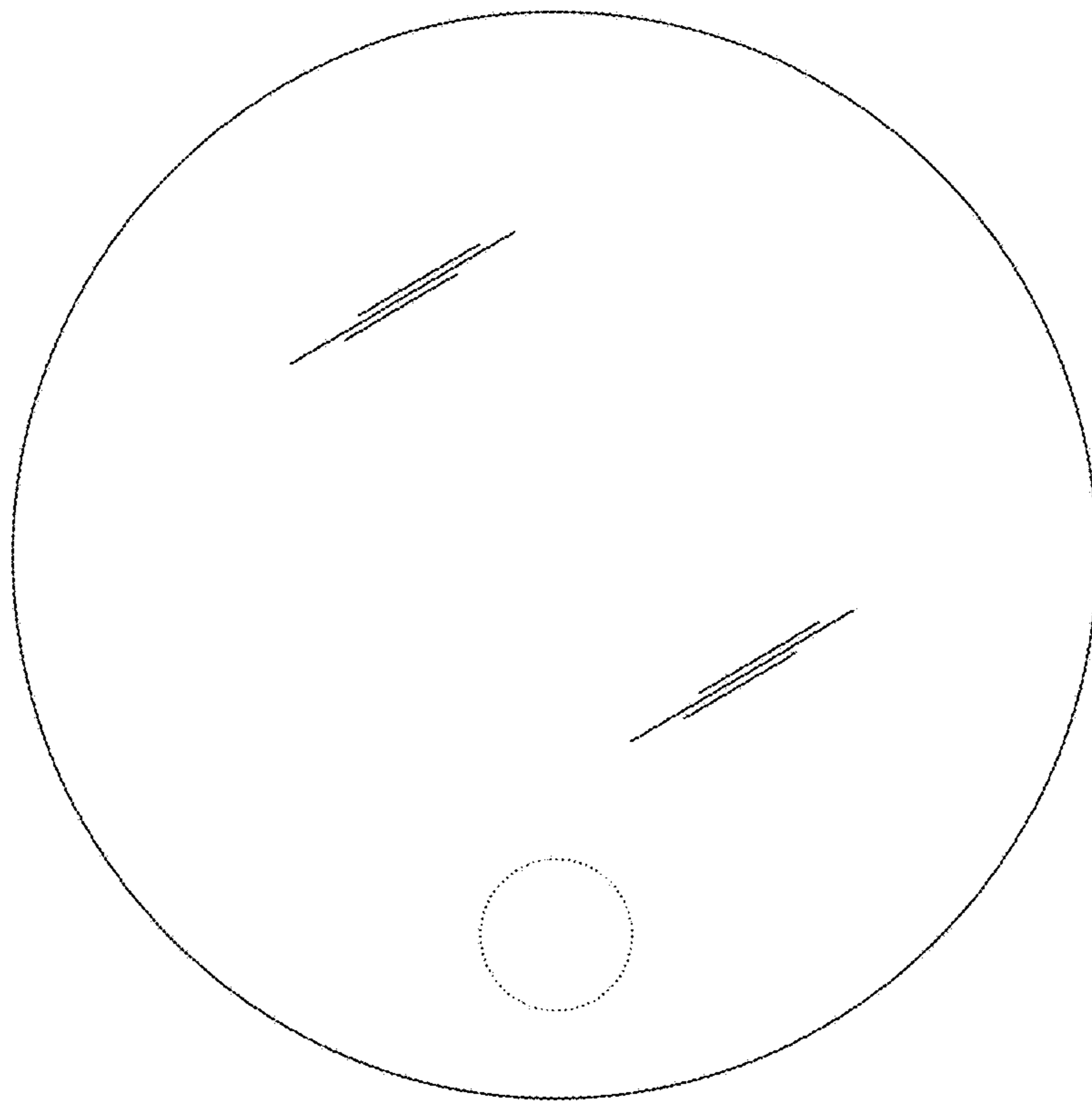




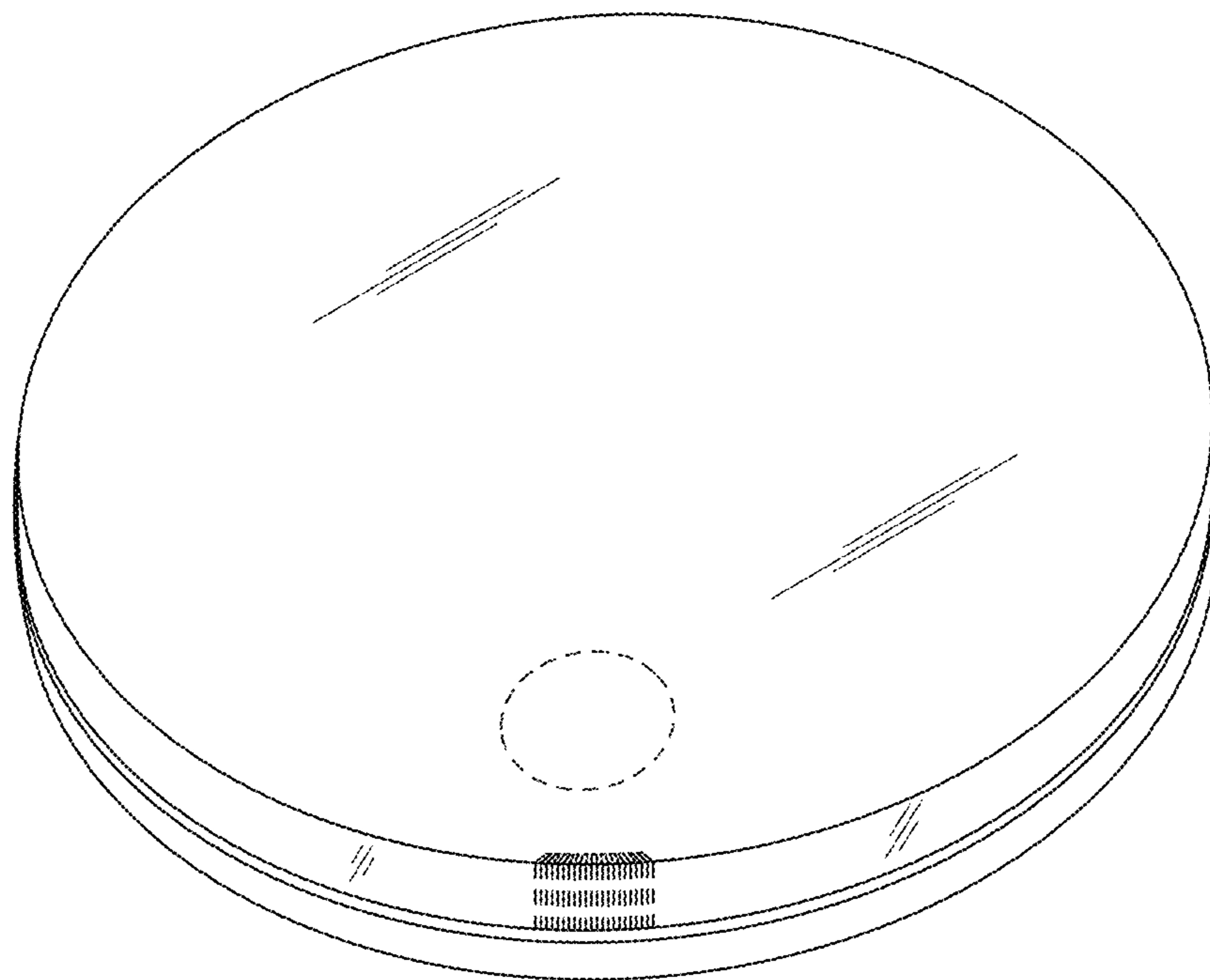
*FIG. 1*



*FIG. 2*



*FIG. 3*



*FIG. 4*