



US00D774003S

(12) **United States Design Patent** (10) **Patent No.:** **US D774,003 S**  
**Lee et al.** (45) **Date of Patent:** **\*\* Dec. 13, 2016**

(54) **COVER FOR REPEATER**  
(71) Applicant: **Samsung Electronics Co., Ltd.**,  
Suwon-si, Gyeonggi-do (KR)  
(72) Inventors: **Eun-Uae Lee**, Seoul (KR); **Jihyun Moon**, Gwangmyeong-si (KR);  
**Moonjung Jang**, Gunpo-si (KR)  
(73) Assignee: **SAMSUNG ELECTRONICS CO., LTD.**, Suwon-Si, Gyeonggi-Do (KR)  
(\*\*) Term: **15 Years**  
(21) Appl. No.: **29/534,529**  
(22) Filed: **Jul. 29, 2015**  
(30) **Foreign Application Priority Data**

D377,339 S \* 1/1997 Beruscha ..... D10/75  
D377,652 S \* 1/1997 Sarkiniemi ..... D13/184  
D380,572 S \* 7/1997 Bodell ..... D26/85  
D391,967 S \* 3/1998 Blais ..... D14/240  
D392,644 S \* 3/1998 McGugan ..... D13/184  
D413,865 S \* 9/1999 Laufer ..... D13/154  
D415,769 S \* 10/1999 Waldner ..... D13/152  
D418,113 S \* 12/1999 Yanish ..... D13/152  
D424,028 S \* 5/2000 Vaiani ..... D13/184  
D433,390 S \* 11/2000 Gauffin ..... D13/179  
D438,532 S \* 3/2001 Gargani ..... D14/240  
D438,533 S \* 3/2001 Arpe ..... D14/240  
D454,873 S \* 3/2002 Clark ..... D14/358  
D455,420 S \* 4/2002 Arpe ..... D14/240  
D473,220 S \* 4/2003 Smith ..... D14/240  
D473,221 S \* 4/2003 Gargani ..... D14/240  
D486,829 S \* 2/2004 Wang ..... D14/480.5  
D501,643 S \* 2/2005 Strand ..... D10/104.1  
D525,594 S \* 7/2006 Bailey ..... D13/184  
D565,036 S \* 3/2008 Ju ..... D14/240  
D565,037 S \* 3/2008 Chun ..... D14/240  
D567,776 S \* 4/2008 Wells ..... D13/184

(Continued)

Feb. 4, 2015 (KR) ..... 30-2015-0006176  
(51) **LOC (10) Cl.** ..... **13-03**  
(52) **U.S. Cl.**  
USPC ..... **D13/156**  
(58) **Field of Classification Search**  
USPC ..... D13/110, 123, 133, 137.1, 139.1,  
D13/139.4, 152, 154, 155, 156, 158, 162,  
D13/164, 173, 177, 184; D8/349-351,  
D8/353; 174/67, 66; D10/49;  
439/147-149, 373, 391, 535, 536,  
439/538; 220/241, 242; 361/600, 707,  
361/752; D14/240, 358, 480.5; D26/85  
CPC .... H05K 5/0013; H05K 5/006; H05K 5/0073;  
H05K 7/1417; H02G 3/14  
See application file for complete search history.

*Primary Examiner* — Derrick Holland  
*Assistant Examiner* — Jennifer O King  
(74) *Attorney, Agent, or Firm* — Ladas & Parry LLP

(57) **CLAIM**

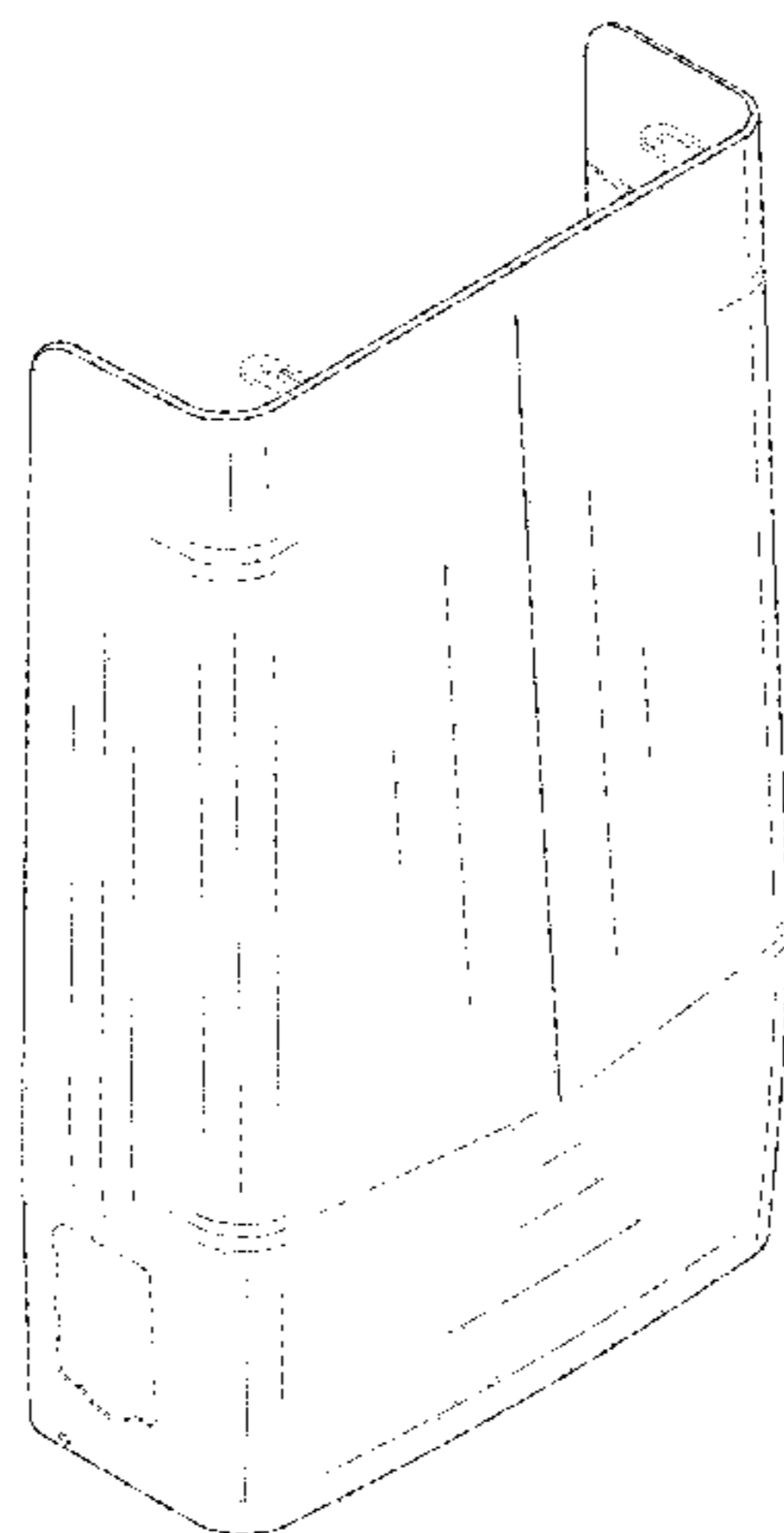
We claim the ornamental design for a cover for repeater, as shown and described.

**DESCRIPTION**

FIG. 1 is a perspective view of a cover for a repeater showing our new design.  
FIG. 2 is a front view thereof;  
FIG. 3 is a rear view thereof;  
FIG. 4 is a left side view thereof;  
FIG. 5 is a right side view thereof;  
FIG. 6 is a top view thereof;  
FIG. 7 is a bottom view thereof; and,  
FIG. 8 is a rear-perspective view thereof.  
The broken lines shown represent unclaimed subject matter and form no part of the claimed design.

(56) **References Cited**  
U.S. PATENT DOCUMENTS  
D228,667 S \* 10/1973 Anderson, Jr. .... D26/71  
D298,412 S \* 11/1988 Ciuba ..... D9/430  
D342,250 S \* 12/1993 Beaumont ..... D13/184  
D364,618 S \* 11/1995 Somoza ..... D14/142

**1 Claim, 7 Drawing Sheets**



(56)

**References Cited**

U.S. PATENT DOCUMENTS

D596,627 S \* 7/2009 Cho ..... D14/240  
D598,982 S \* 8/2009 Bharaj ..... D23/249  
D602,452 S \* 10/2009 Grundker ..... D13/184  
D604,254 S \* 11/2009 Lanfear ..... D13/162  
D655,280 S \* 3/2012 MacManus ..... D14/140.1  
D681,864 S \* 5/2013 Guercio ..... D26/85  
D715,477 S \* 10/2014 Yu ..... D26/85  
D754,111 S \* 4/2016 Kwak ..... D14/240

\* cited by examiner

FIG. 1




FIG. 2




FIG. 3

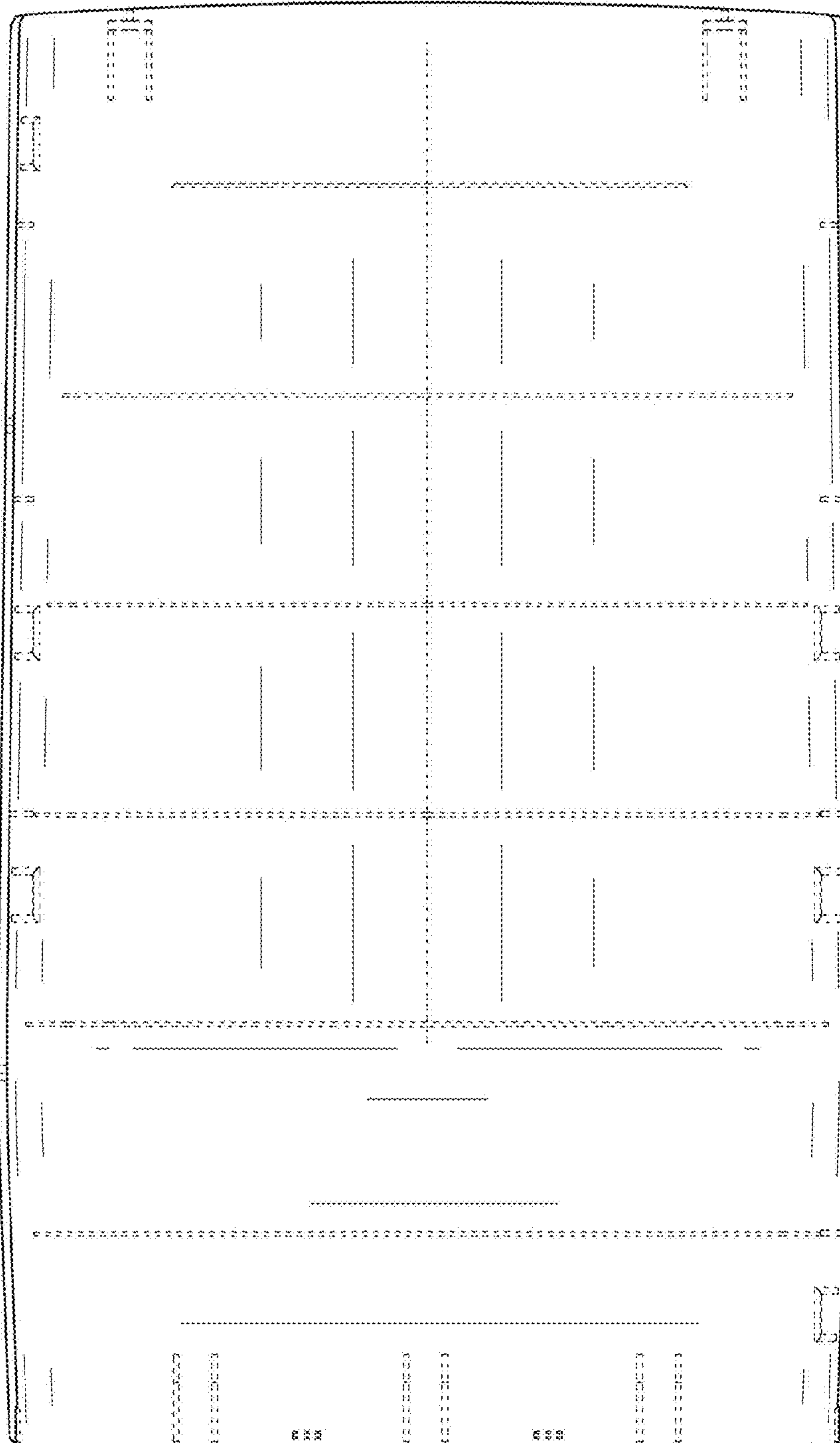


FIG. 4

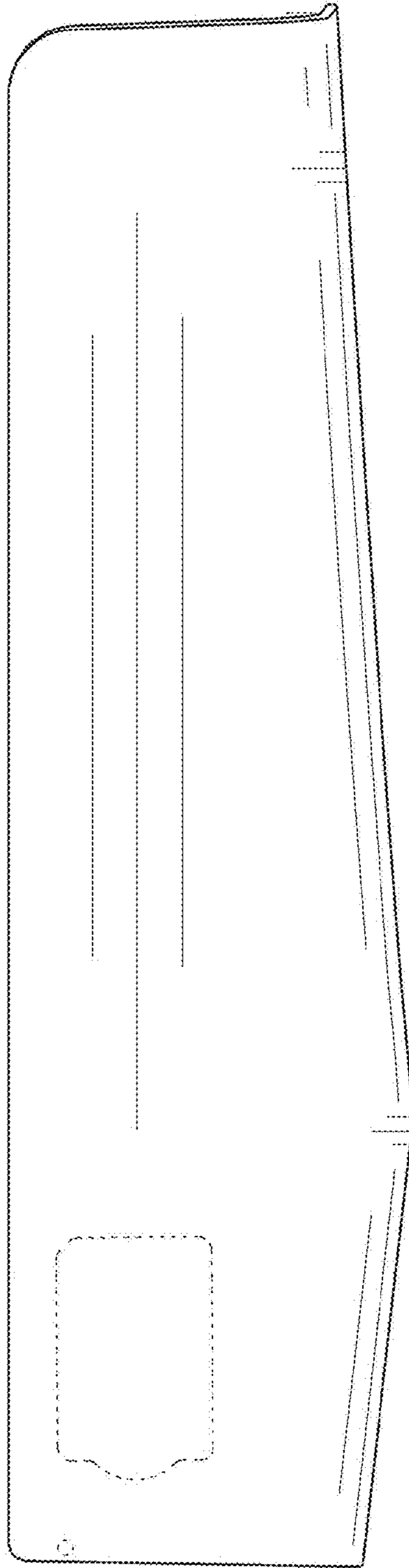


FIG. 5




FIG. 6

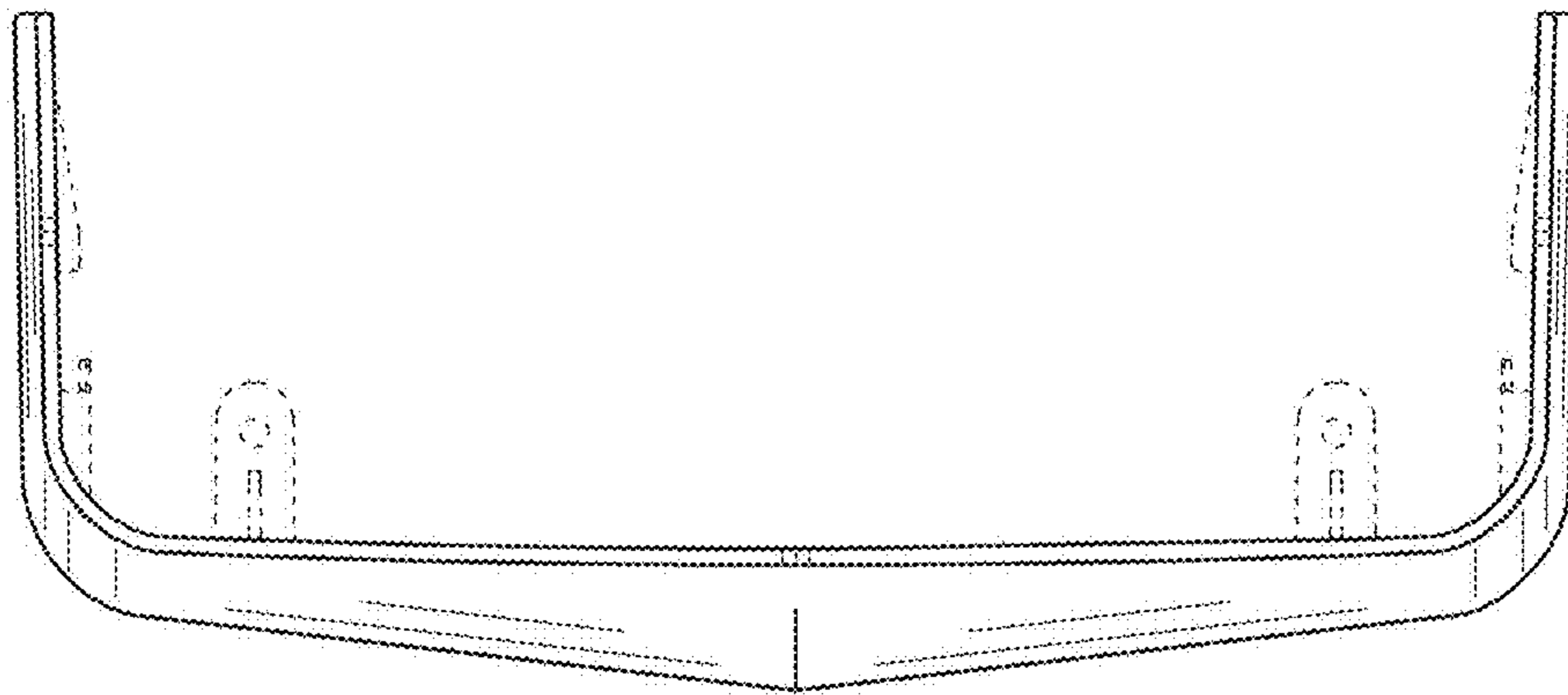


FIG. 7

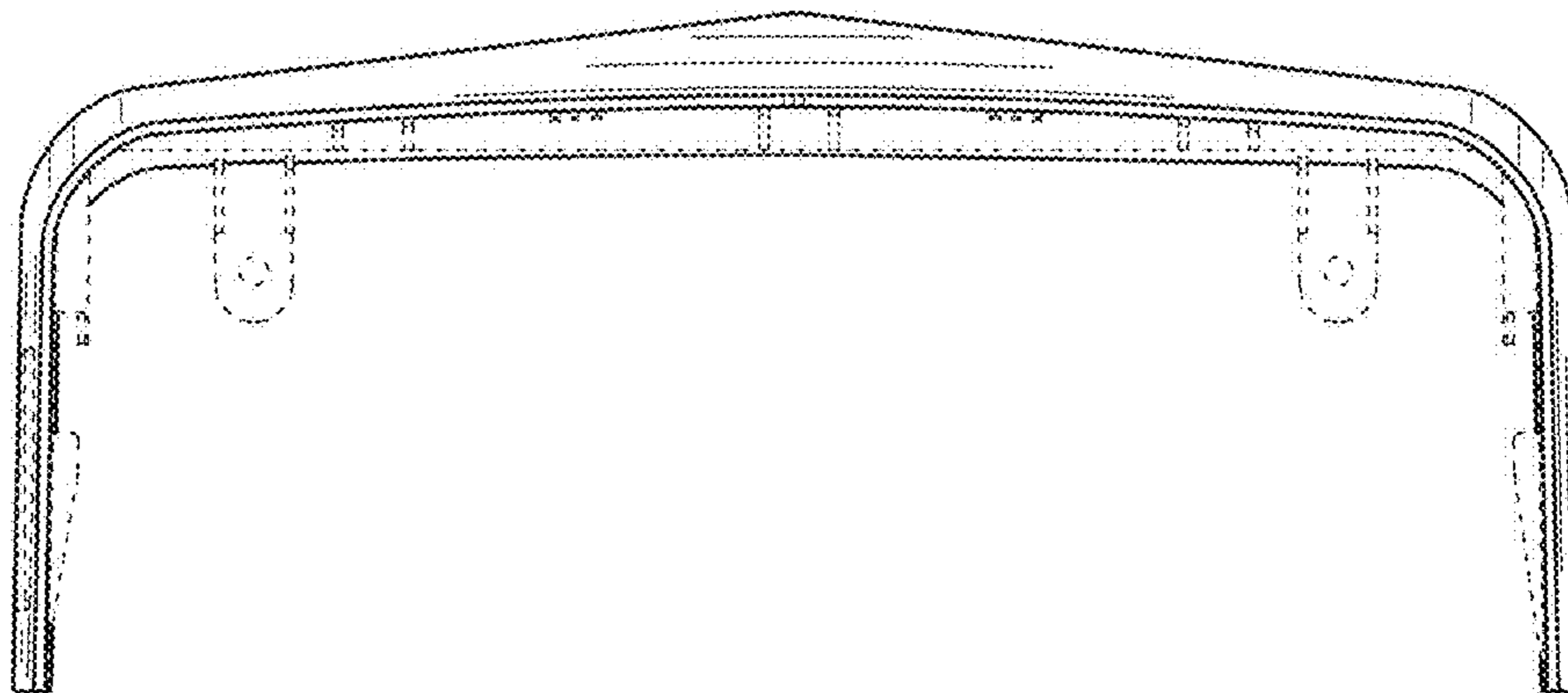




FIG. 8

