



US00D773993S

(12) **United States Design Patent**
Hoffman et al.

(10) **Patent No.:** **US D773,993 S**

(45) **Date of Patent:** **** Dec. 13, 2016**

(54) **FREQUENCY CONVERTER**

(71) Applicant: **Vacon Oyj**, Vaasa (FI)

(72) Inventors: **Marc Hoffman**, Clayton, NC (US);
Dan Lewis, Raleigh, NC (US)

(73) Assignee: **VACON OY**, Vaasa (FI)

(**) Term: **14 Years**

(21) Appl. No.: **29/517,776**

(22) Filed: **Feb. 17, 2015**

(30) **Foreign Application Priority Data**

Dec. 31, 2014 (EM) 002607705-0001

(51) **LOC (10) Cl.** **13-02**

(52) **U.S. Cl.**
USPC **D13/110**

(58) **Field of Classification Search**
USPC D13/110, 101, 123, 162, 164, 184, 199;
307/150-152; 361/600, 601, 622, 702,
361/703, 730, 796, 809; 363/141, 142;
D15/149

CPC H02M 7/00; H02M 7/02; H02M 7/003;
H05K 5/00; H05K 5/0017; H05K 7/00;
H05K 7/1427; H05K 7/1457; H05K
7/20918

See application file for complete search history.

(56) **References Cited**

U.S. PATENT DOCUMENTS

D410,624 S * 6/1999 Loh D13/110
D429,213 S * 8/2000 Colver D13/110

D436,075 S * 1/2001 Chou D13/110
6,169,661 B1 * 1/2001 Lee G06F 1/184
307/150
6,239,986 B1 * 5/2001 Otsuka H05K 7/1427
361/728
6,293,828 B1 * 9/2001 Colver H05K 7/1457
439/680
D502,916 S * 3/2005 Higuchi D13/110
D573,090 S * 7/2008 Savolainen D13/110
D586,744 S * 2/2009 Jaskari D13/110
D630,580 S * 1/2011 Pape D13/110
2008/0174948 A1 * 7/2008 Davis G11B 33/127
361/679.31

* cited by examiner

Primary Examiner — Derrick Holland

(74) *Attorney, Agent, or Firm* — Myers Wolin, LLC

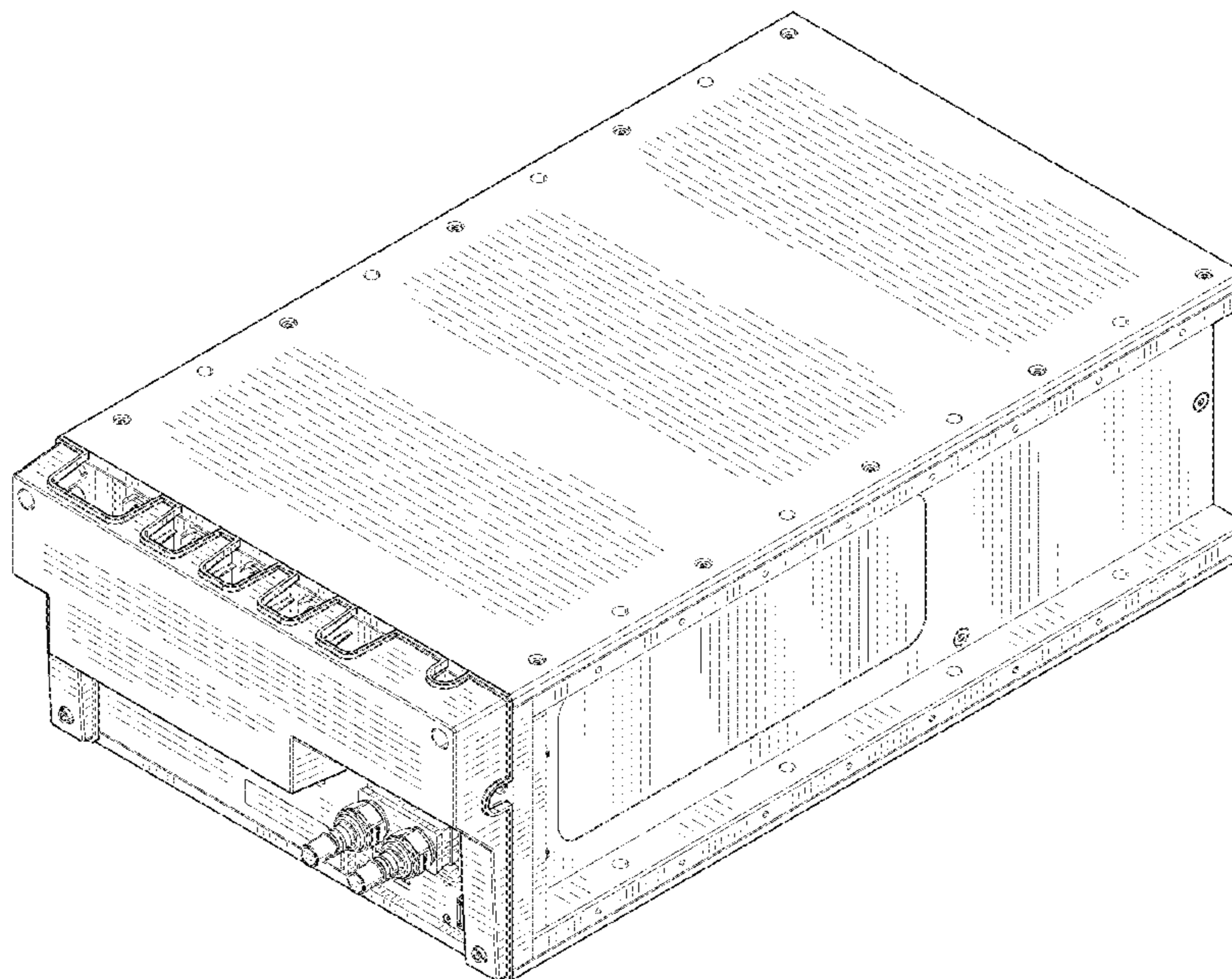
(57) **CLAIM**

The ornamental design for a frequency converter, as shown and described.

DESCRIPTION

FIG. 1 is an isometric front perspective view of a frequency converter showing our new design;
FIG. 2 is a front view thereof;
FIG. 3 is a right view thereof;
FIG. 4 is a left view thereof;
FIG. 5 is a back view thereof;
FIG. 6 is a top plan view thereof; and,
FIG. 7 is a bottom plan view thereof.
The broken lines shown represent unclaimed subject matter and form no part of the claimed design.

1 Claim, 7 Drawing Sheets



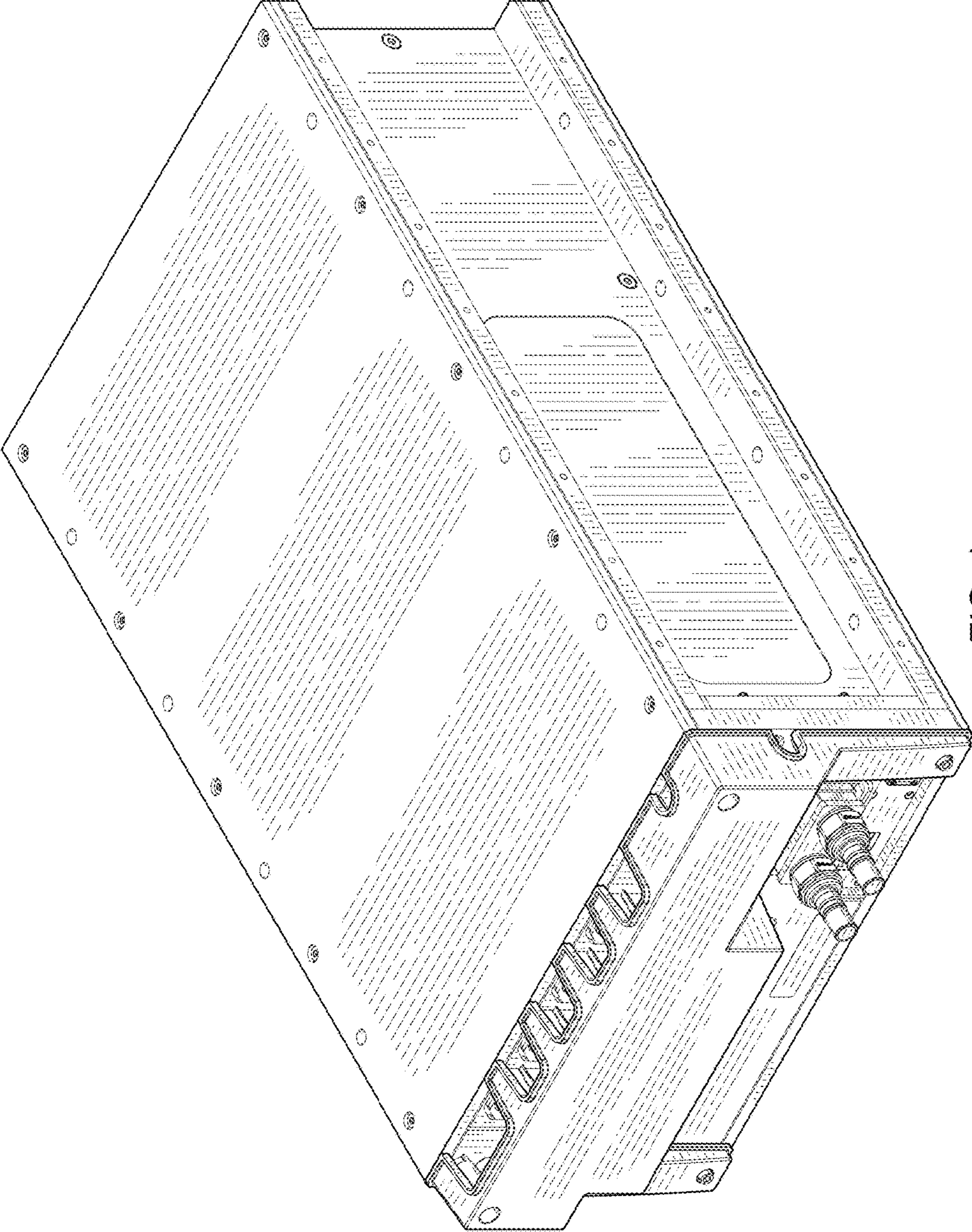


FIG. 1

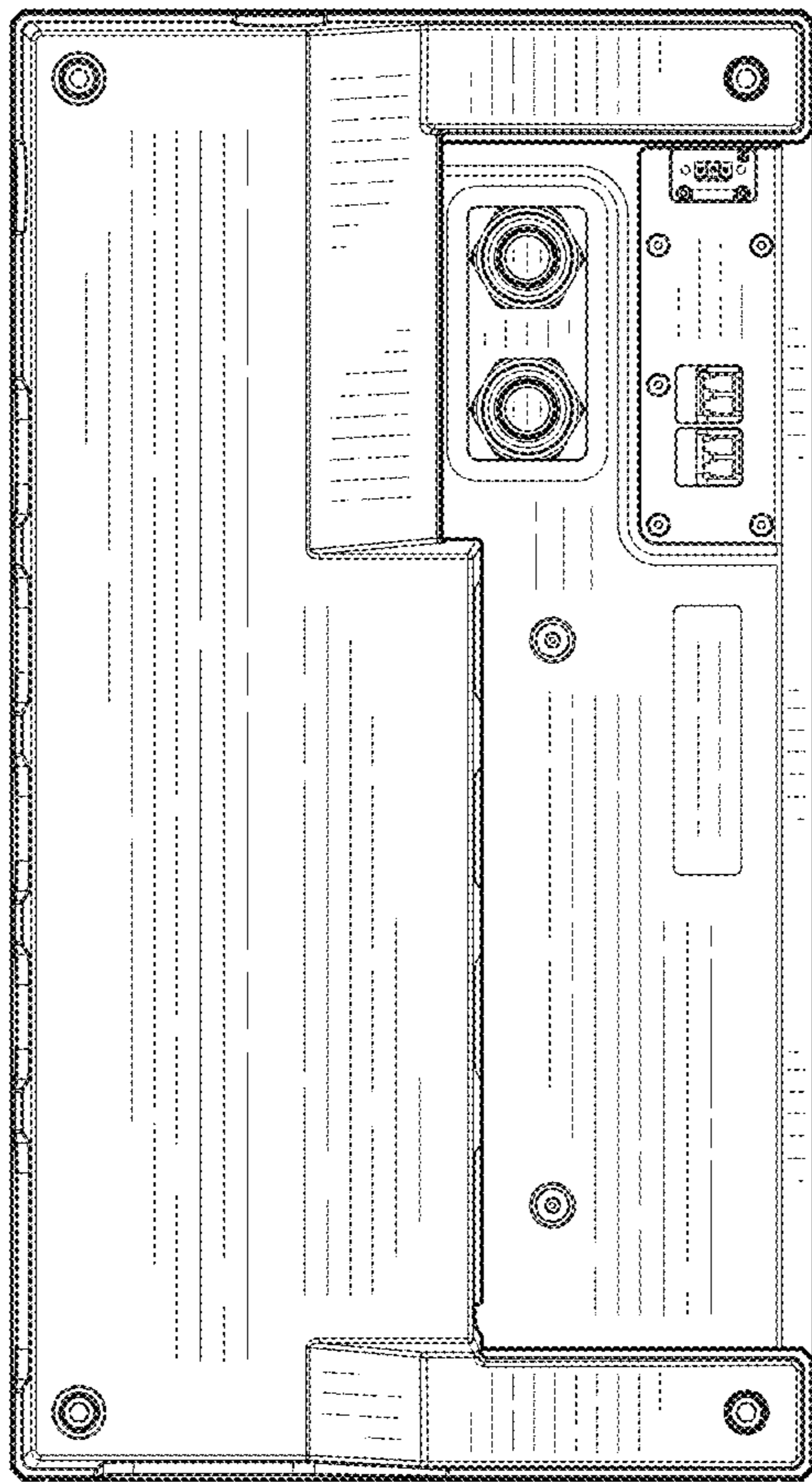


FIG. 2




FIG. 3




FIG. 4




FIG. 5

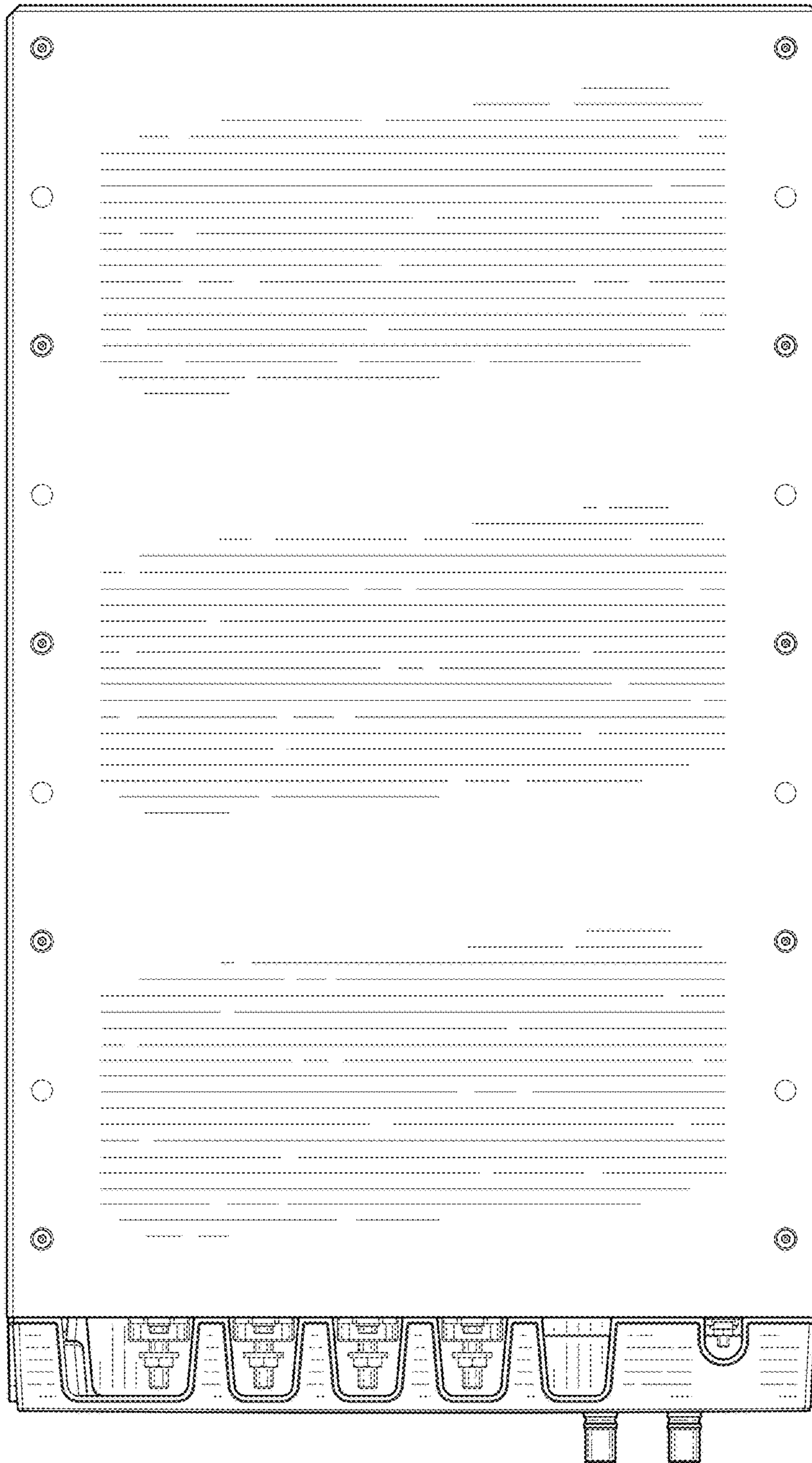


FIG. 6

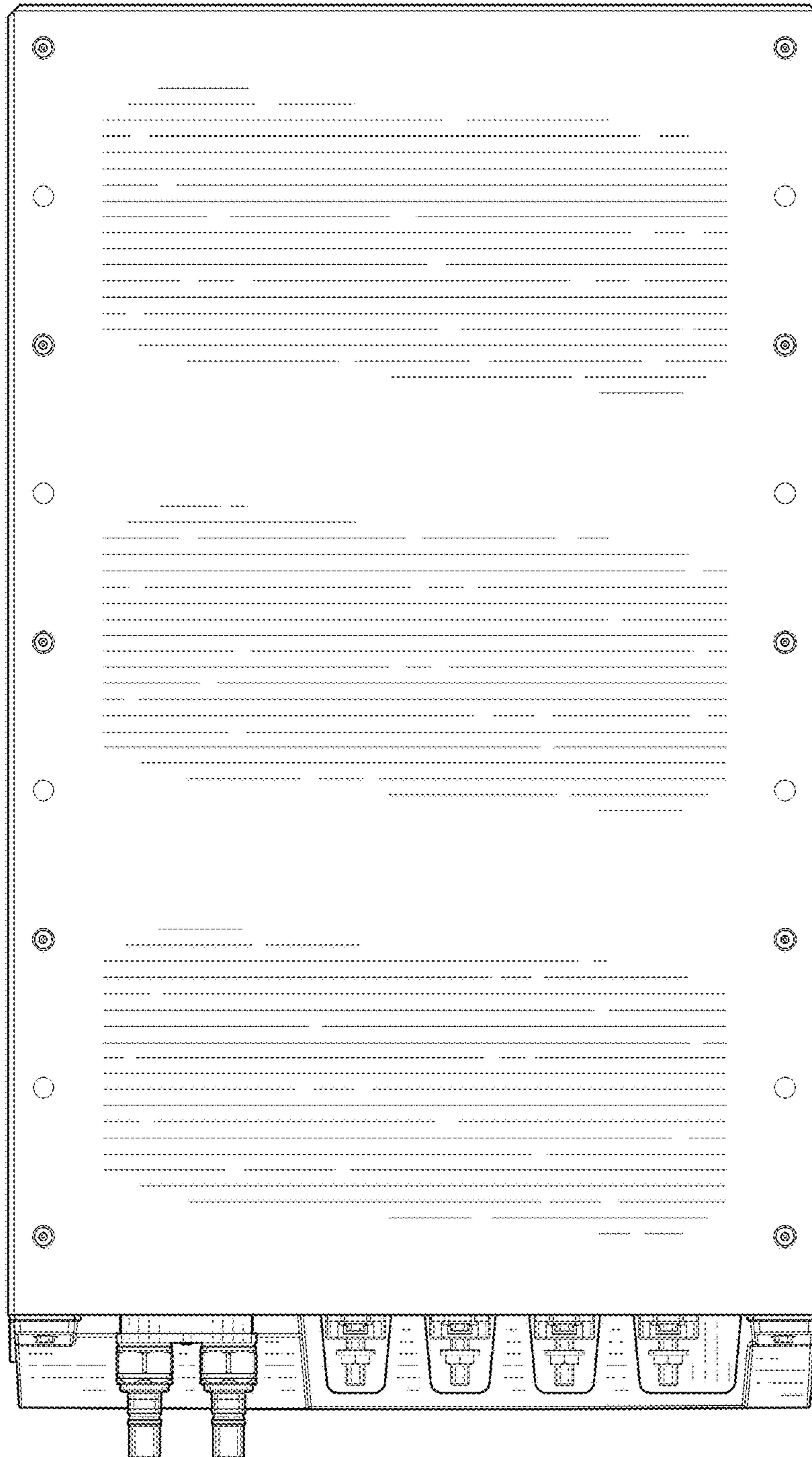


FIG. 7