



US00D773984S

(12) **United States Design Patent**
Abarotin et al.

(10) **Patent No.:** **US D773,984 S**

(45) **Date of Patent:** **** Dec. 13, 2016**

(54) **TIRE**

(71) Applicants: **Compagnie Generale des Etablissements Michelin**, Clermont-Ferrand (FR); **Michelin Recherche et Technique S.A.**, Granges-Paccot (CH)

(72) Inventors: **Victor Abarotin**, Greer, SC (US); **Craig Jurs**, Greenville, SC (US)

(73) Assignees: **Compagnie Generale des Etablissements Michelin**, Clermont-Ferrand (FR); **Michelin Recherche et Technique S.A.**, Granges-Paccot (CH)

(**) Term: **15 Years**

(21) Appl. No.: **29/529,098**

(22) Filed: **Jun. 3, 2015**

(51) **LOC (10) Cl.** **12-15**

(52) **U.S. Cl.**
USPC **D12/596**

(58) **Field of Classification Search**
USPC D12/568-604, 900
CPC B60C 1/0016; B60C 11/0306; B60C 11/0302; B60C 3/06; B60C 9/17
See application file for complete search history.

(56) **References Cited**

U.S. PATENT DOCUMENTS

D315,126 S 3/1991 Baus
D380,999 S 7/1997 Lurois et al.

D420,956 S * 2/2000 Rodicq D12/602
D460,409 S 7/2002 Weaver et al.
D550,147 S 9/2007 Radulescu
D637,549 S * 5/2011 Kojima D12/579
D669,419 S * 10/2012 Shimizu D12/579
D726,644 S * 4/2015 Kuwahara D12/602
D728,465 S * 5/2015 Kuwahara D12/600
D739,343 S * 9/2015 Gommez D12/602
D754,590 S * 4/2016 Kristen D12/580

* cited by examiner

Primary Examiner — Robert M Spear

Assistant Examiner — John Voytek

(57) **CLAIM**

The ornamental design for a tire, as shown and described.

DESCRIPTION

FIG. 1 is a perspective view of a tire showing our new design, it being understood that the tread is repeated throughout the circumference of the tire, the opposite side perspective being substantially identical thereto;

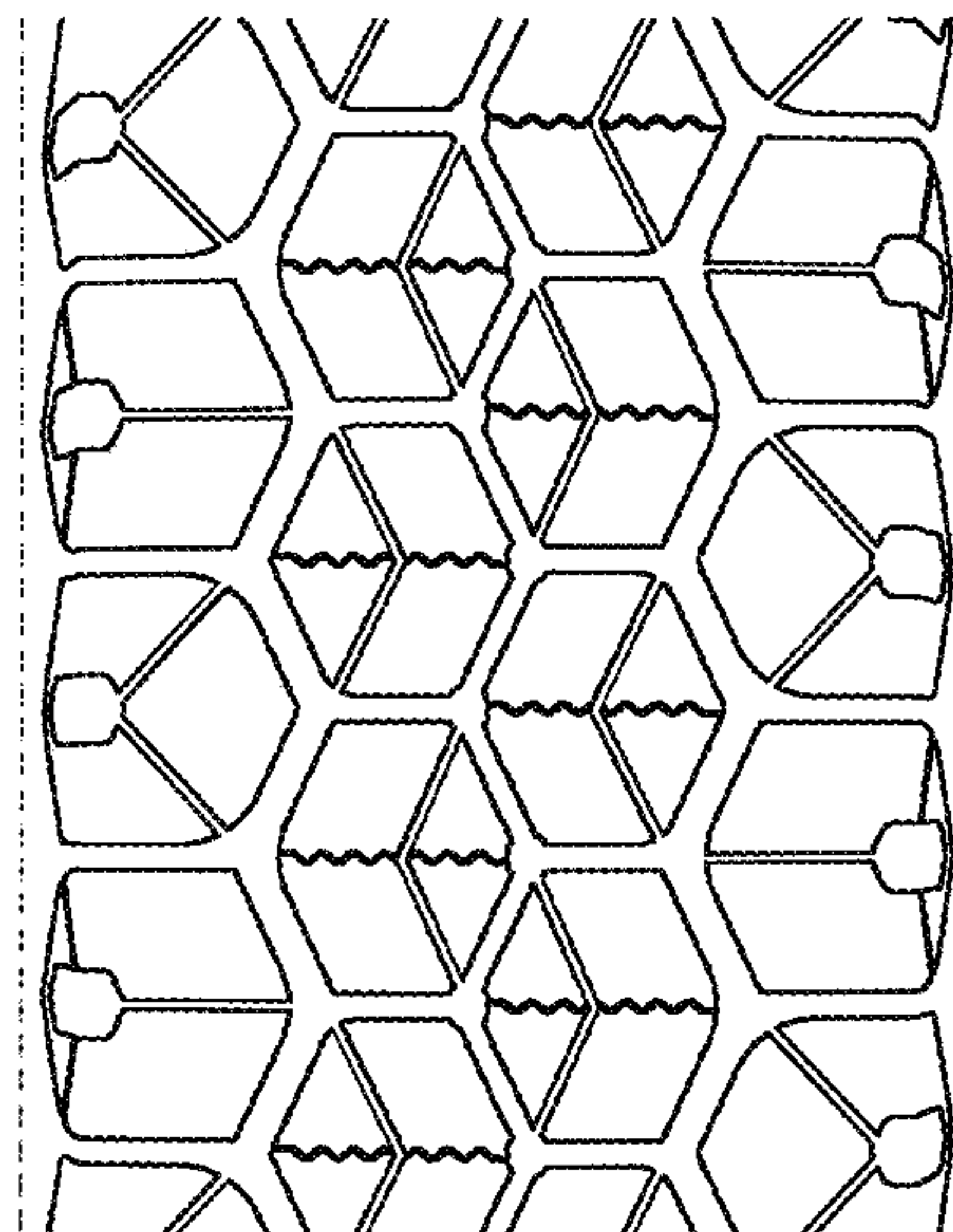
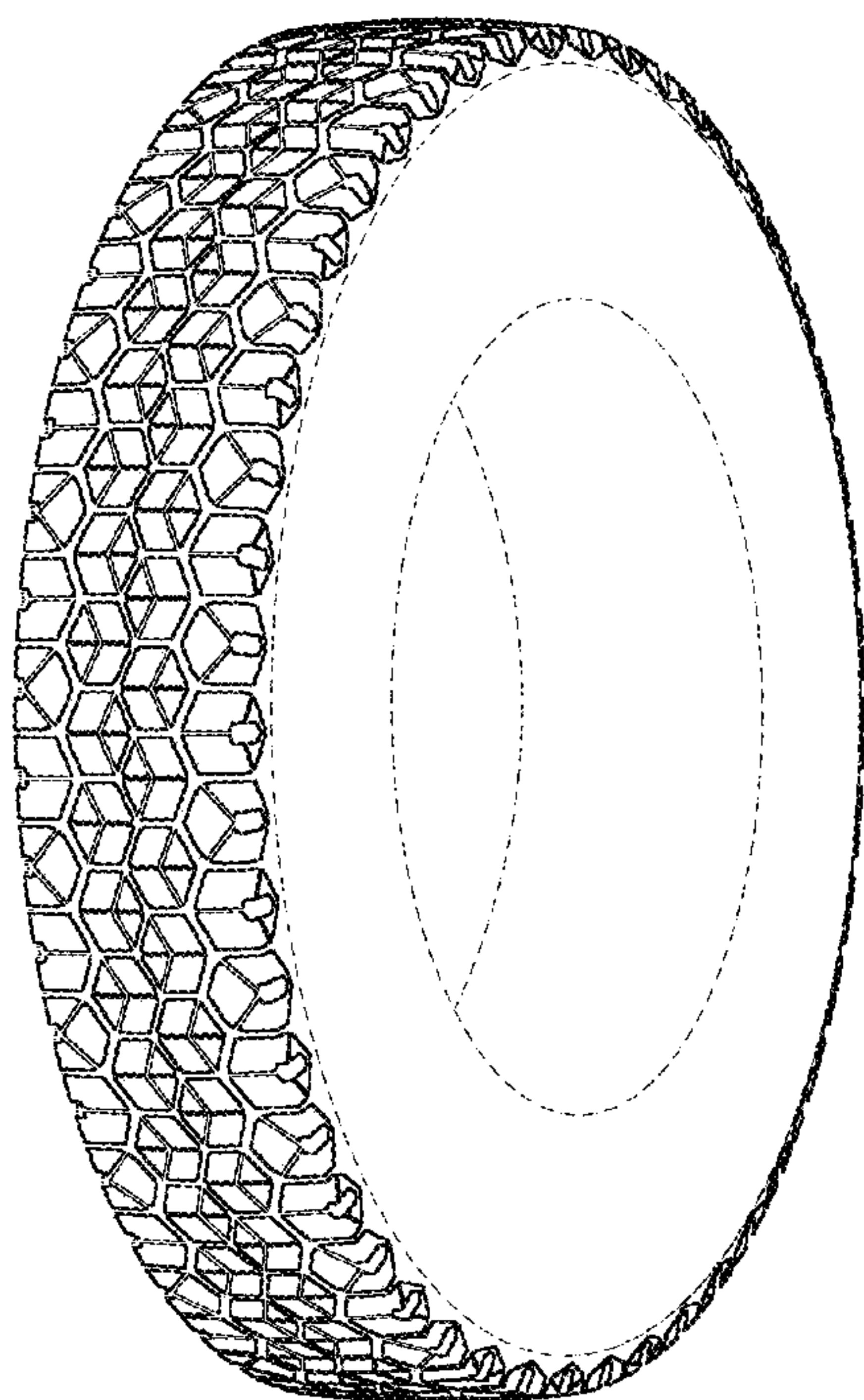
FIG. 2 is a front elevation view thereof, the rear elevation being identical thereto;

FIG. 3 is a side elevation view thereof, the opposite side elevation being identical thereto; and,

FIG. 4 is an enlarged fragmentary front elevation view of the tire of FIG. 1.

In the drawings, the sidewall, bead area, tire interior and tread groove profile represented by dashed lines form no part of the claimed design.

1 Claim, 4 Drawing Sheets



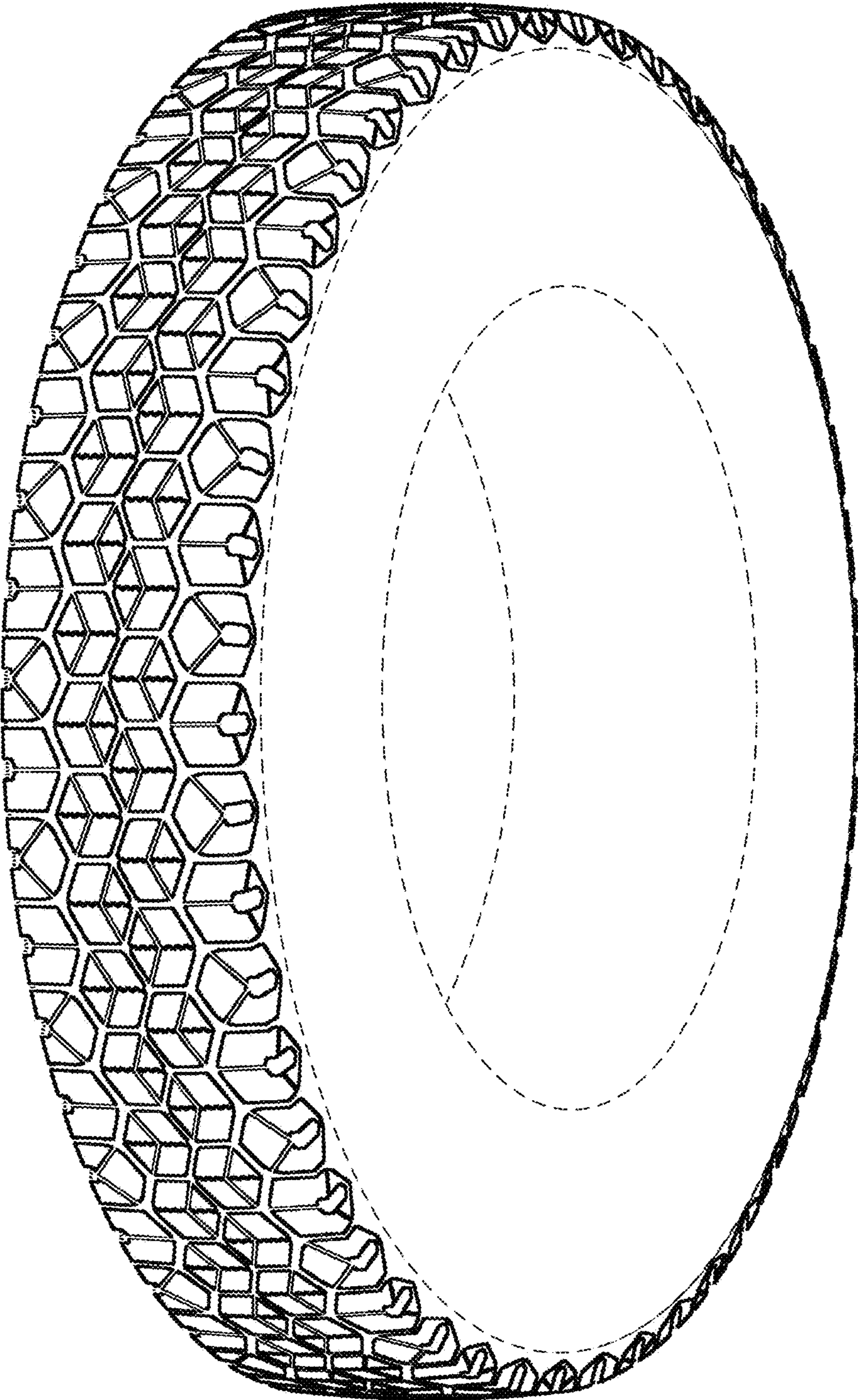


FIG. 1




FIG. 2

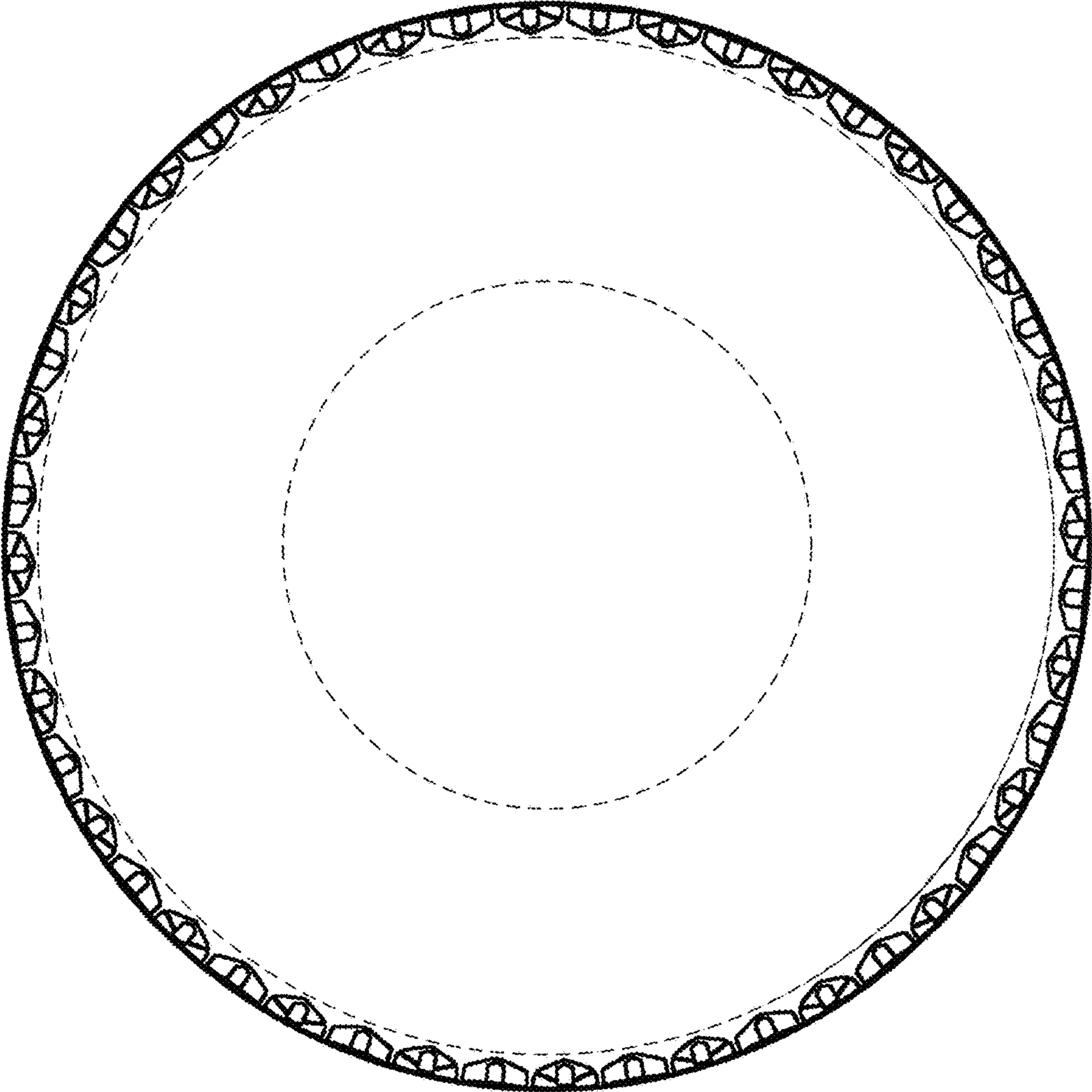


FIG. 3

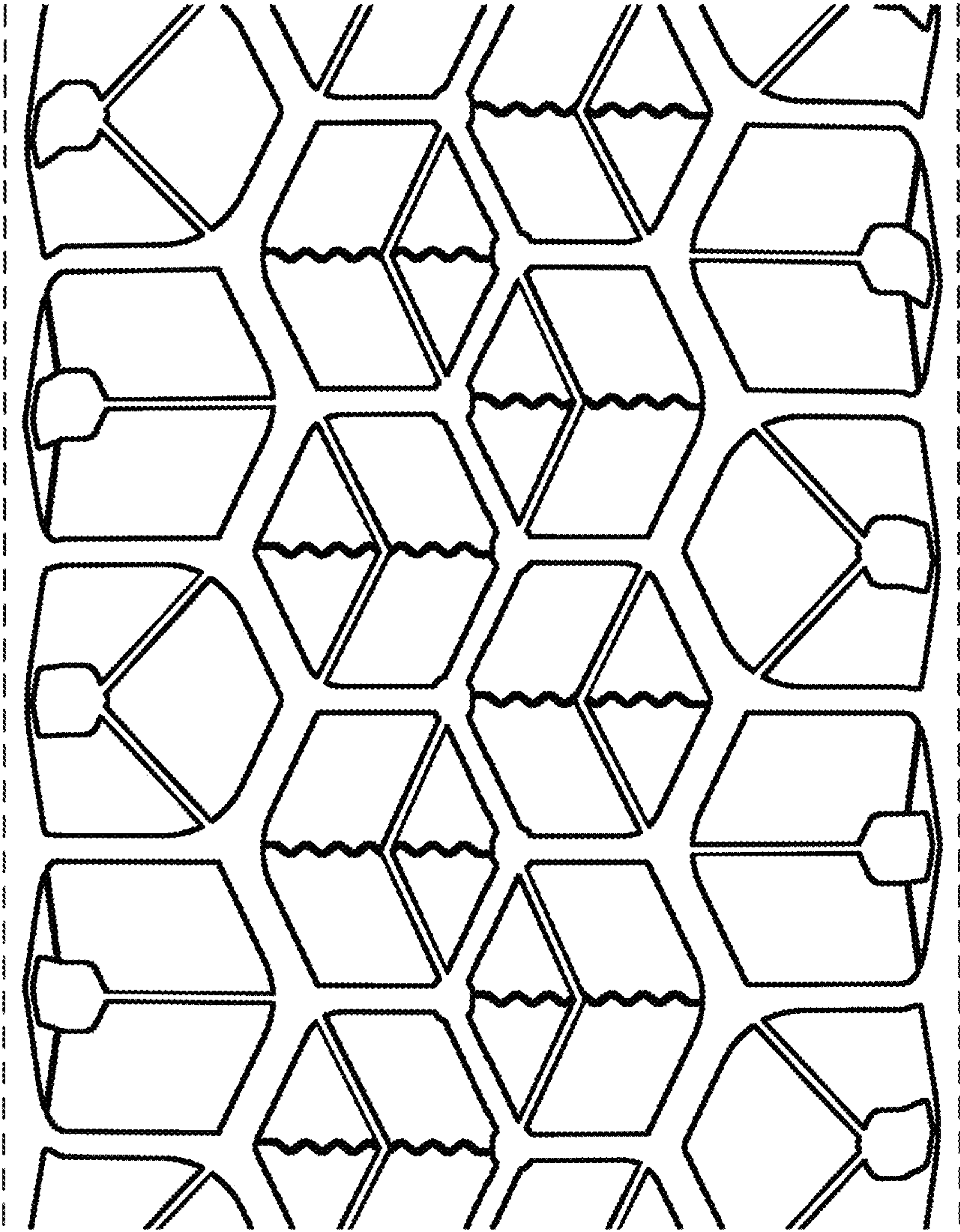


FIG. 4