



US00D773982S

(12) **United States Design Patent**
Jacobs

(10) **Patent No.:** **US D773,982 S**

(45) **Date of Patent:** **** Dec. 13, 2016**

(54) **TIRE TREAD**

(71) Applicant: **COOPER TIRE & RUBBER COMPANY**, Findlay, OH (US)

(72) Inventor: **Jeremy J. Jacobs**, Findlay, OH (US)

(73) Assignee: **COOPER TIRE & RUBBER COMPANY**, Findlay, OH (US)

(**) Term: **15 Years**

(21) Appl. No.: **29/533,955**

(22) Filed: **Jul. 23, 2015**

(51) **LOC (10) Cl.** **12-15**

(52) **U.S. Cl.**
USPC **D12/594; D12/579**

(58) **Field of Classification Search**
USPC D12/568-604, 900
CPC B60C 1/0016; B60C 11/0306; B60C 11/0302; B60C 3/06; B60C 9/17
See application file for complete search history.

(56) **References Cited**

U.S. PATENT DOCUMENTS

D340,436 S	*	10/1993	Baus	D12/596
D444,432 S	*	7/2001	Warchol	D12/602
D570,767 S	*	6/2008	Miyazaki	D12/579
D578,956 S	*	10/2008	Dixon	D12/579
D578,957 S	*	10/2008	Bonko	D12/579

D593,485 S	*	6/2009	Davidson, Jr.	D12/579
D606,928 S	*	12/2009	Song	D12/579
D610,071 S	*	2/2010	Song	D12/579
D662,464 S	*	6/2012	Dixon	D12/579
D730,272 S	*	5/2015	Fleckner	D12/580
D731,959 S	*	6/2015	Larregain	D12/579
D732,463 S	*	6/2015	Petr	D12/579
D756,898 S	*	5/2016	Kristen	D12/579

* cited by examiner

Primary Examiner — Robert M Spear

Assistant Examiner — John A Voytek

(74) *Attorney, Agent, or Firm* — Fay Sharpe LLP

(57) **CLAIM**

The ornamental design for a tire tread, as shown and described.

DESCRIPTION

FIG. 1 is a perspective view of the tire tread of the present application;

FIG. 2 is a front view thereof;

FIG. 3 is a side view thereof; and,

FIG. 4 is a partial front view thereof.

The broken line showings of the sidewall from the inner bead to the tire tread are included for the purpose of illustrating environment and form no part of the claimed tire tread. The tread pattern is understood to repeat uniformly throughout the circumference of the tire. The other side of the tire is the same view as illustrated in FIG. 3.

1 Claim, 4 Drawing Sheets







FIG. 1



FIG. 2

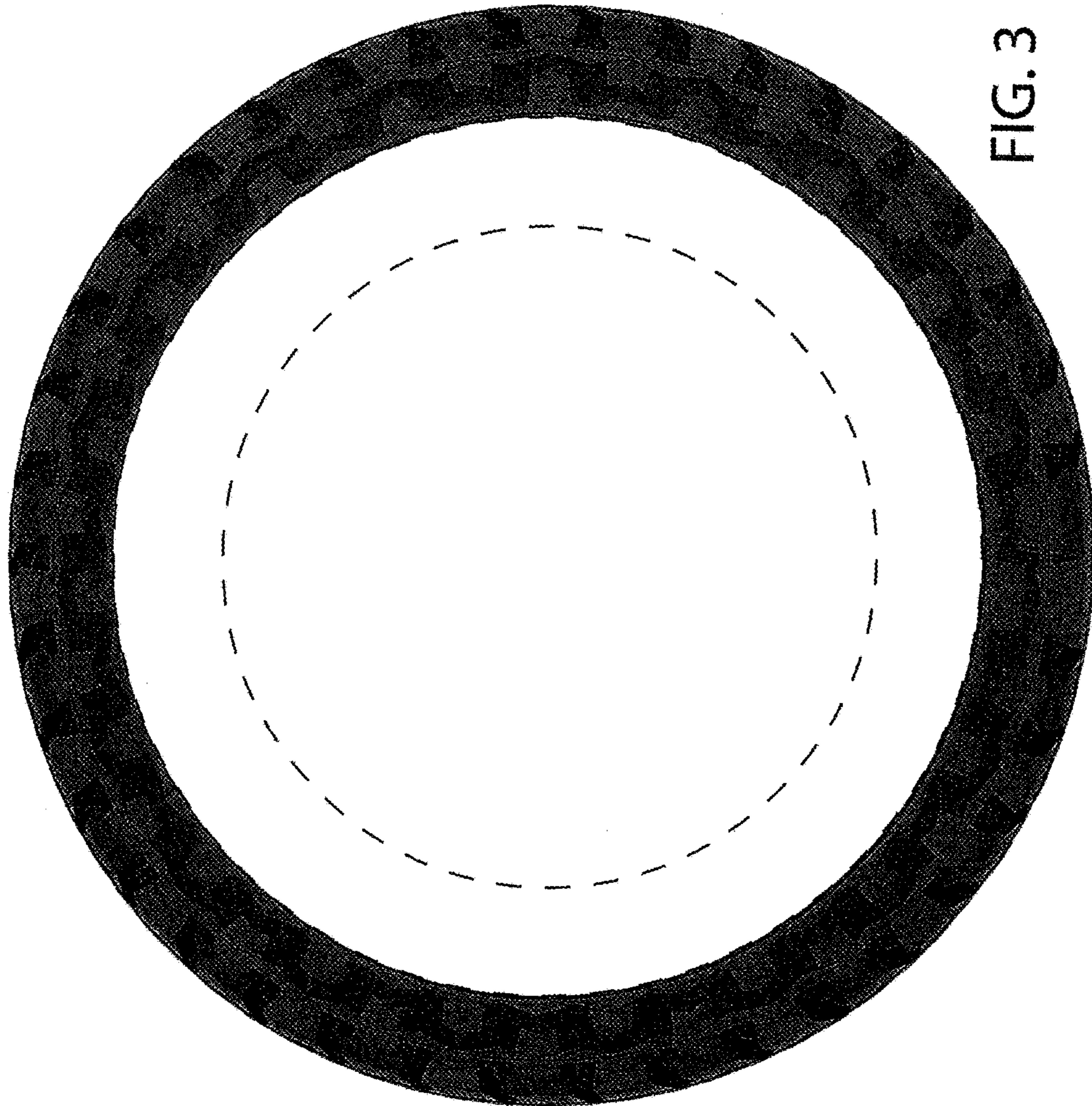


FIG. 3




FIG. 4