



US00D773981S

(12) **United States Design Patent**
Takayama

(10) **Patent No.:** **US D773,981 S**

(45) **Date of Patent:** **** Dec. 13, 2016**

(54) **TIRE FOR AUTOMOBILE**
(71) Applicant: **SUMITOMO RUBBER INDUSTRIES, LTD.**, Kobe-shi, Hyogo (JP)

(72) Inventor: **Hitoshi Takayama**, Kobe (JP)

(73) Assignee: **SUMITOMO RUBBER INDUSTRIES, LTD.**, Kobe-Shi (JP)

(**) Term: **14 Years**

(21) Appl. No.: **29/517,614**

(22) Filed: **Feb. 13, 2015**

(51) **LOC (10) Cl.** **12-15**

(52) **U.S. Cl.**
USPC **D12/594**

(58) **Field of Classification Search**
USPC D12/500-568, 580-604, 900
CPC B60C 1/0016; B60C 11/0306; B60C 11/0302; B60C 3/06; B60C 9/17; B60C 11/13
See application file for complete search history.

(56) **References Cited**

U.S. PATENT DOCUMENTS

| | | | | |
|--------------|---------|-----------|-------|---------|
| D239,273 S * | 3/1976 | Gerhard | | D12/580 |
| D371,096 S * | 6/1996 | Manestar | | D12/594 |
| D381,945 S * | 8/1997 | Manestar | | D12/600 |
| D455,118 S * | 4/2002 | Oliver | | D12/580 |
| D570,280 S * | 6/2008 | Lo | | D12/579 |
| D629,351 S * | 12/2010 | Jacobs | | D12/600 |
| D656,086 S * | 3/2012 | Herbeuval | | D12/579 |

| | | | | |
|--------------|--------|------------|-------|---------|
| D713,328 S * | 9/2014 | Umstot | | D12/579 |
| D748,047 S * | 1/2016 | Schuessler | | D12/594 |
| D748,569 S * | 2/2016 | Sueyoshi | | D12/579 |

OTHER PUBLICATIONS

Falken Landair AT Tire found online [Mar. 7, 2016] http://tiresadict.com/vendor/falken/landair_at/.*

* cited by examiner

Primary Examiner — Robert M Spear

Assistant Examiner — John Voytek

(74) *Attorney, Agent, or Firm* — Birch, Stewart, Kolasch & Birch, LLP

(57) **CLAIM**

The ornamental design for a tire for automobile, as shown and described.

DESCRIPTION

FIG. 1 is a front, left perspective view of a tire for automobile showing my new design;

FIG. 2 is a front view thereof;

FIG. 3 is a left side view thereof;

FIG. 4 is a rear view thereof;


FIG. 5 is a right side view thereof; and,

FIG. 6 is a partial enlarged view of FIG. 2.

The top view and the bottom view are the same as the front view.

In the drawings, the broken lines adjacent to stippled surfaces depict the claim boundaries and form no part of the claim; all other broken lines depict environment and form no part of the claim.

1 Claim, 6 Drawing Sheets



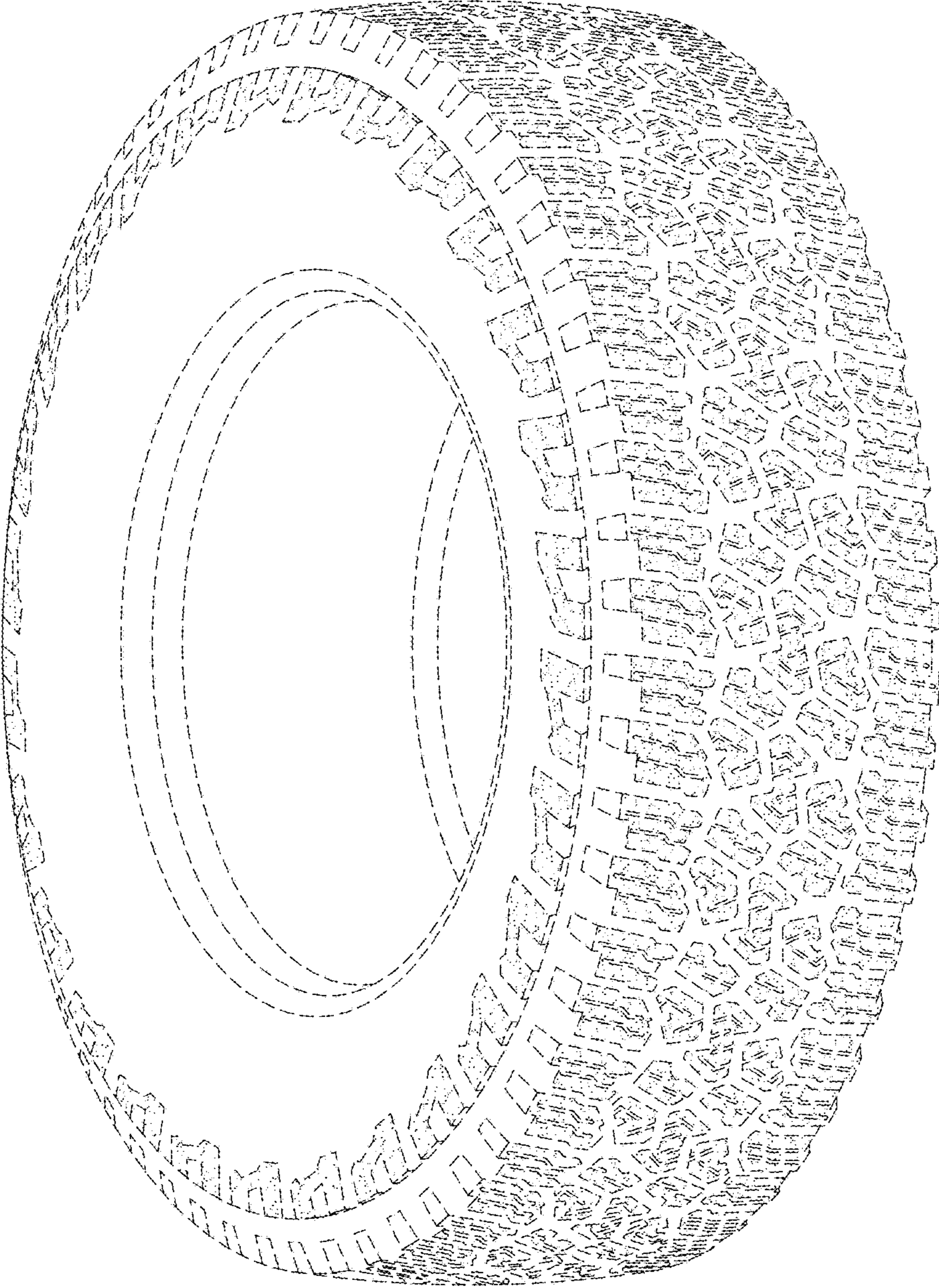


FIG. 1

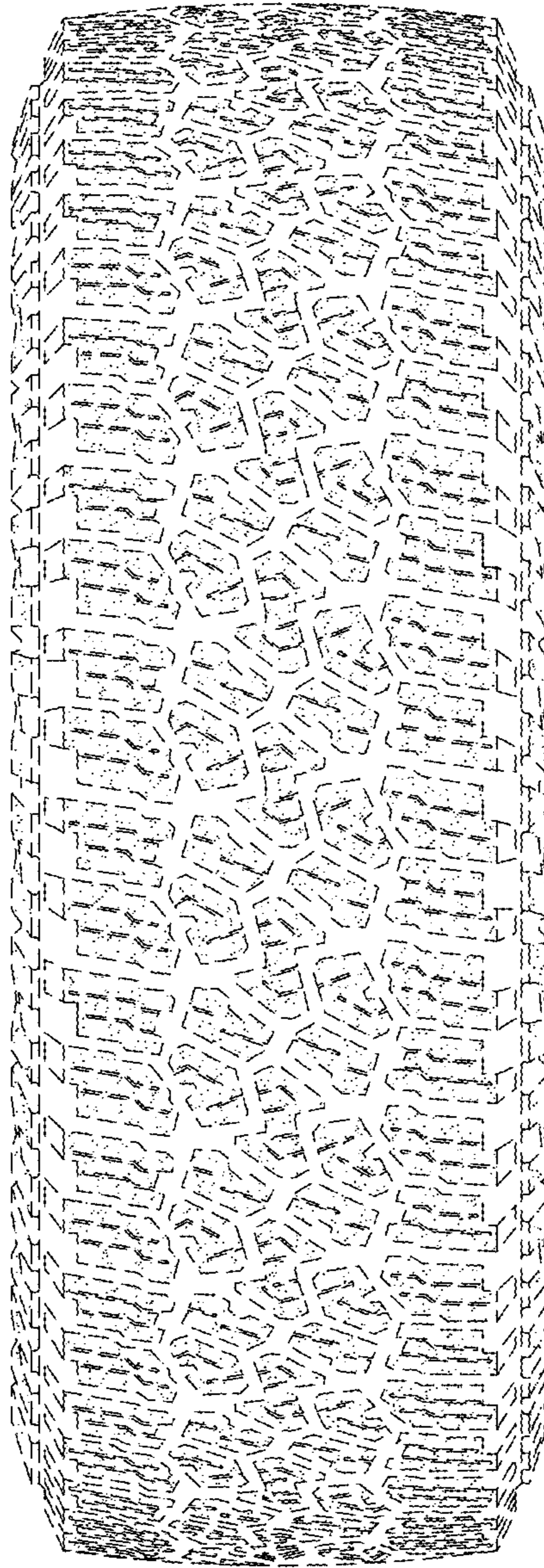


FIG.2

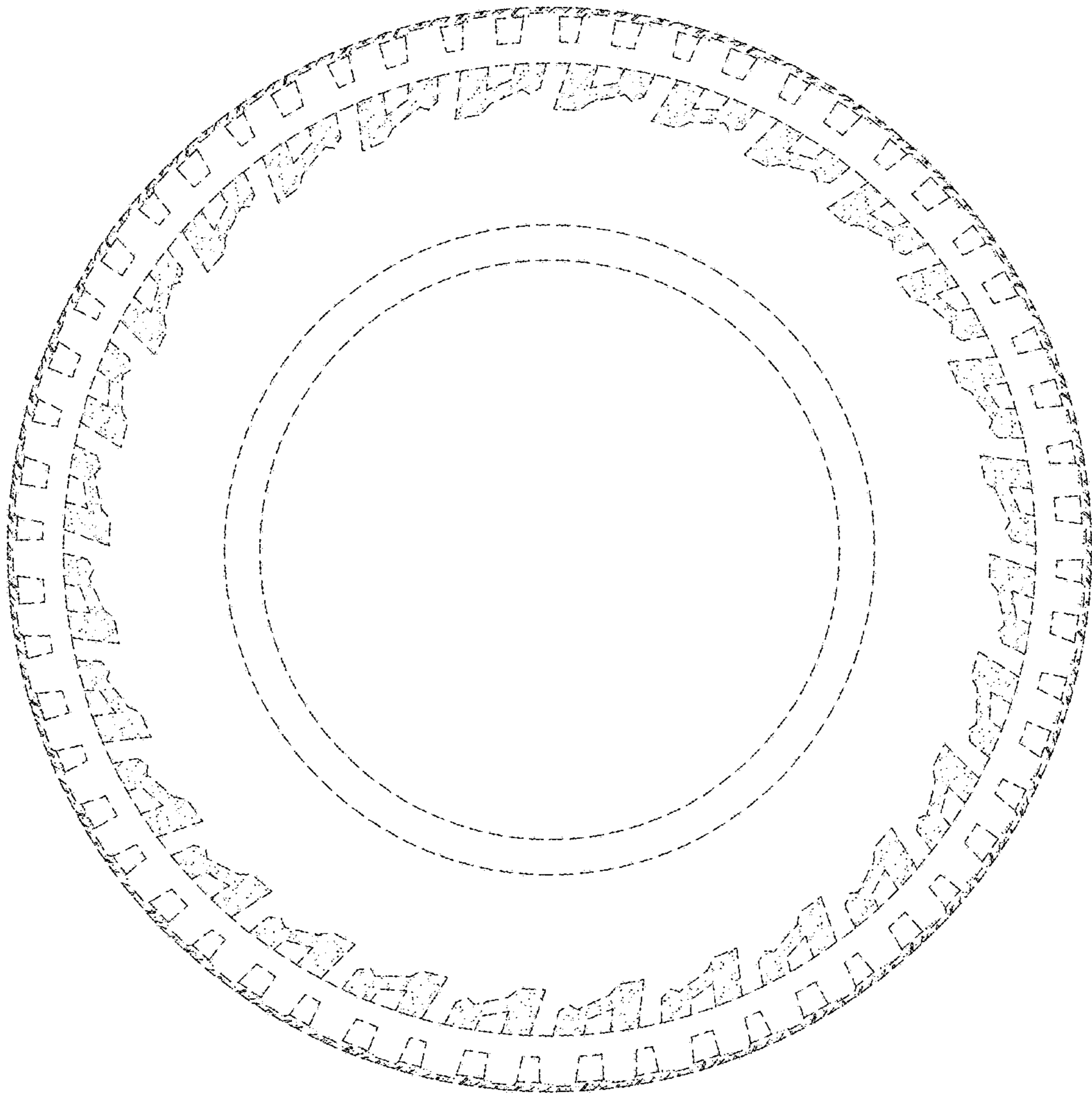


FIG.3

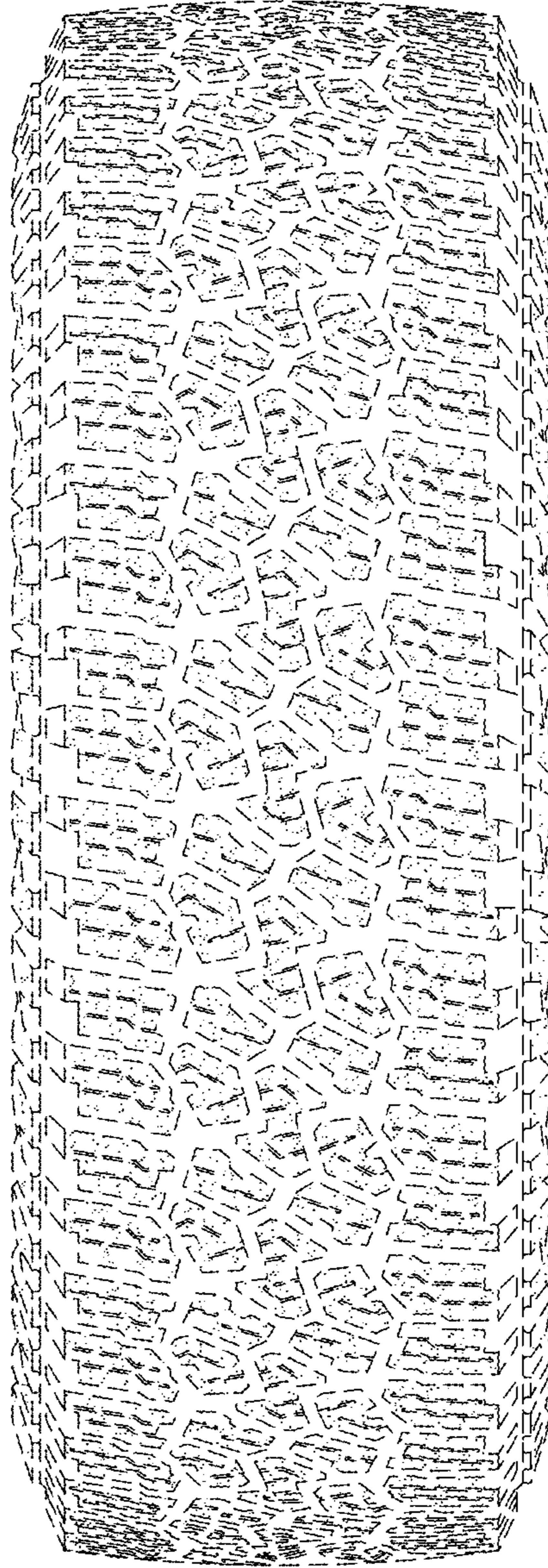


FIG.4

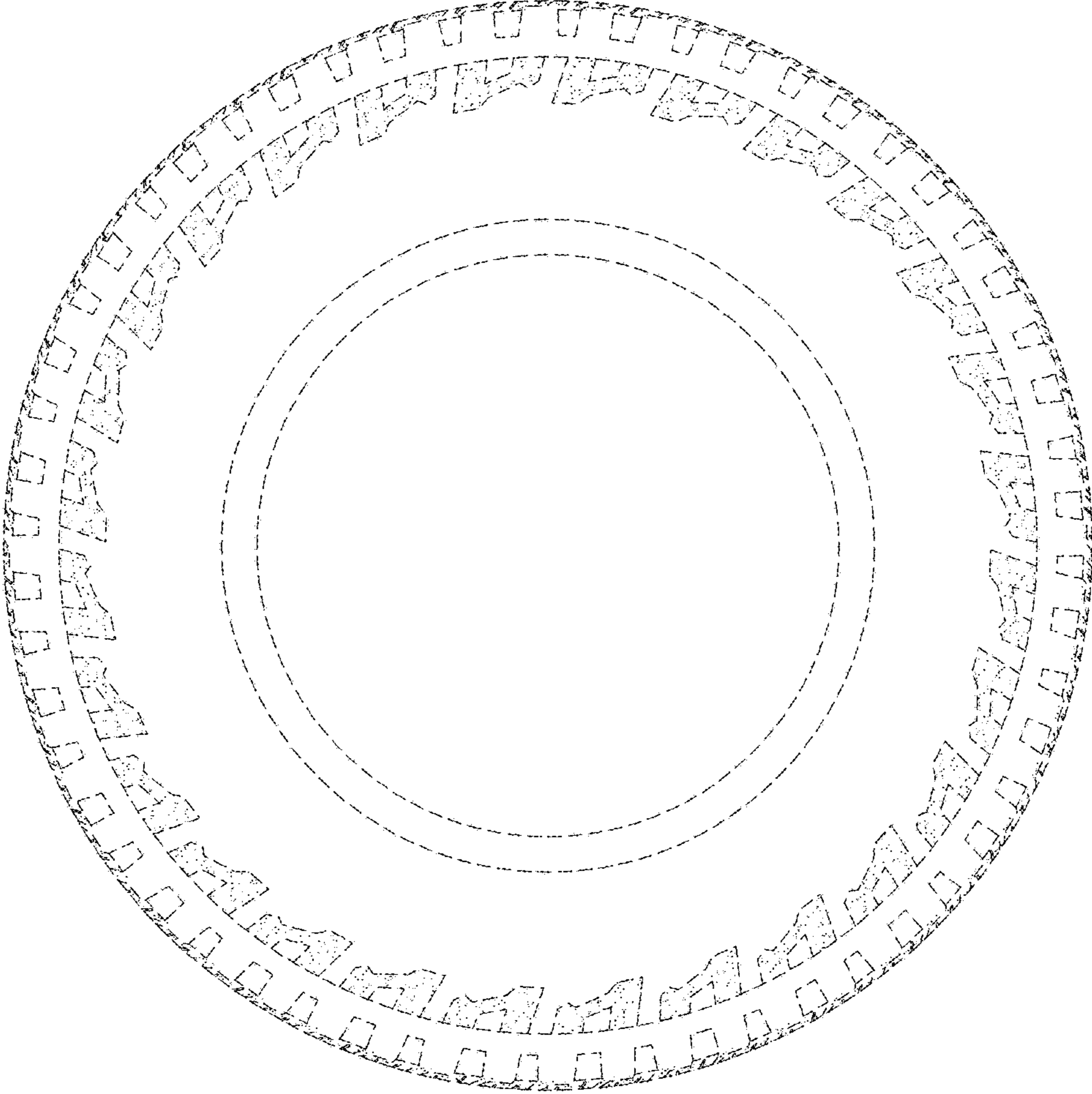


FIG.5




FIG.6