



US00D773980S

(12) **United States Design Patent**
Takahashi

(10) **Patent No.:** **US D773,980 S**

(45) **Date of Patent:** **** Dec. 13, 2016**

(54) **TIRE**

(71) Applicant: **TOYO TIRE & RUBBER CO., LTD.**,
Osaka-shi, Osaka (JP)

(72) Inventor: **Toshihiko Takahashi**, Osaka (JP)

(73) Assignee: **TOYO TIRE & RUBBER CO., LTD.**,
Osaka (JP)

(**) Term: **14 Years**

(21) Appl. No.: **29/523,191**

(22) Filed: **Apr. 7, 2015**

(30) **Foreign Application Priority Data**

Jan. 7, 2015 (JP) 2015-000173

(51) **LOC (10) Cl.** **12-15**

(52) **U.S. Cl.**
USPC **D12/579**

(58) **Field of Classification Search**
USPC D12/579, 580, 586, 587, 588, 589,
D12/590, 591, 594, 596, 597, 598, 600,
D12/601, 900

CPC B60C 11/0311; B60C 11/0306; B60C
11/0337; B60C 11/0339; B60C 11/11
See application file for complete search history.

(56) **References Cited**

U.S. PATENT DOCUMENTS

D413,288 S * 8/1999 Brown D12/579
D549,155 S * 8/2007 Umstot D12/512
D624,489 S * 9/2010 Fujita D12/600

D628,958 S * 12/2010 Fleckner D12/600
D642,512 S * 8/2011 Jacobs D12/600
D730,272 S * 5/2015 Fleckner D12/580
9,027,611 B2 * 5/2015 Ashton B60C 11/0311
152/209.1
D731,404 S * 6/2015 Jacobs D12/580
D753,055 S * 4/2016 Sato D12/594
2012/0279623 A1 * 11/2012 Lamb B60C 11/0311
152/209.8

* cited by examiner

Primary Examiner — Robert M Spear

(74) *Attorney, Agent, or Firm* — Sterne, Kessler,
Goldstein & Fox P.L.L.C.

(57) **CLAIM**

The ornamental design for a tire, as shown and described.

DESCRIPTION

FIG. 1 is a perspective view of a tire showing my new design;

FIG. 2 is a front view thereof, the rear view being the same;
FIG. 3 is a top plan view thereof, the bottom plan view being the same;

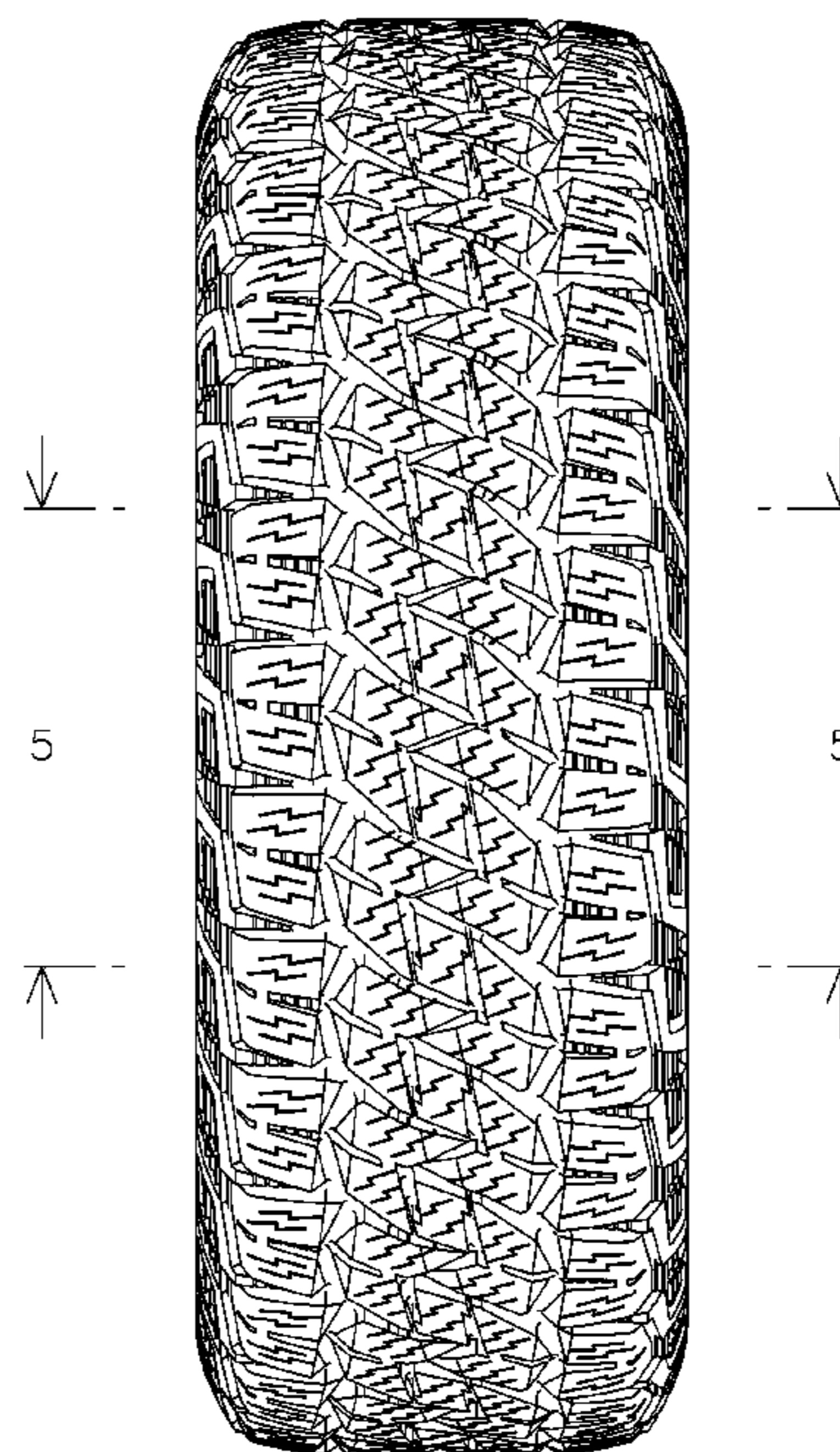

FIG. 4 is a right side view thereof, the left side view being the same;

FIG. 5 is an enlarged view taken along line 5-5 in FIG. 2; and,

FIG. 6 is an enlarged cross-sectional view taken along line 6-6 in FIG. 5.

In the drawings, the evenly-spaced broken lines showing portions of the sidewall and inner bead depict portions of the tire that form no part of the claimed design; the dash-dot-dot-dash lines depict boundaries of the claimed design and form no part thereof.

1 Claim, 6 Drawing Sheets






FIG. 1

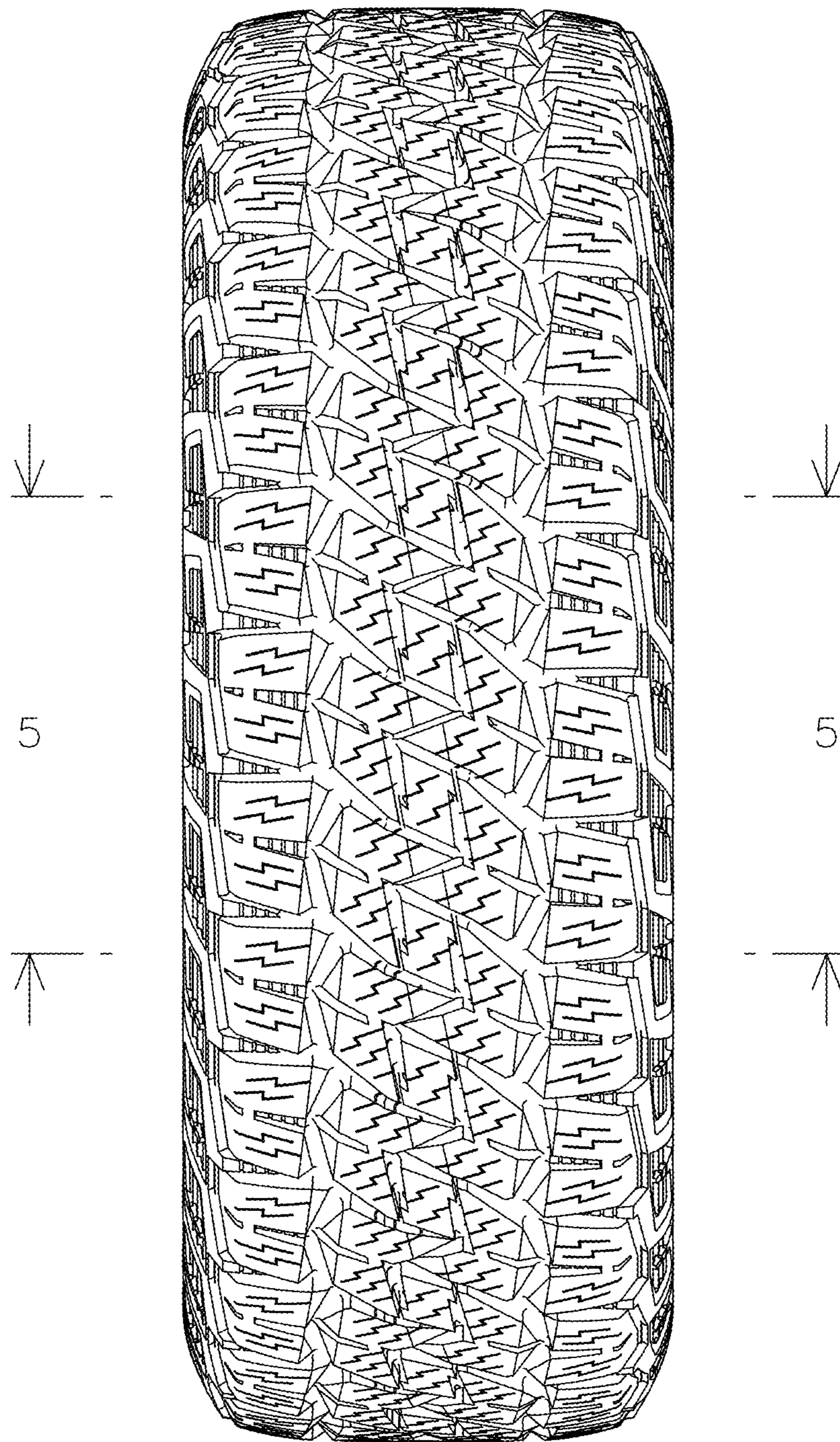


FIG. 2

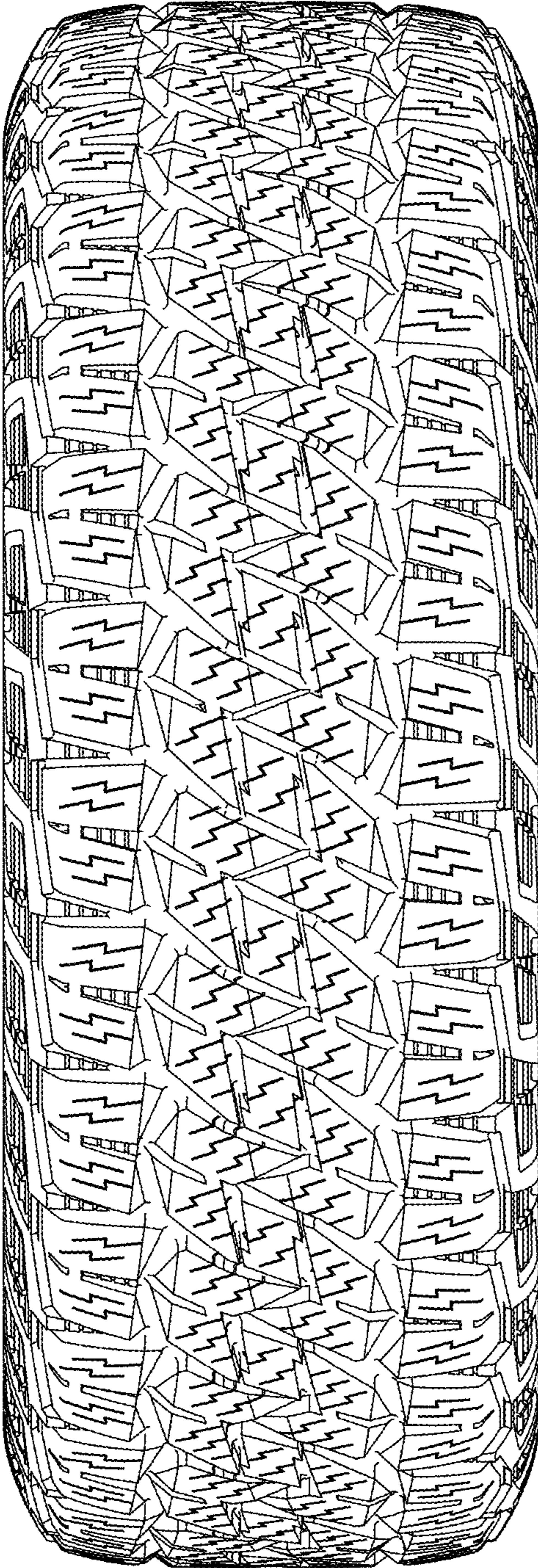


FIG. 3




FIG. 4

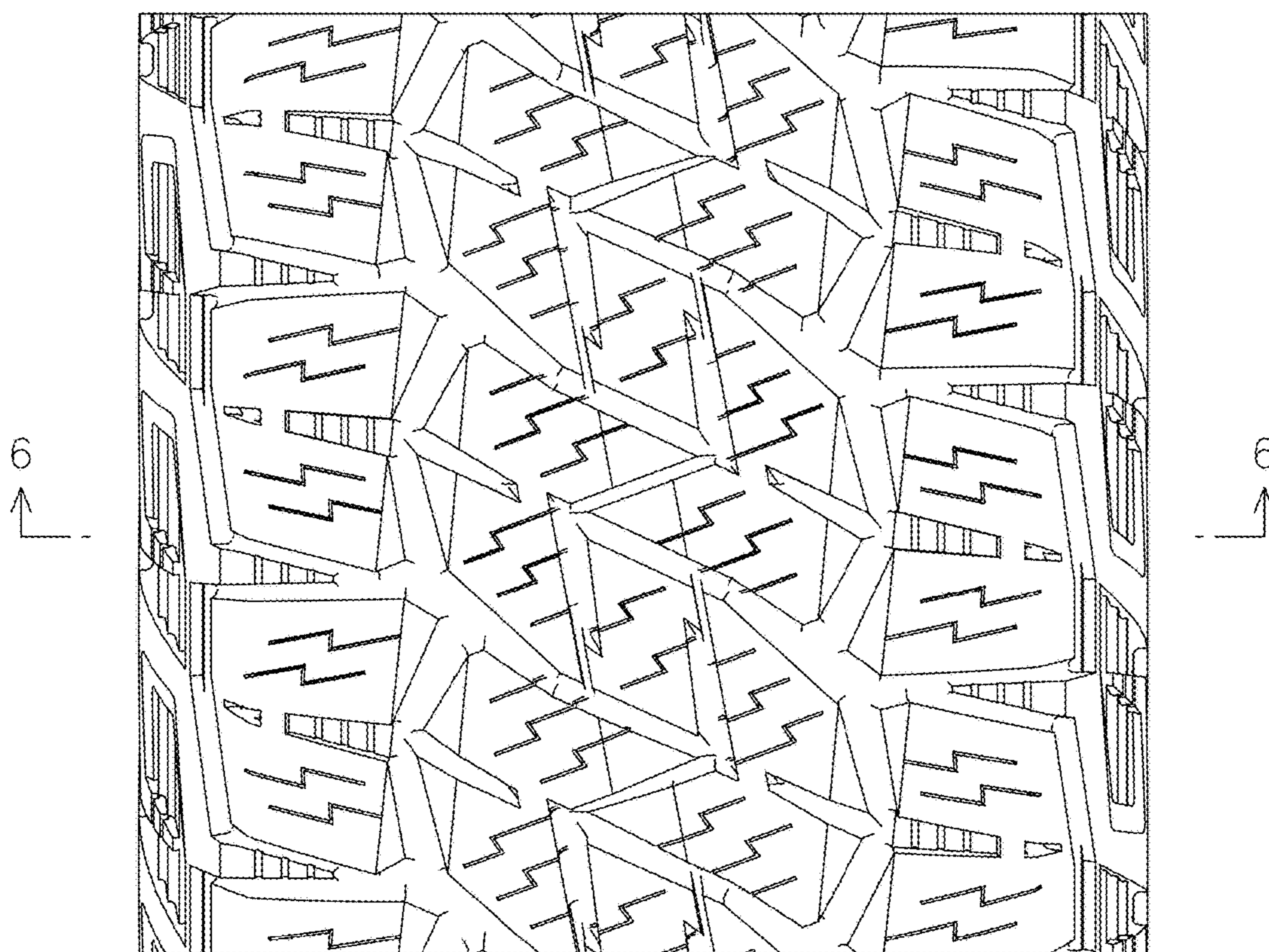


FIG. 5

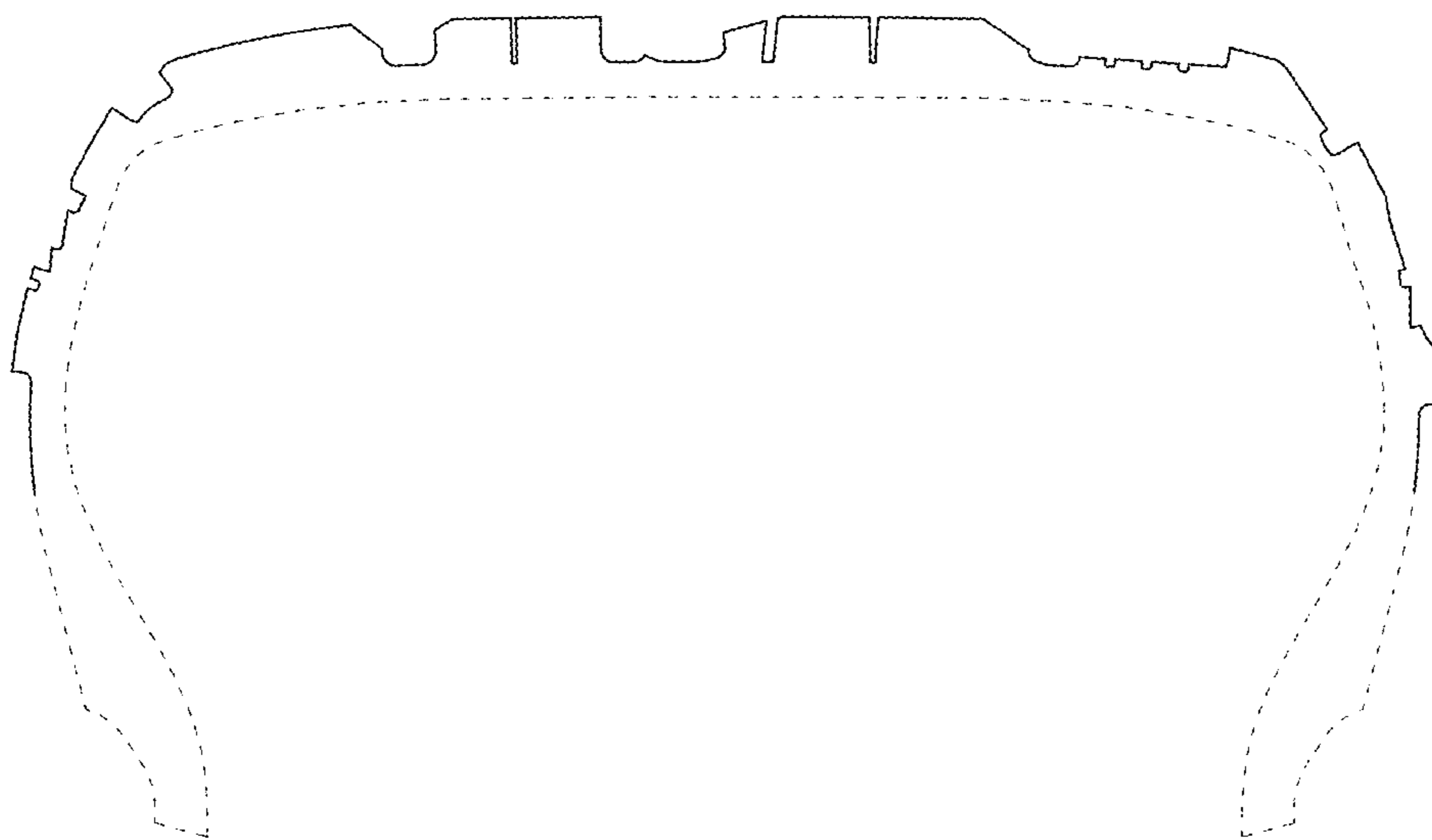


FIG. 6