



US00D773978S

(12) **United States Design Patent**
Higashiura

(10) **Patent No.:** **US D773,978 S**

(45) **Date of Patent:** **** Dec. 13, 2016**

(54) **TIRE FOR AUTOMOBILE**

(71) Applicant: **SUMITOMO RUBBER INDUSTRIES, LTD.**, Kobe-shi Hyogo (JP)

(72) Inventor: **Kazuki Higashiura**, Kobe (JP)

(73) Assignee: **SUMITOMO RUBBER INDUSTRIES, LTD.**, Kobe-Shi (JP)

(**) Term: **15 Years**

(21) Appl. No.: **29/538,329**

(22) Filed: **Sep. 2, 2015**

(51) **LOC (10) Cl.** **12-15**

(52) **U.S. Cl.**
USPC **D12/563**

(58) **Field of Classification Search**
USPC D12/533-567
CPC B60C 1/0016; B60C 11/0306; B60C 11/0302; B60C 3/06; B60C 9/17
See application file for complete search history.

(56) **References Cited**

U.S. PATENT DOCUMENTS

D455,116 S *	4/2002	Graas	D12/553
D504,106 S *	4/2005	de Briey-Terlinden	D12/553
D640,966 S *	7/2011	Fontaine	D12/563
D716,720 S *	11/2014	Seng	D12/563
D721,322 S *	1/2015	Raatikainen	D12/545

D722,555 S *	2/2015	Knispel	D12/564
D741,249 S *	10/2015	Kouda	D12/558
D756,292 S *	5/2016	Yoon	D12/545
D756,894 S *	5/2016	Pons	D12/545
D756,895 S *	5/2016	Pons	D12/545
D757,638 S *	5/2016	Yoon	D12/545

* cited by examiner

Primary Examiner — Robert M Spear

Assistant Examiner — John Voytek

(74) *Attorney, Agent, or Firm* — Birch, Stewart, Kolasch & Birch, LLP

(57) **CLAIM**

The ornamental design for a tire for automobile, as shown and described.


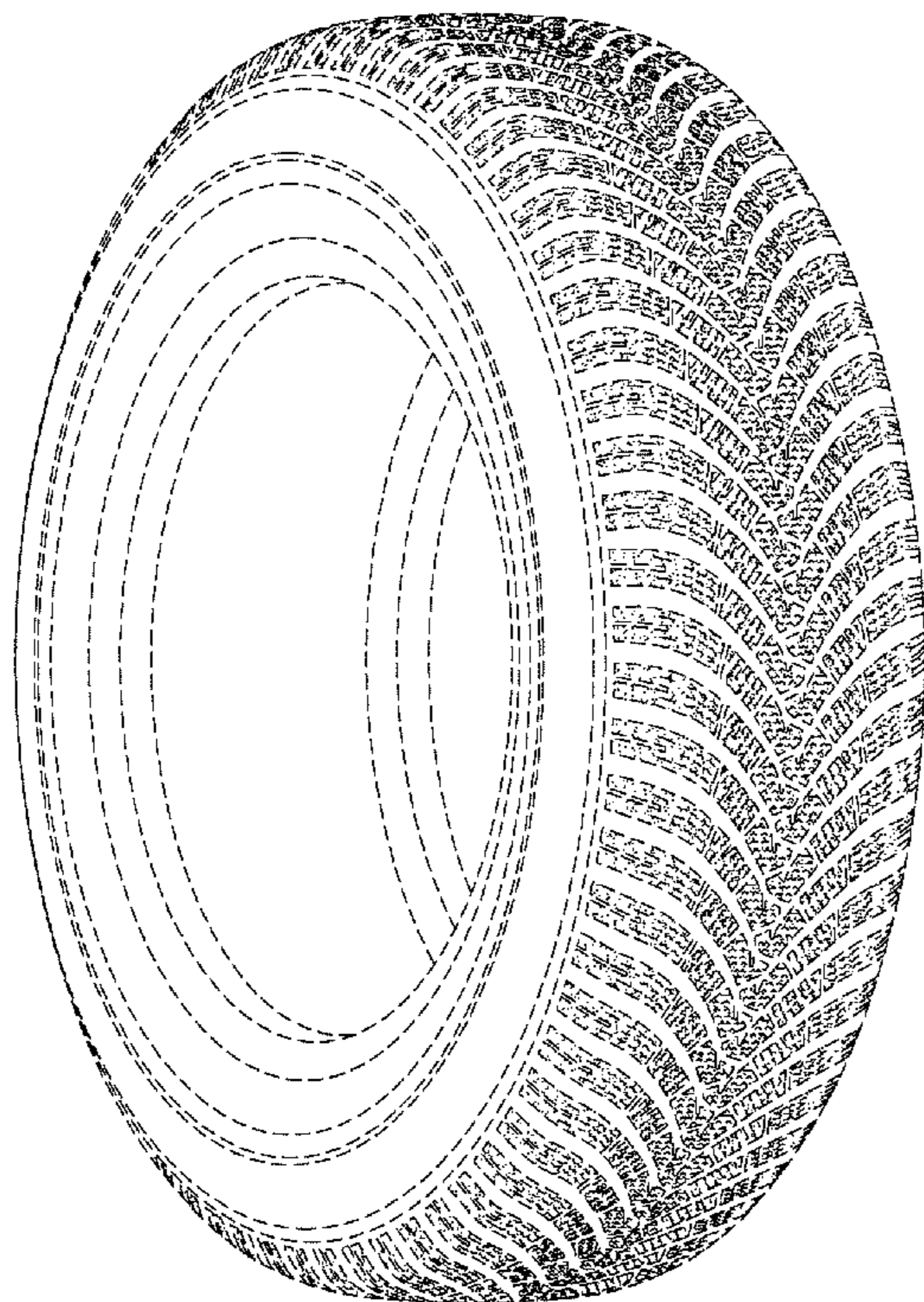
DESCRIPTION

FIG. 1 is a front, left perspective view of a tire for automobile showing my new design;
FIG. 2 is a front view thereof;
FIG. 3 is a left side view thereof;
FIG. 4 is a rear view thereof;
FIG. 5 is a right side view thereof; and,
FIG. 6 is a partial enlarged view of FIG. 2.

The top view and the bottom view are the same as the front view.

In the drawings, the broken lines adjacent to stippled surfaces depict the claimed boundaries and form no part of the claim; all other broken lines depict environment and form no part of the claim.

1 Claim, 6 Drawing Sheets



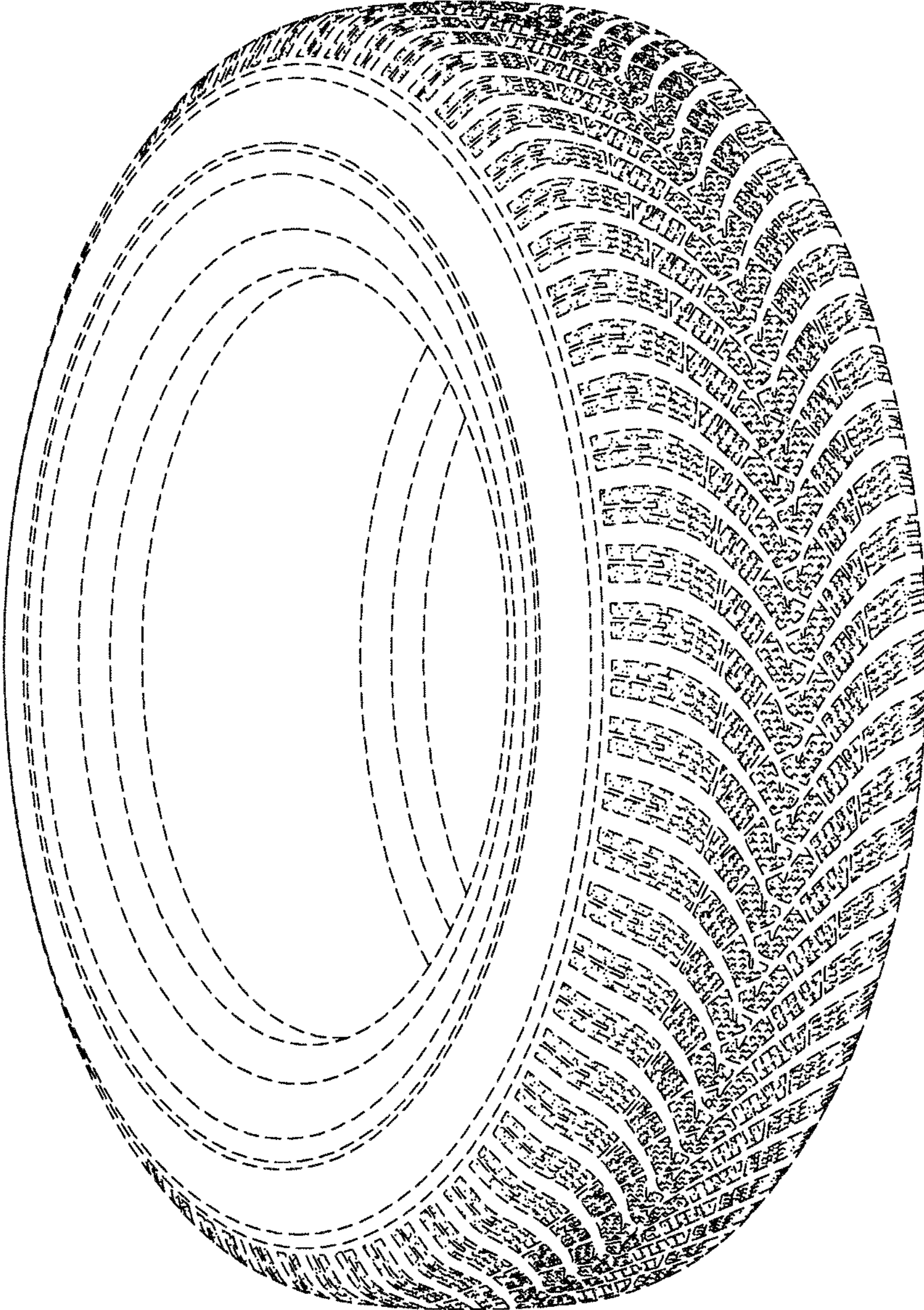


FIG.1




FIG.2

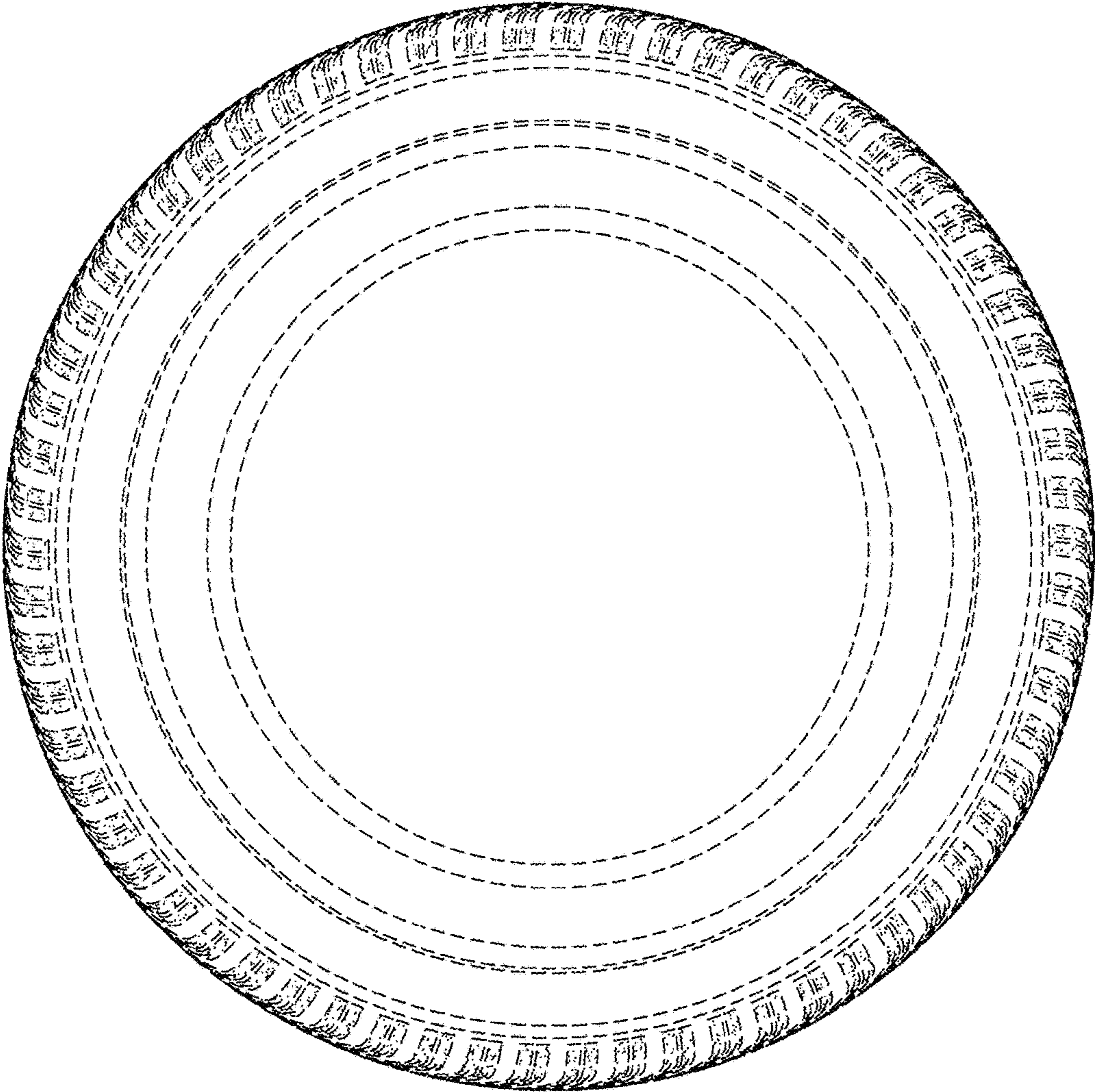


FIG.3




FIG. 4

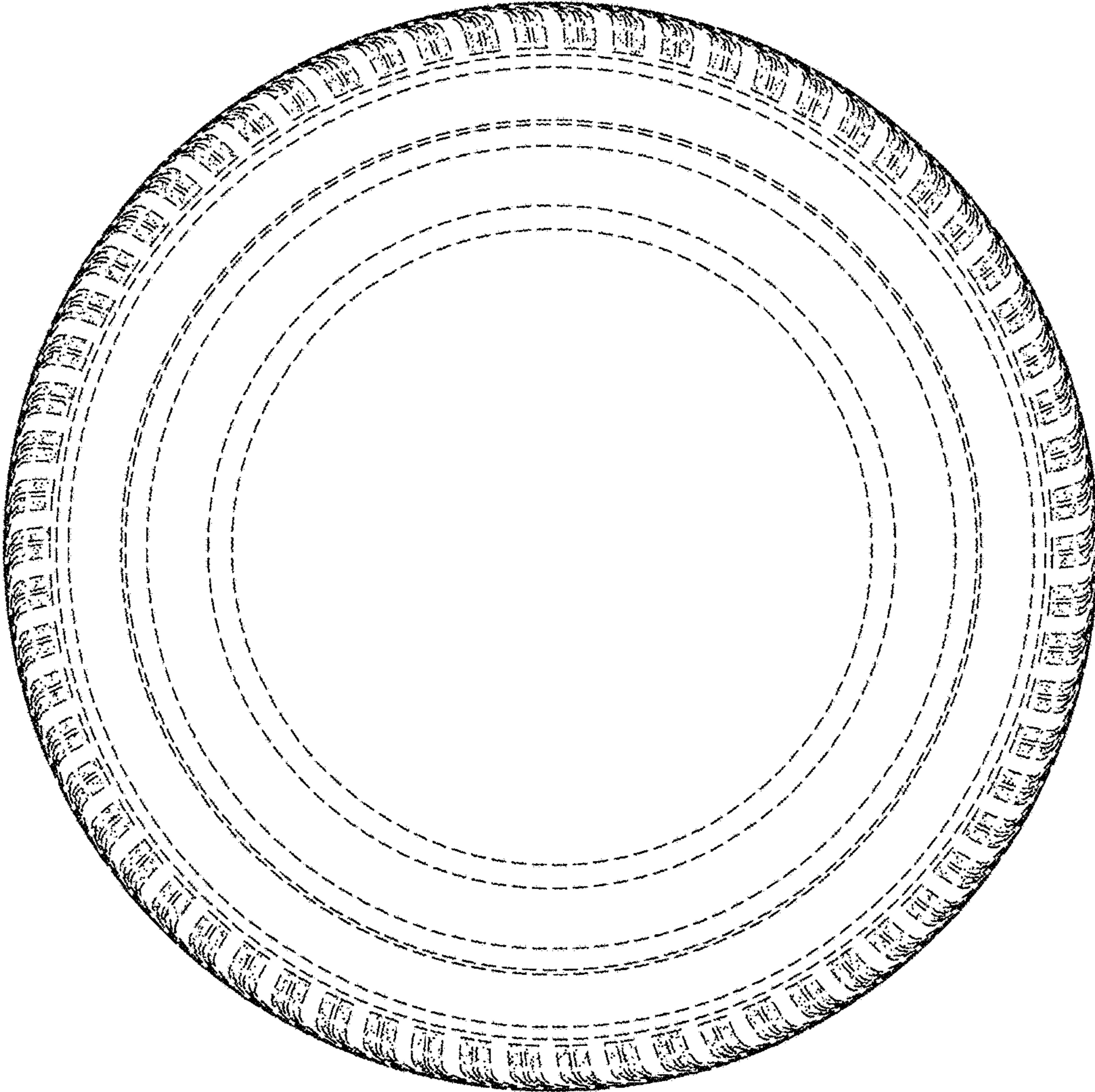


FIG.5




FIG. 6