



US00D773975S

(12) **United States Design Patent**
Ahn

(10) **Patent No.:** **US D773,975 S**
(45) **Date of Patent:** **** Dec. 13, 2016**

(54) **WHEEL**

(71) Applicant: **Google Inc.**, Mountain View, CA (US)

(72) Inventor: **YooJung Ahn**, Mountain View, CA (US)

(73) Assignee: **Google Inc.**, Mountain View, CA (US)

(**) Term: **14 Years**

(21) Appl. No.: **29/491,717**

(22) Filed: **May 23, 2014**

(51) **LOC (10) Cl.** **12-16**

(52) **U.S. Cl.**
USPC **D12/209**

(58) **Field of Classification Search**
USPC **D12/204–213**

(Continued)

(56) **References Cited**

U.S. PATENT DOCUMENTS

D84,319 S * 6/1931 Beutke et al. D12/209
D84,322 S * 6/1931 Beutke et al. D12/209

(Continued)

OTHER PUBLICATIONS

McFadden, Colin-Druce, "Autonomous car concept swaps steering wheel for gesture controls", <<http://www.dvice.com/2014-3-12/autonomous-car-concept-swaps-steering-wheel-gesture-controls>>, Mar. 12, 2014.

(Continued)

Primary Examiner — Stacia Cadmus

(74) *Attorney, Agent, or Firm* — Lerner, David, Littenberg, Krumholz & Mentlik, LLP

(57) **CLAIM**

The ornamental design for a wheel, as shown and described.

DESCRIPTION

The present application is related to copending application Ser. No. 29/491,722, entitled Autonomous Vehicle Overall

Exterior, to application Ser. No. 29/491,723, entitled Autonomous Vehicle Door, to application Ser. No. 29/491,734, entitled Autonomous Vehicle Headlamp, to application Ser. No. 29/491,730, entitled Autonomous Vehicle Taillamp, to application Ser. No. 29/491,726, entitled Autonomous Vehicle Wing Assembly, and to application Ser. No. 29/491,727, entitled Autonomous Vehicle Rear Vent/Reflector, each of which is filed concurrently herewith, the entire disclosures of which are incorporated by reference herein.

FIG. 1 is a front perspective view of a wheel according to a first embodiment of our design;

FIG. 2 is a front elevation view thereof;

FIG. 3 is a right side elevation view thereof;

FIG. 4 is a left side elevation view thereof;

FIG. 5 is a top elevation view thereof;

FIG. 6 is a bottom elevation view thereof;

FIG. 7 is a front perspective view of a wheel according to a second embodiment of our design;

FIG. 8 is a front elevation view thereof;

FIG. 9 is a right side elevation view thereof;

FIG. 10 is a left side elevation view thereof;

FIG. 11 is a top elevation view thereof;

FIG. 12 is a bottom elevation view thereof;

FIG. 13 is a front perspective view of a wheel according to a third embodiment of our design;

FIG. 14 is a front elevation view thereof;

FIG. 15 is a right side elevation view thereof;

FIG. 16 is a left side elevation view thereof;

FIG. 17 is a top elevation view thereof;

FIG. 18 is a bottom elevation view thereof;

FIG. 19 is a front perspective view of a wheel according to a fourth embodiment of our design;

FIG. 20 is a front elevation view thereof;

FIG. 21 is a right side elevation view thereof;

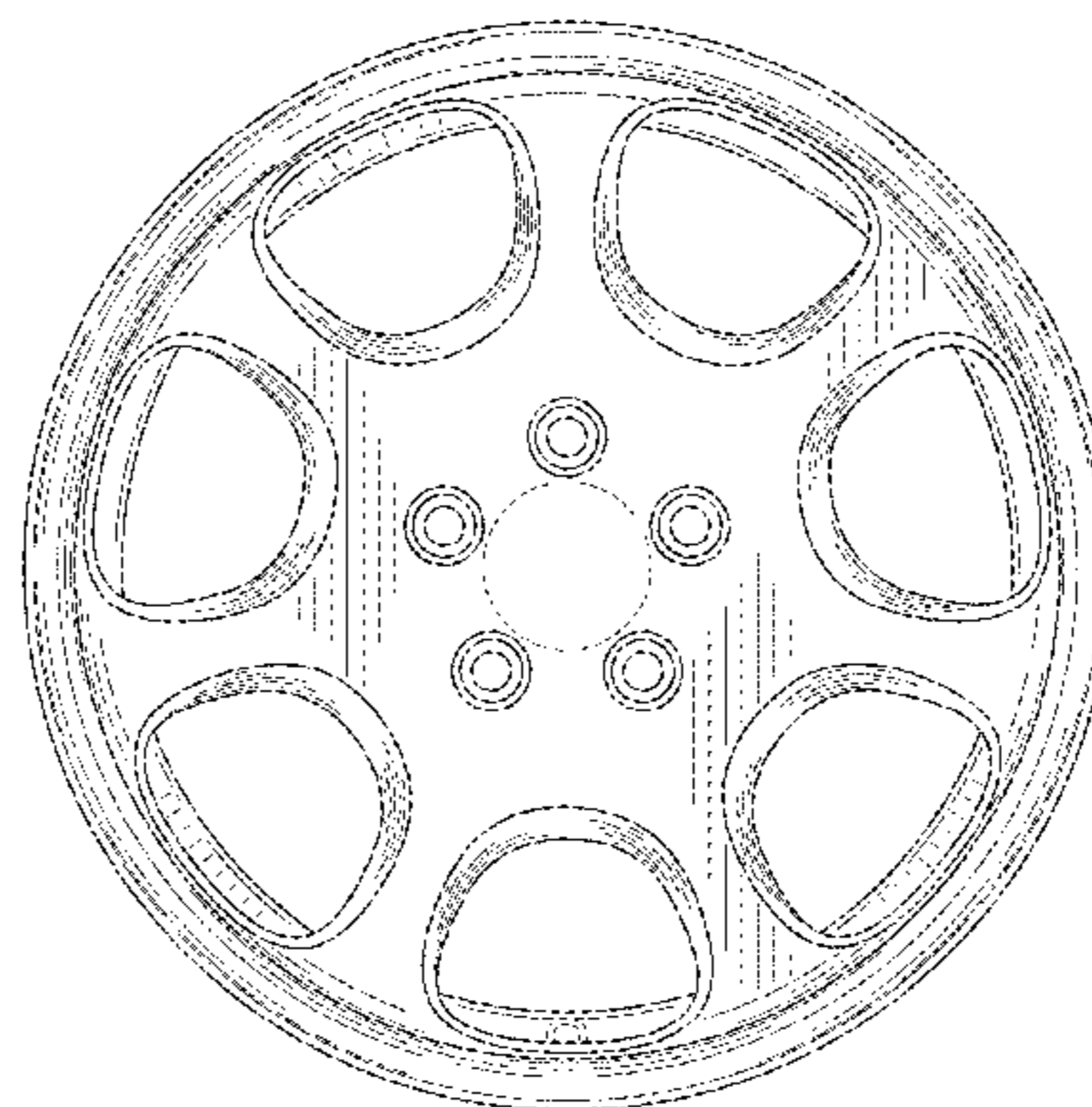
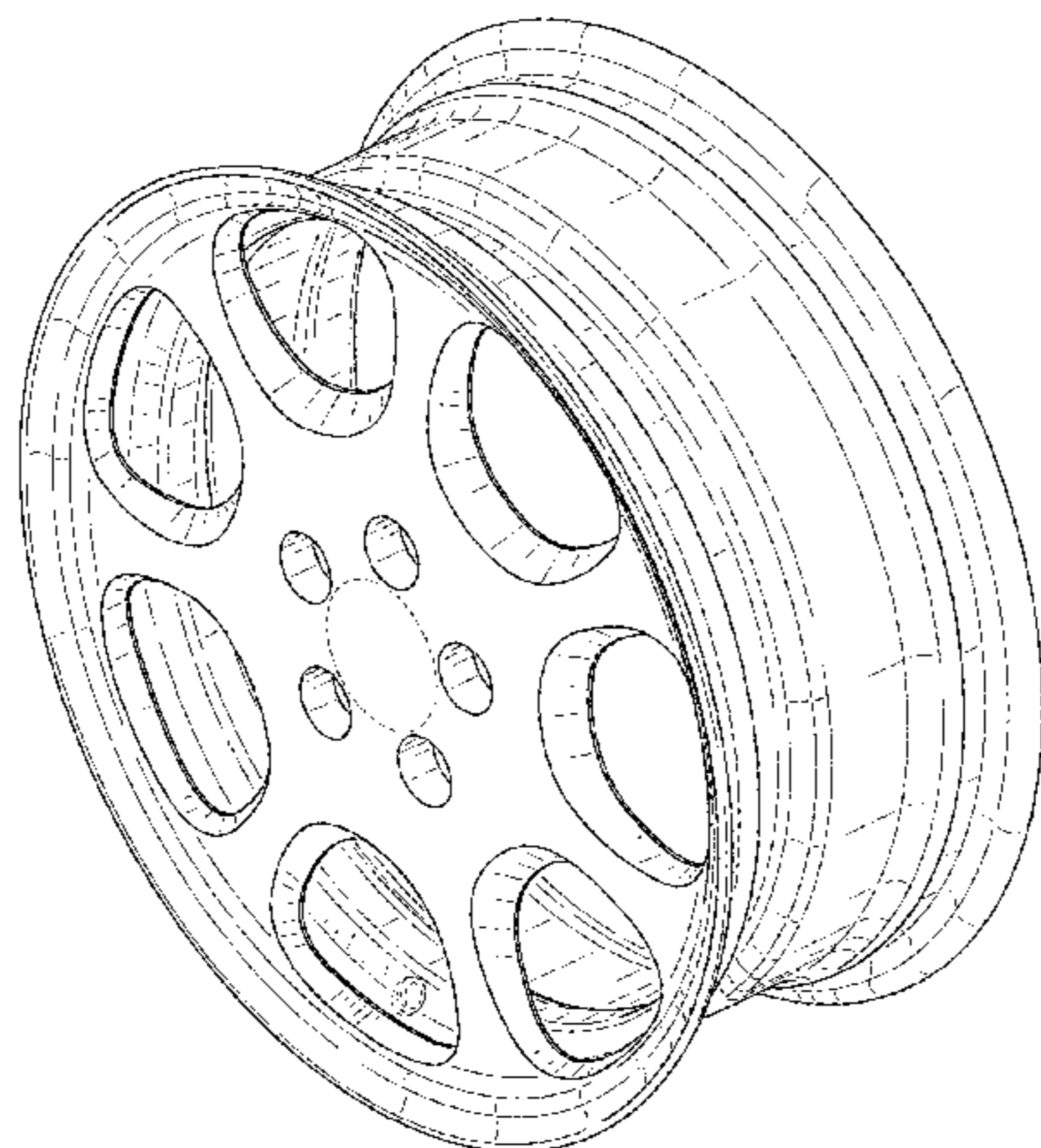
FIG. 22 is a left side elevation view thereof;

FIG. 23 is a top elevation view thereof; and,

FIG. 24 is a bottom elevation view thereof.

The broken line showing of a tire, center cap and valve stem hole is included for the purpose of illustrating such environmental components and forms no part of the claimed design.

(Continued)



The stipple shading and the straight line shading in FIGS. 13-14 and 19-20 illustrate a contrasting appearance.

1 Claim, 16 Drawing Sheets

(58) Field of Classification Search

CPC B60B 7/00; B60B 7/02; B60B 7/04;
 B60B 7/01; B60B 7/06; B60B 3/02; B60B
 3/04; B60B 3/06; B60B 3/10; B60B 1/00;
 B60B 1/08; B60B 1/10; B60B 1/12
 See application file for complete search history.

(56) References Cited

U.S. PATENT DOCUMENTS

D282,923	S	3/1986	Soederberg	
D323,901	S	2/1992	Falck et al.	
D398,897	S	* 9/1998	Muzzarelli	D12/209
D401,899	S	* 12/1998	Pfeiffer	D12/209
D408,776	S	* 4/1999	Sacco	D12/209
D411,814	S	7/1999	Chibuka et al.	
D418,471	S	1/2000	Gabath	
D421,588	S	3/2000	Kitamura	
D427,960	S	* 7/2000	Sacco	D12/209
D447,191	S	8/2001	Hoelzel et al.	
D455,692	S	* 4/2002	Iguchi	D12/209
D456,312	S	4/2002	Leutz	
D457,115	S	5/2002	Mahoney et al.	
D459,764	S	7/2002	Hoelzel et al.	
D466,458	S	12/2002	Murkett	
D467,849	S	12/2002	Murkett	
D471,144	S	* 3/2003	Pfeiffer	D12/209
6,530,251	B1	3/2003	Dimig	
D472,863	S	4/2003	Carroll	
D476,340	S	6/2003	Niebuhr et al.	
D496,315	S	* 9/2004	Pfeiffer	D12/209
D505,374	S	* 5/2005	Aleman	D12/209
D510,307	S	* 10/2005	Howes	D12/209
D511,733	S	* 11/2005	van Hooydonk	D12/209
D514,999	S	* 2/2006	Boyer	D12/209
D515,489	S	2/2006	Tokutake	
D520,428	S	5/2006	Iwanaga et al.	
D524,212	S	* 7/2006	Phillips	D12/209
D526,429	S	8/2006	Hovind et al.	
D527,326	S	* 8/2006	Pfeiffer	D12/209
D528,490	S	9/2006	Schumaker	
D530,251	S	* 10/2006	Gabath	D12/209
D531,561	S	* 11/2006	Kanai	D12/209
D538,730	S	* 3/2007	Turner	D12/209
D546,986	S	7/2007	Platto et al.	
D553,269	S	10/2007	Pfeiffer et al.	
D556,111	S	11/2007	Levy	
D556,662	S	12/2007	Murkett	
D559,734	S	1/2008	Sinkwitz	
D564,432	S	3/2008	Pfeiffer	
D568,792	S	5/2008	Moushegian et al.	
D582,824	S	12/2008	Kobayashi	
D586,020	S	2/2009	Hsu	

D592,102	S	5/2009	Kim	
D592,336	S	5/2009	Hsu	
7,537,256	B2	5/2009	Gates et al.	
D594,383	S	6/2009	Lo et al.	
D596,323	S	7/2009	Ishizuka et al.	
D601,072	S	9/2009	Giachin	
D603,296	S	11/2009	Zhou et al.	
D603,306	S	11/2009	Jung et al.	
D608,263	S	1/2010	Truebsbach	
D613,220	S	4/2010	Ikeda et al.	
D615,905	S	5/2010	Arnell	
D619,931	S	7/2010	Arnell	
D625,445	S	10/2010	Takahashi et al.	
D629,717	S	12/2010	Artioli	
D633,839	S	3/2011	Matei et al.	
D634,686	S	3/2011	Matei et al.	
D636,317	S	4/2011	Matei et al.	
D638,338	S	5/2011	Huet	
D644,975	S	9/2011	Kumai et al.	
D649,910	S	12/2011	Mullen	
D651,132	S	12/2011	Lambri et al.	
D655,836	S	3/2012	Lee et al.	
D660,211	S	5/2012	Ikuma et al.	
D663,665	S	7/2012	Hakamata et al.	
D671,452	S	11/2012	Fernandez Isoird	
D671,453	S	11/2012	Fernandez Isoird	
D671,879	S	* 12/2012	Telaak	D12/209
D675,961	S	2/2013	Nagafuchi et al.	
D676,359	S	2/2013	Panoz et al.	
D681,529	S	5/2013	Minami et al.	
D682,172	S	5/2013	Peltola et al.	
D683,683	S	* 6/2013	Turner	D12/209
D684,091	S	6/2013	Frenzel et al.	
D693,270	S	11/2013	Burki et al.	
D693,272	S	11/2013	Burki et al.	
D695,178	S	12/2013	Tada et al.	
D695,179	S	12/2013	Tada et al.	
D695,661	S	12/2013	Asano et al.	
D695,663	S	12/2013	Suga et al.	
D695,664	S	12/2013	Suga et al.	
D696,172	S	12/2013	Kawasaki et al.	
D696,999	S	1/2014	Suga et al.	
D698,717	S	2/2014	Kobayashi	
D700,104	S	2/2014	Malachowski	
D706,191	S	6/2014	Choi et al.	
D706,692	S	6/2014	Wheel et al.	
D710,264	S	8/2014	Watkins et al.	
D718,695	S	12/2014	Galante et al.	
D719,062	S	12/2014	Wada	
D720,874	S	1/2015	Jackson et al.	
D721,024	S	1/2015	Thole et al.	
D726,351	S	4/2015	Kato	
2014/0252949	A1	9/2014	Ko et al.	

OTHER PUBLICATIONS

Ridden, Paul, "ATNMBL—The concept car with no steering wheel, brake pedal or driver's seat", <<http://www.gizmag.com/atnmb-automonomous-concept-passenger-transport/15877/>>, Jul. 29, 2010.

* cited by examiner

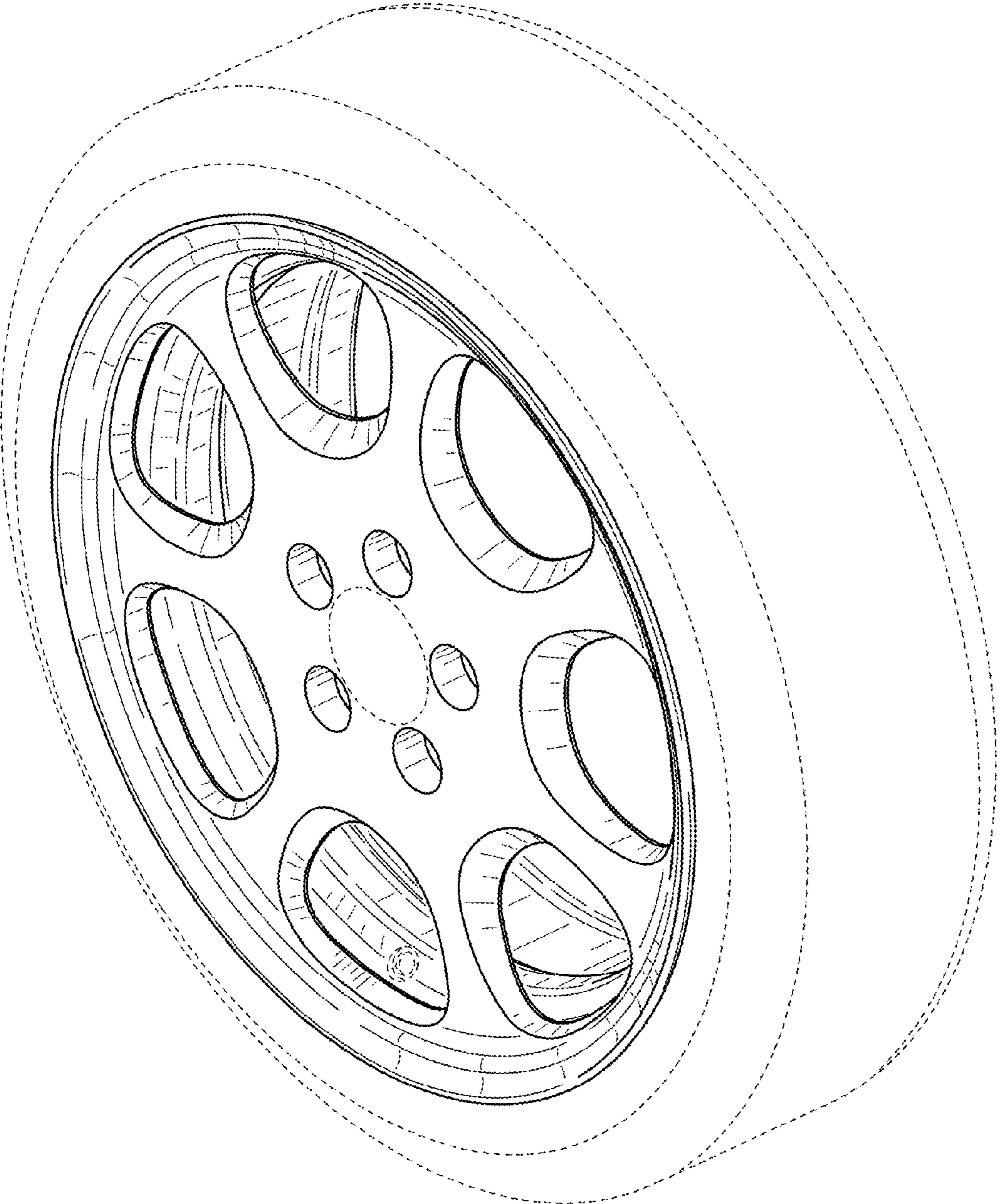


FIG. 1

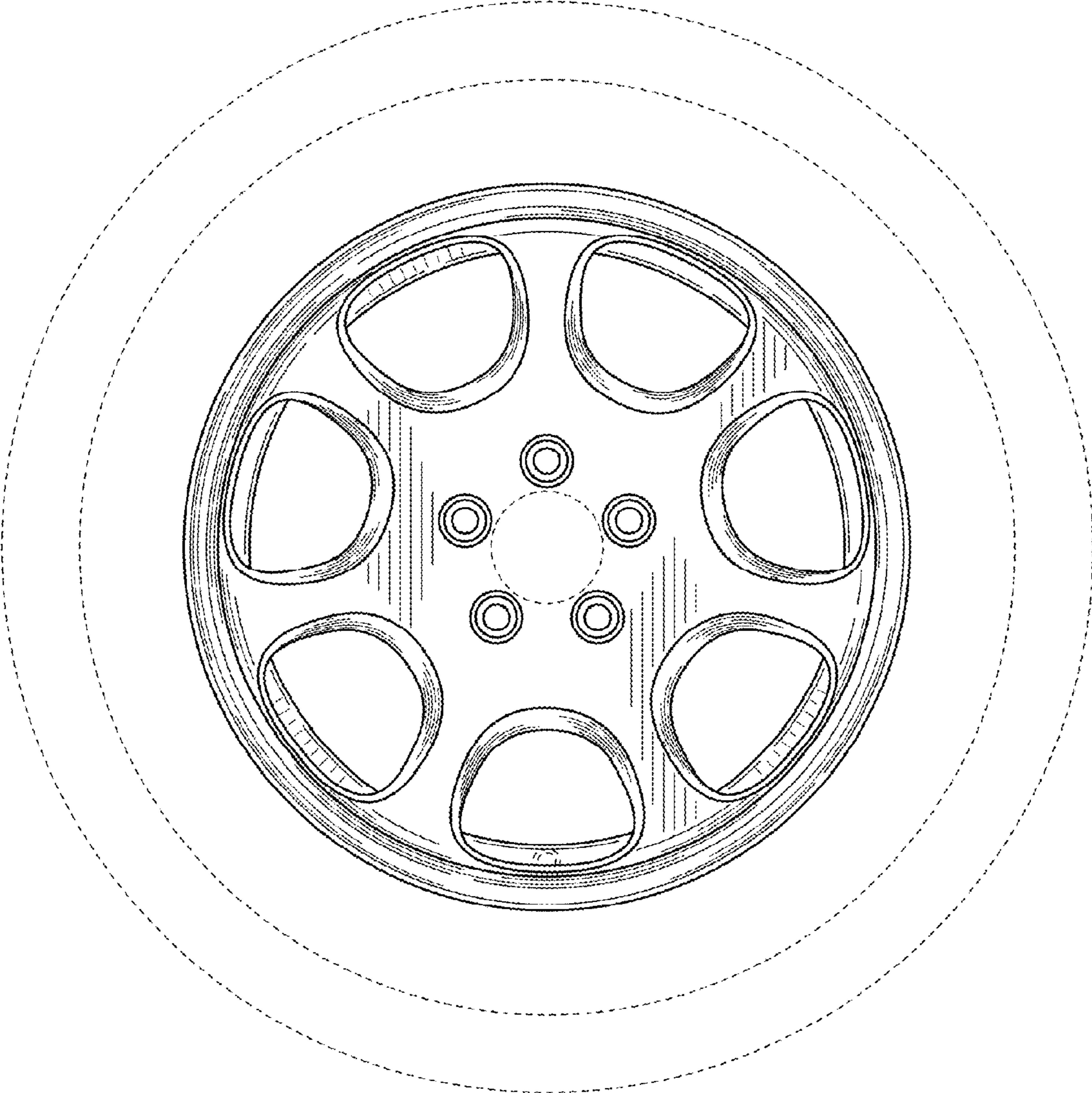


FIG. 2




FIG. 3




FIG. 4




FIG. 5




FIG. 6

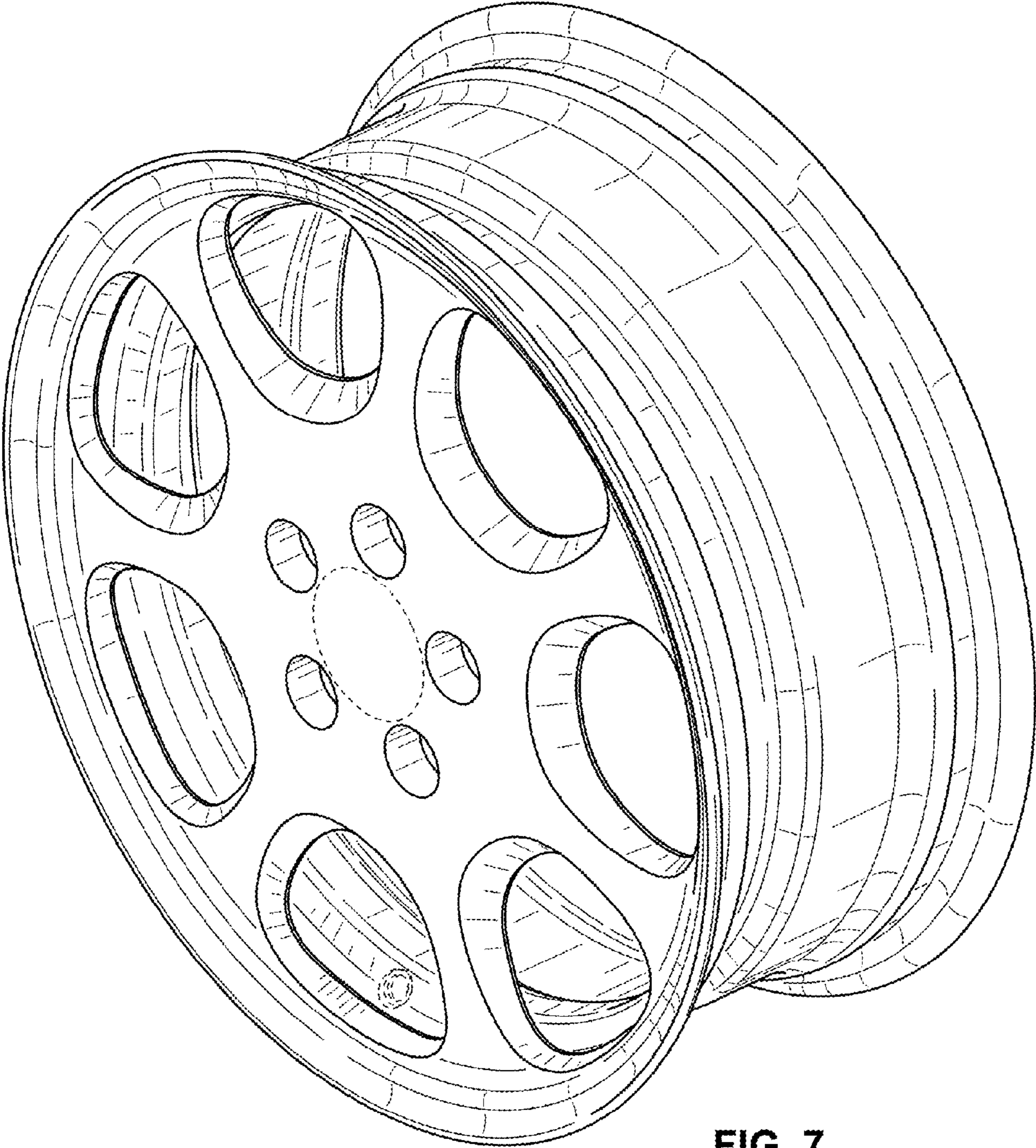


FIG. 7

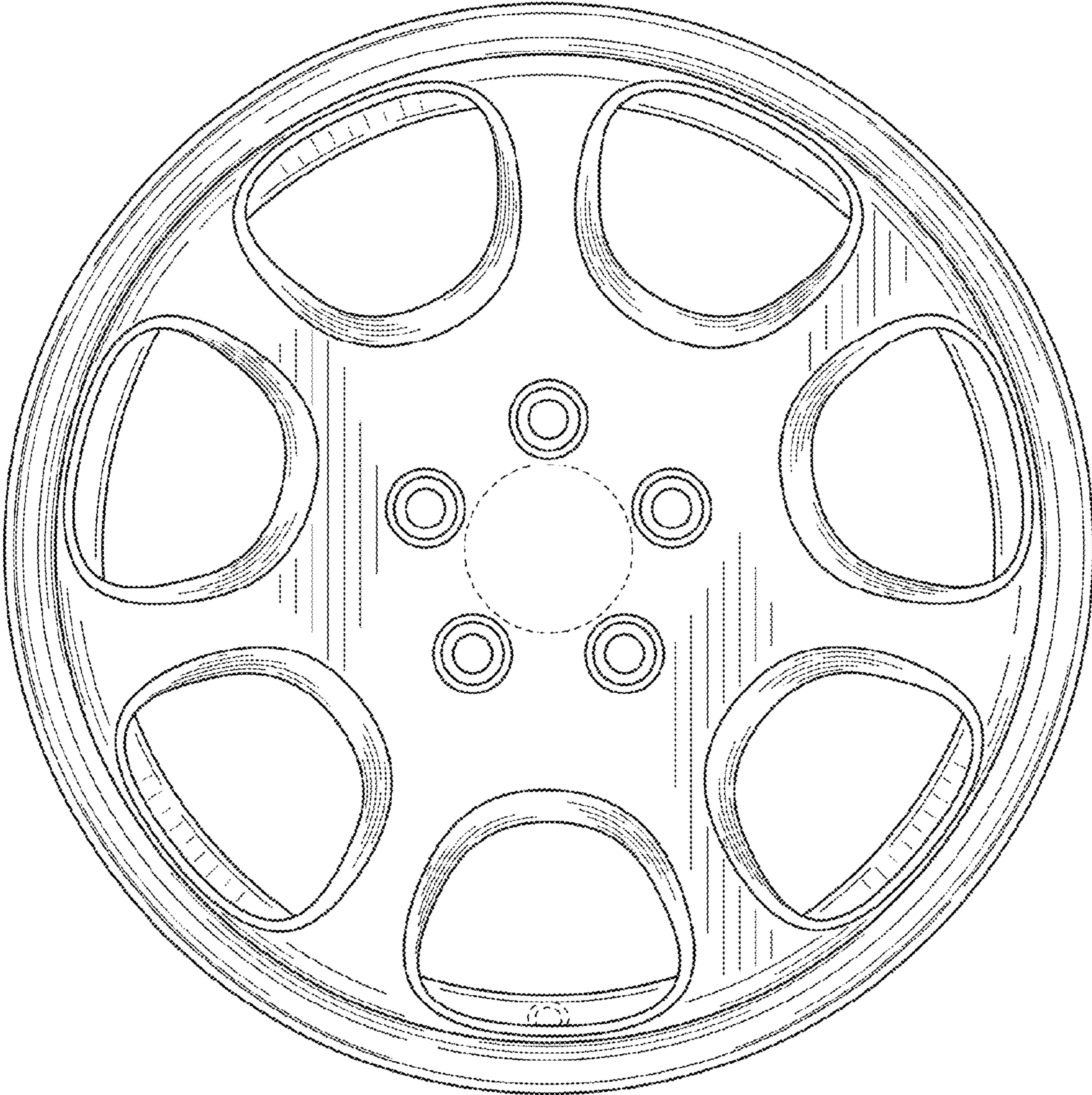


FIG. 8

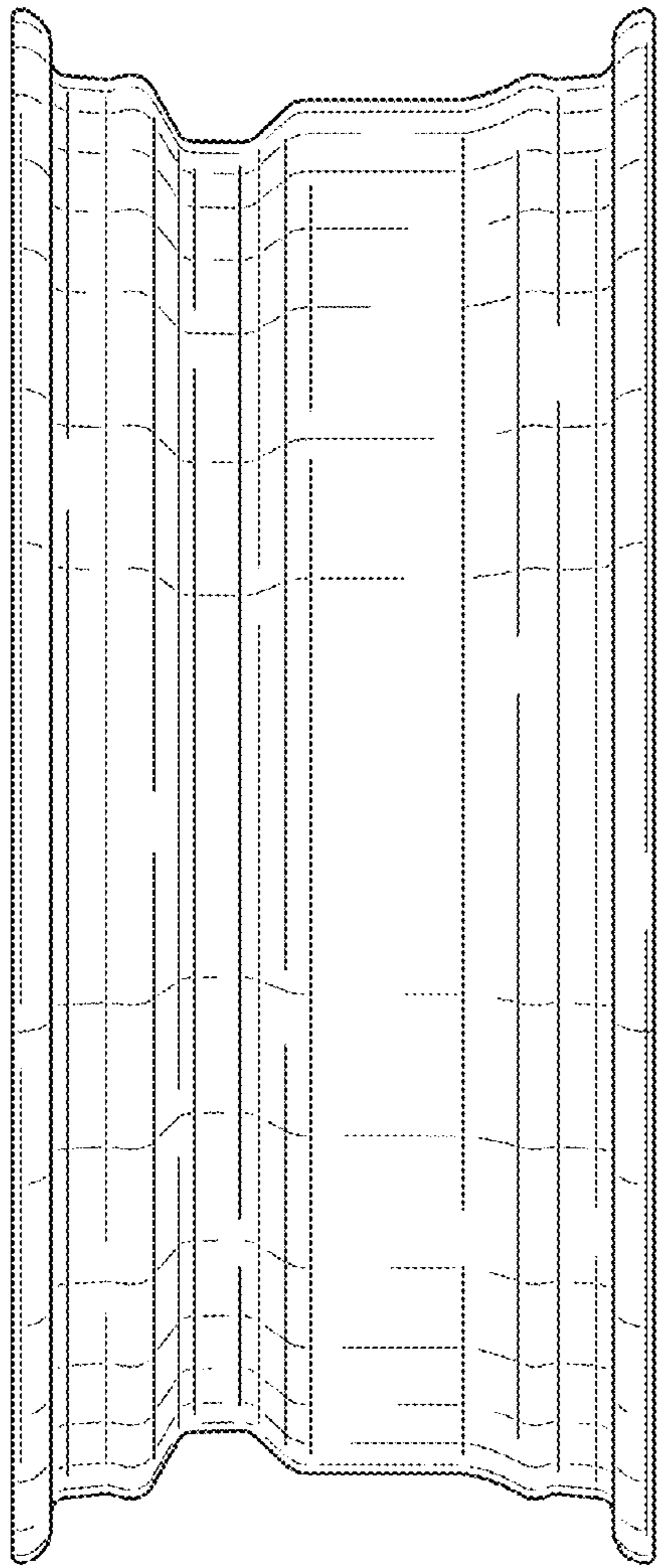


FIG. 9

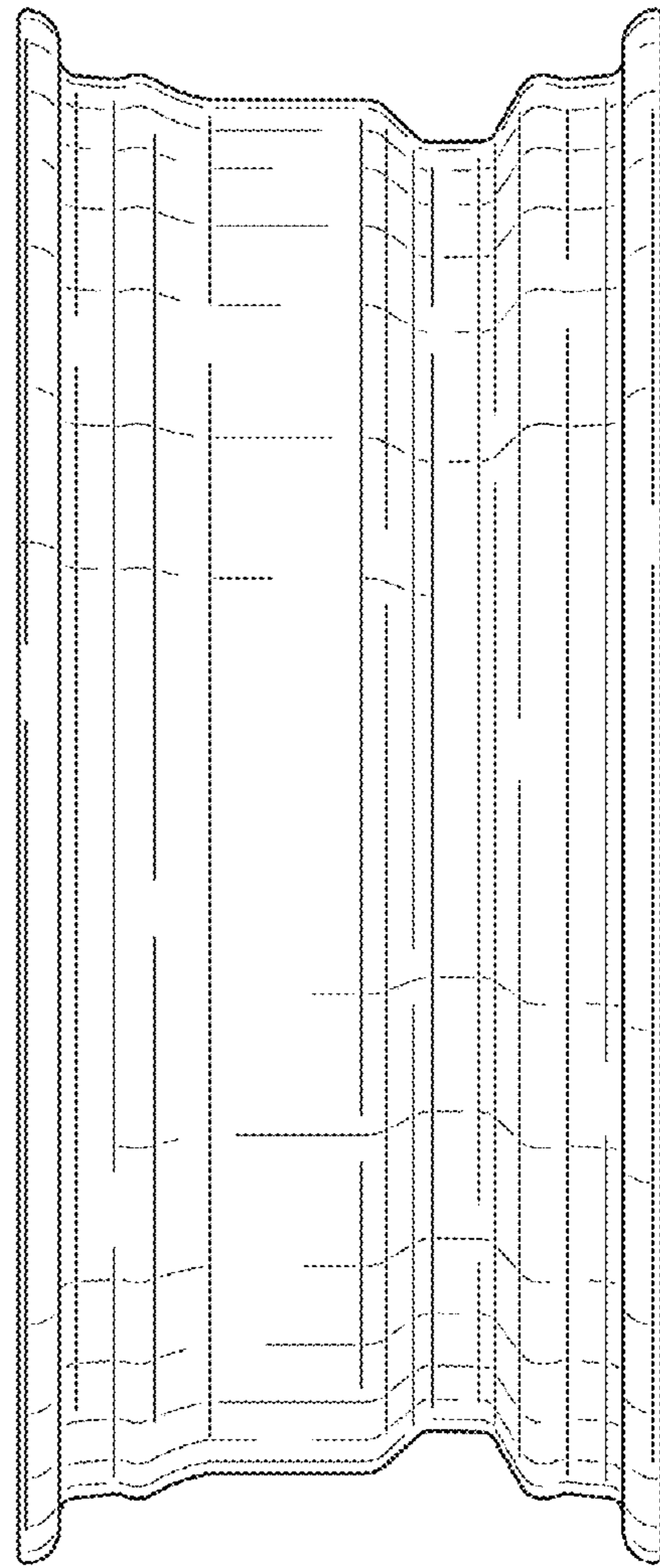


FIG. 10

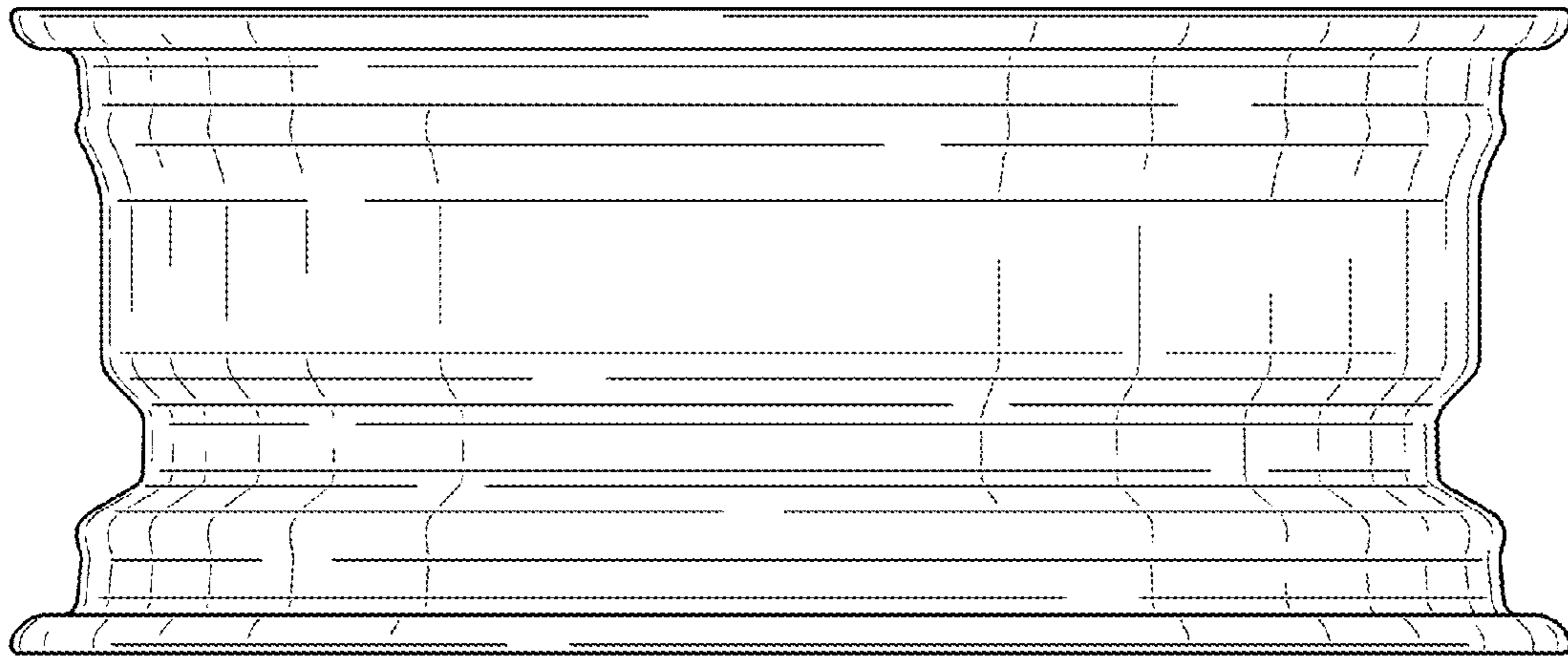


FIG. 11

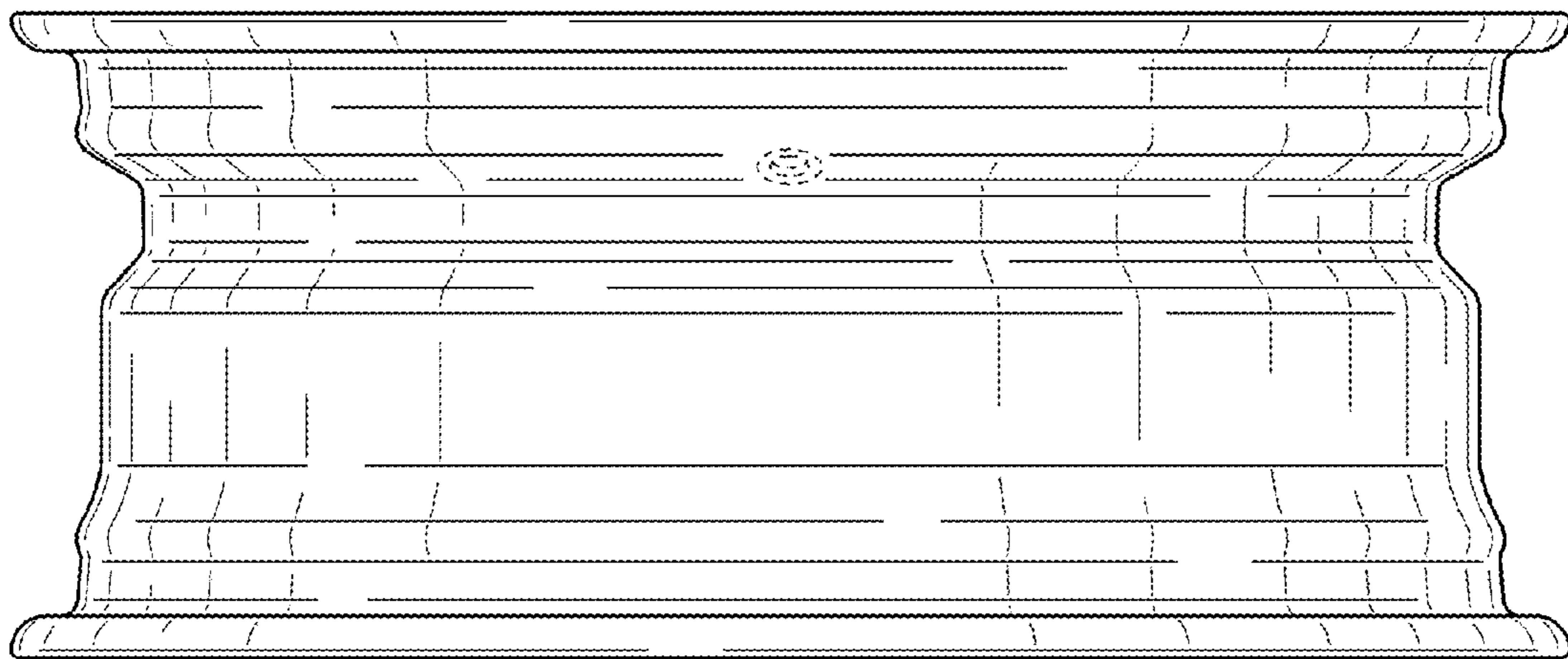


FIG. 12

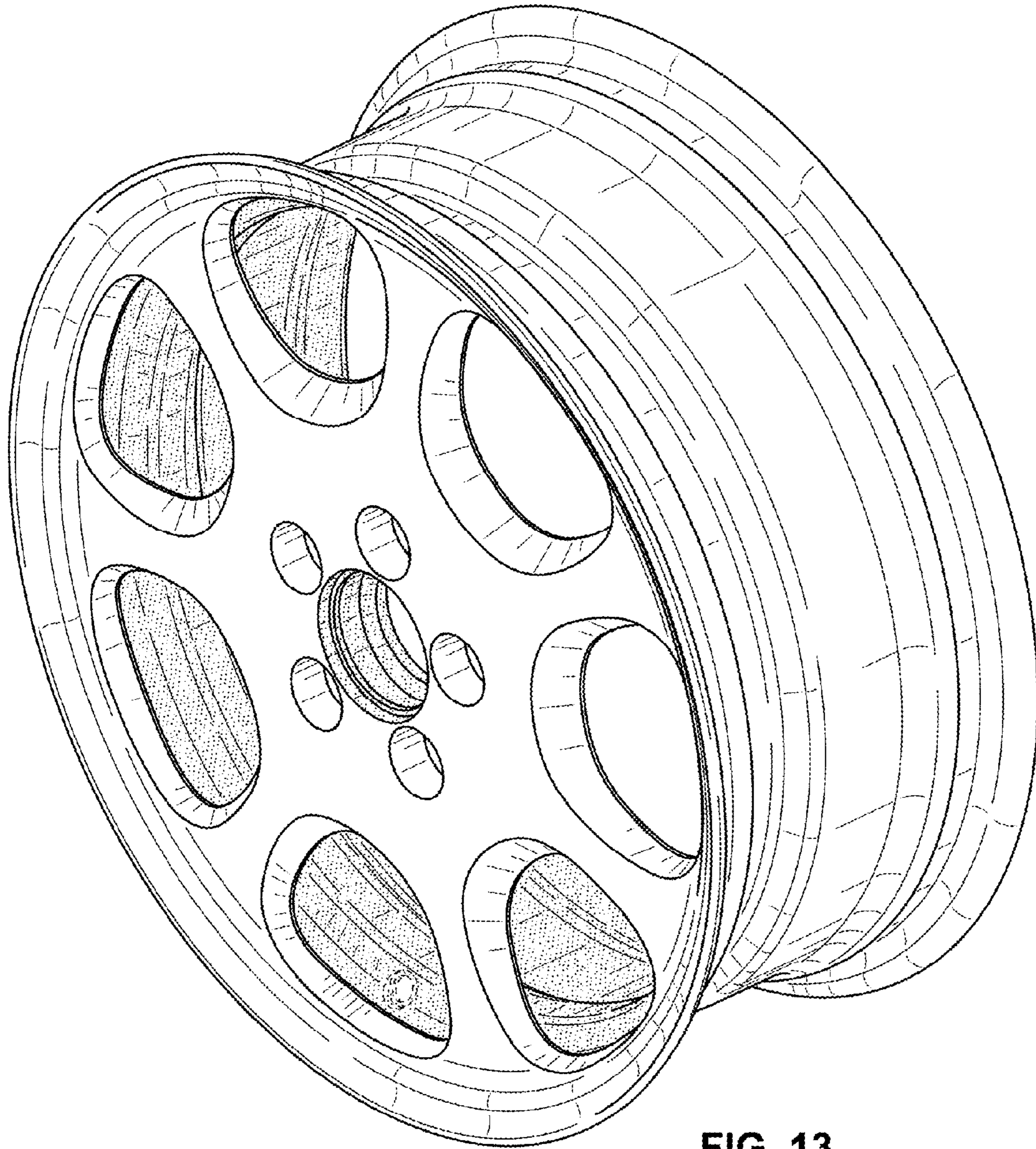


FIG. 13

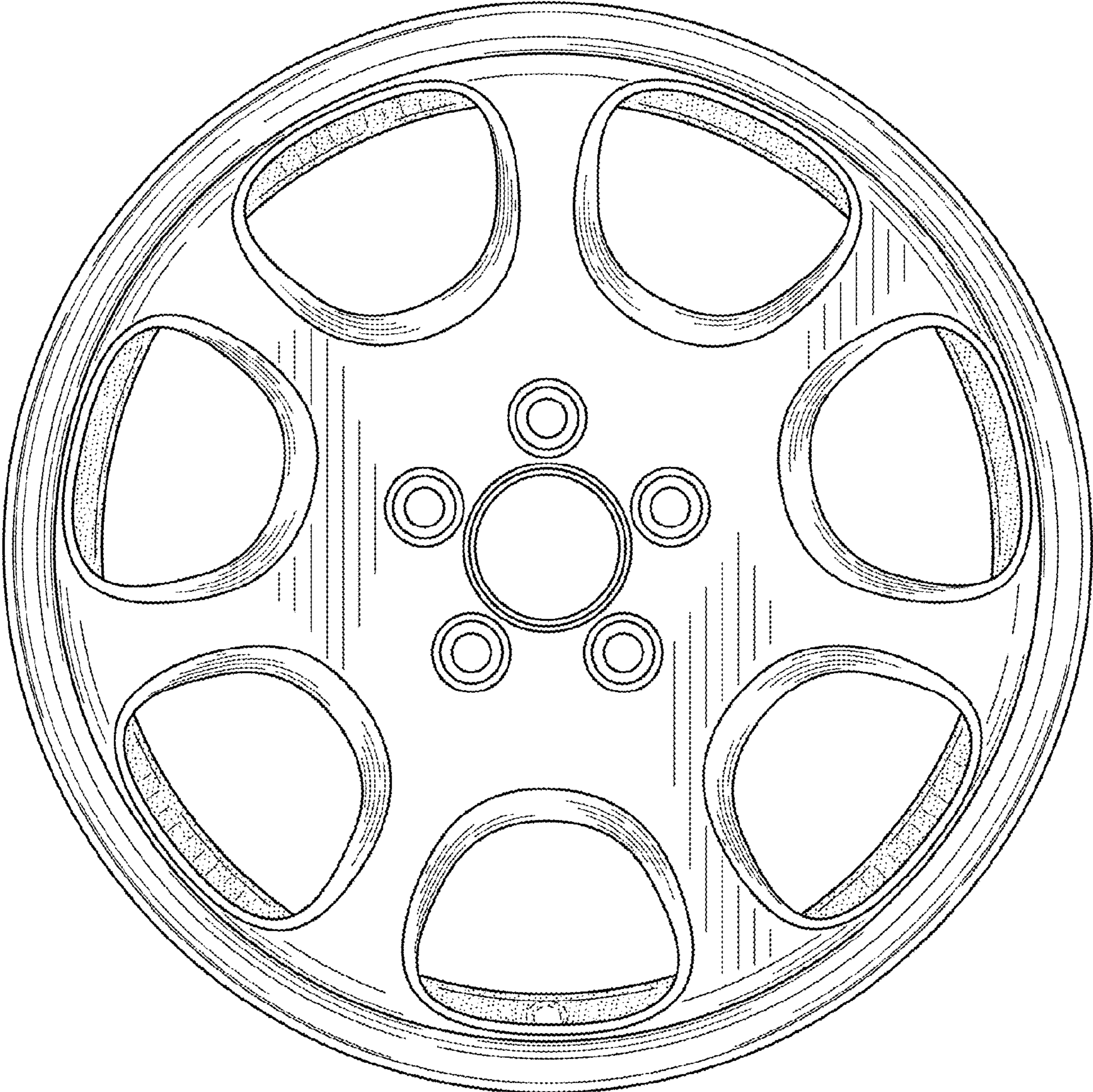


FIG. 14

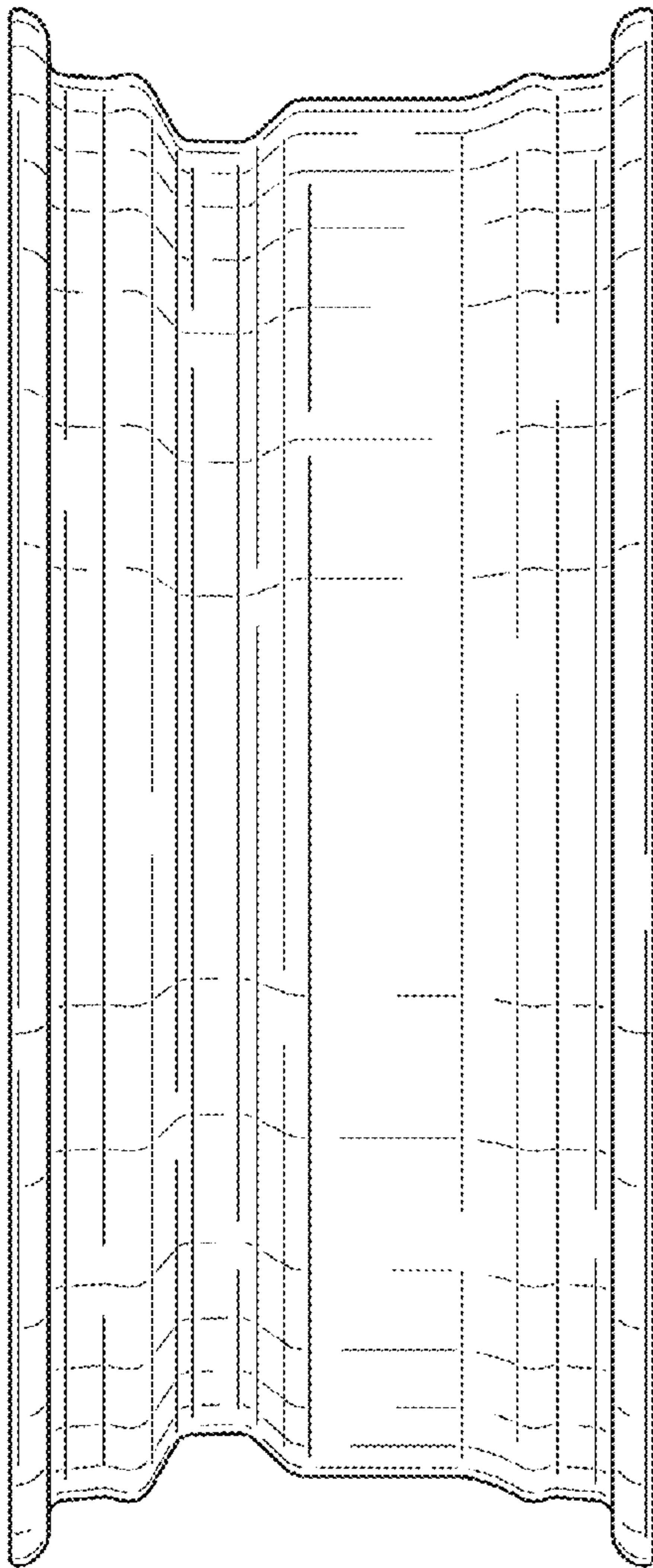


FIG. 15

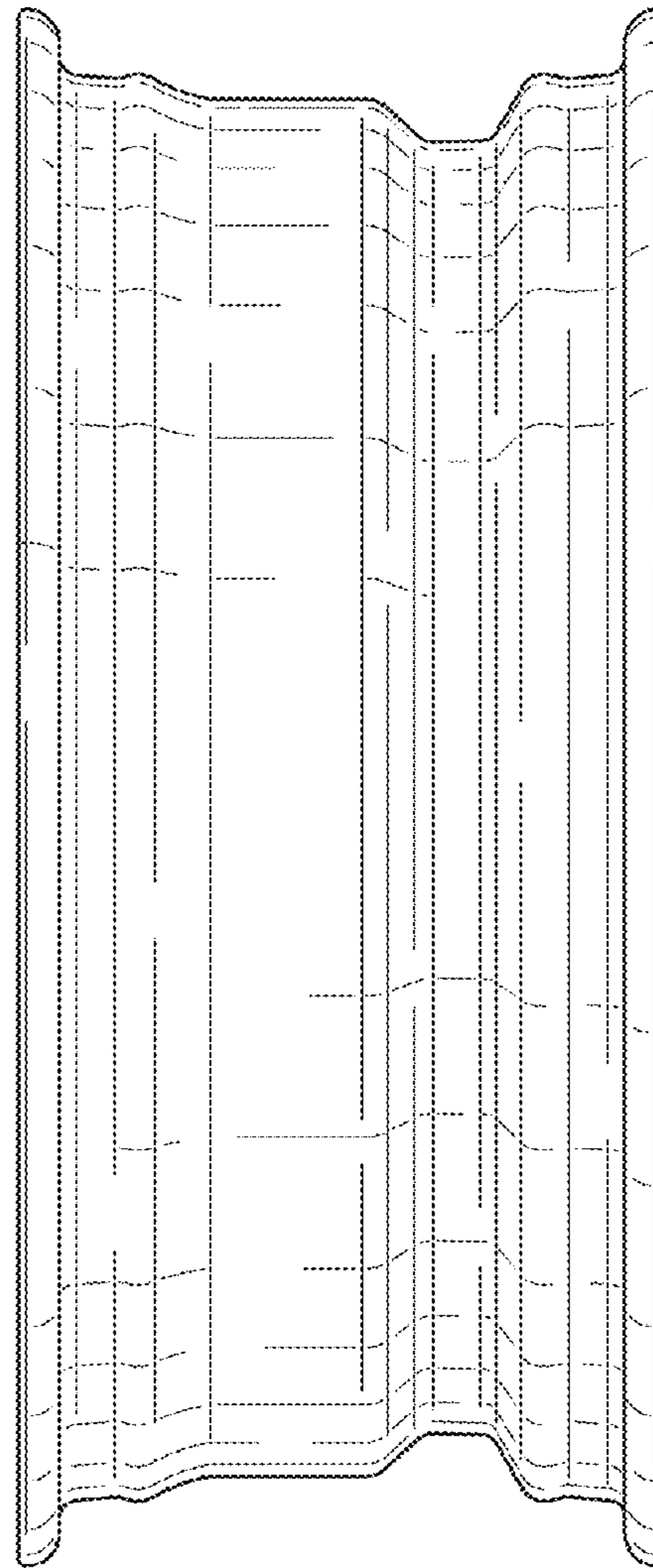


FIG. 16

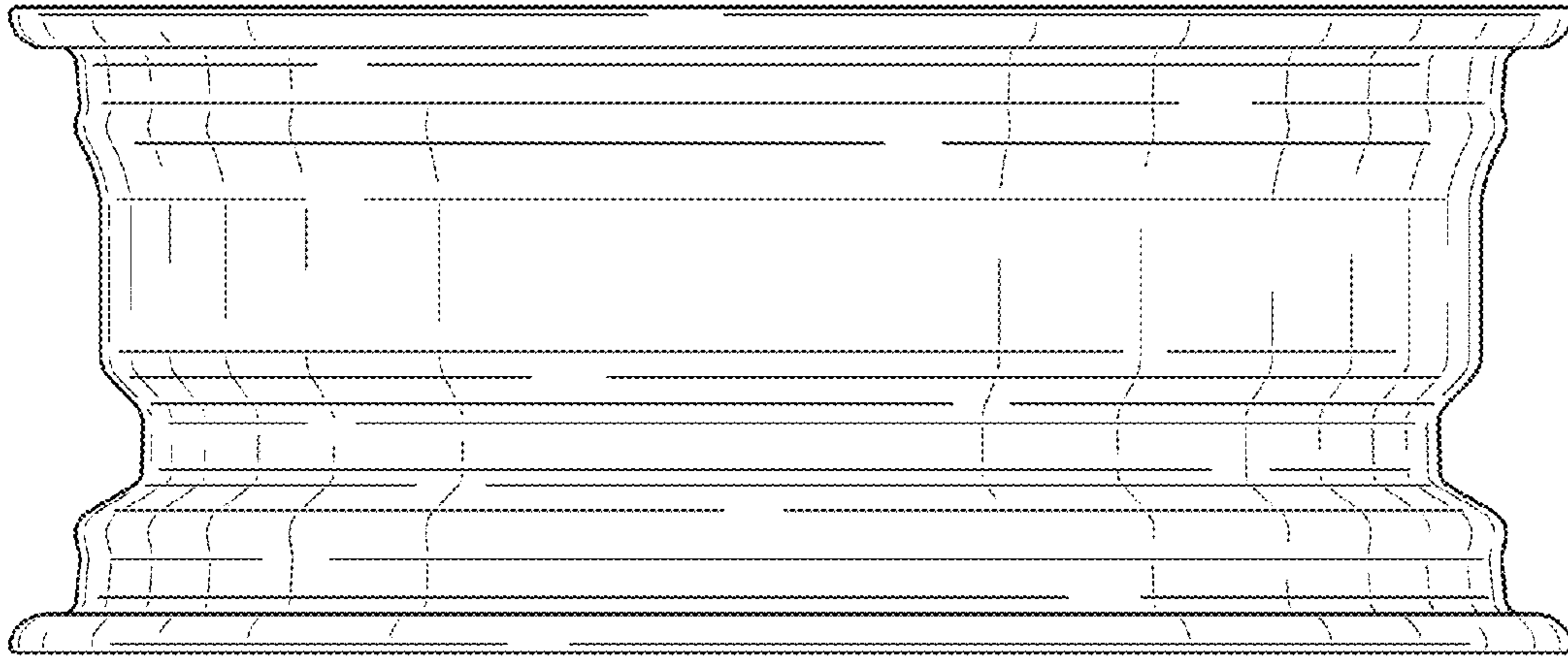


FIG. 17

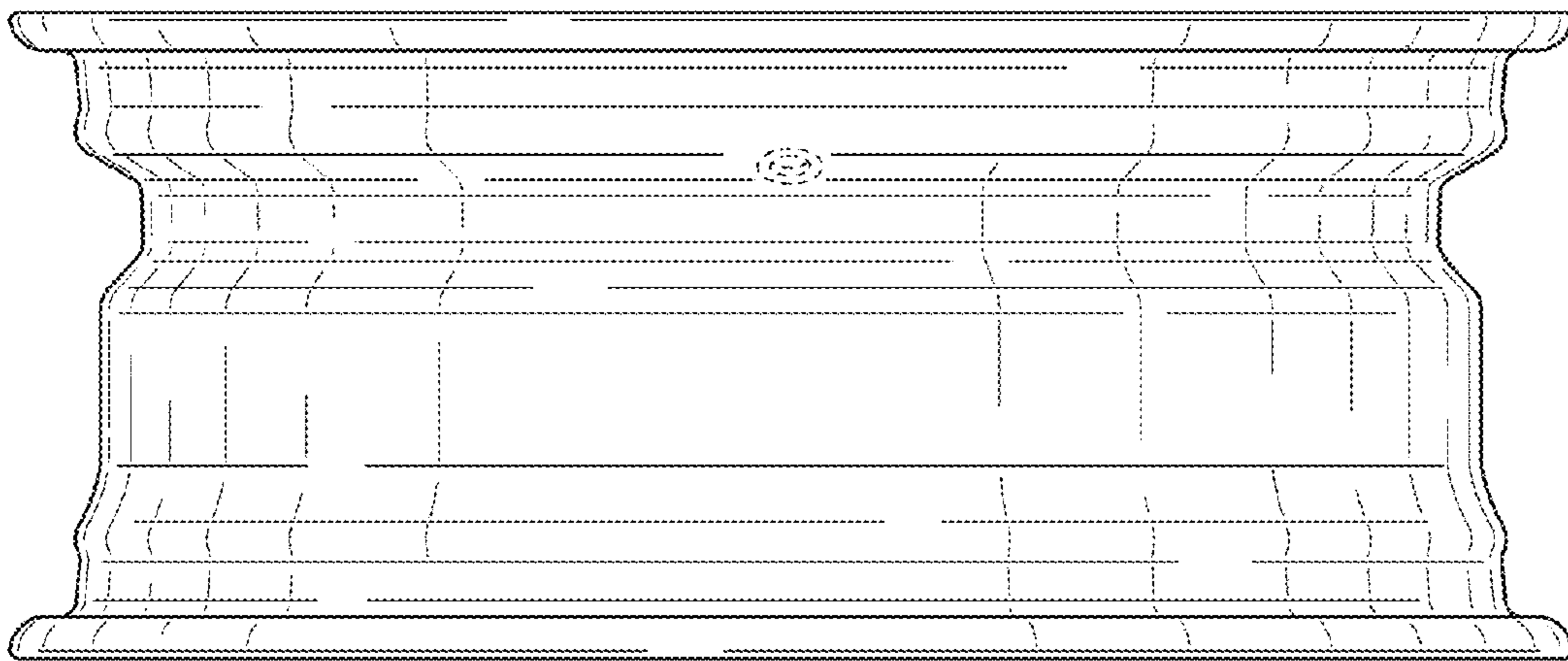


FIG. 18

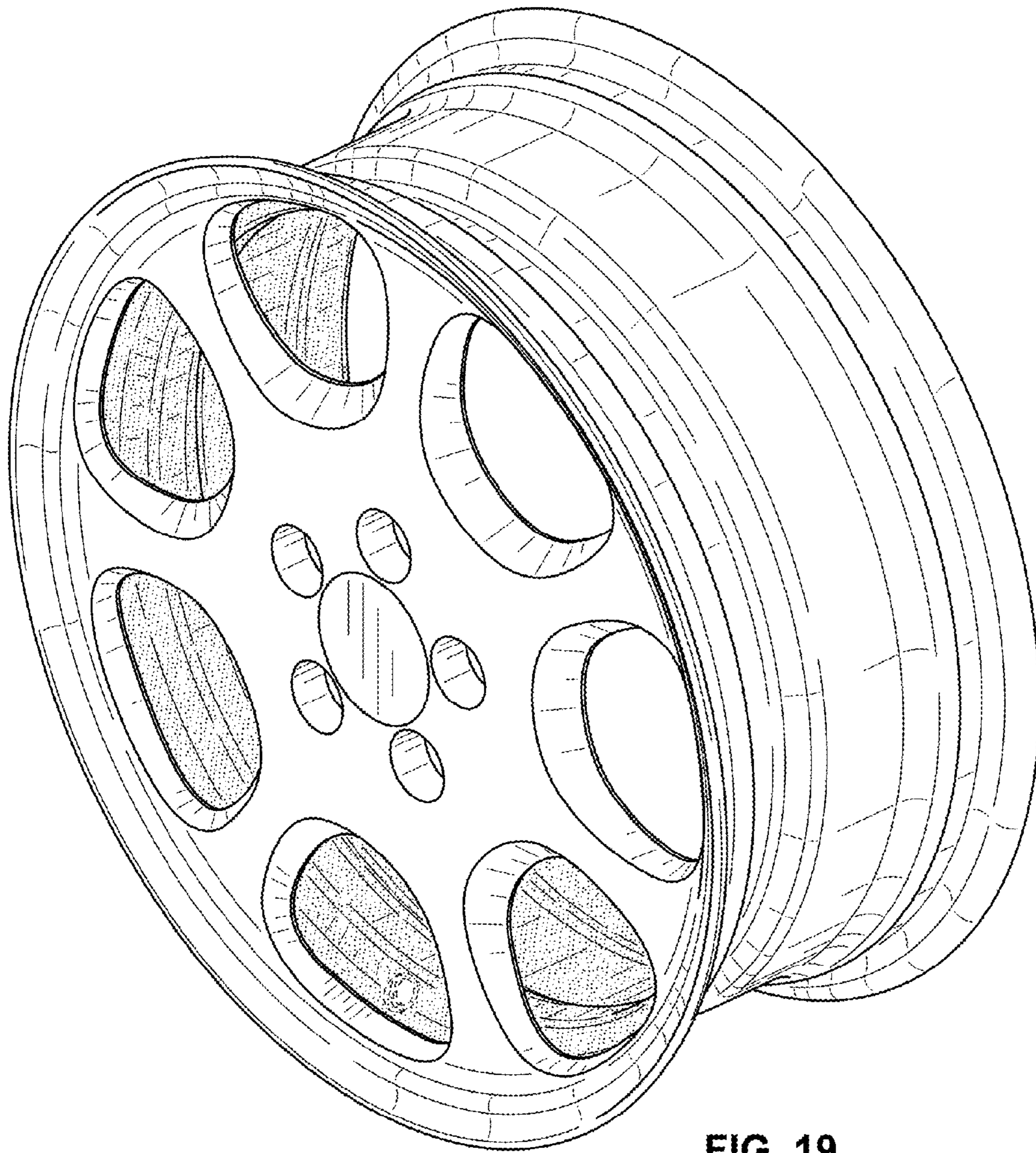


FIG. 19

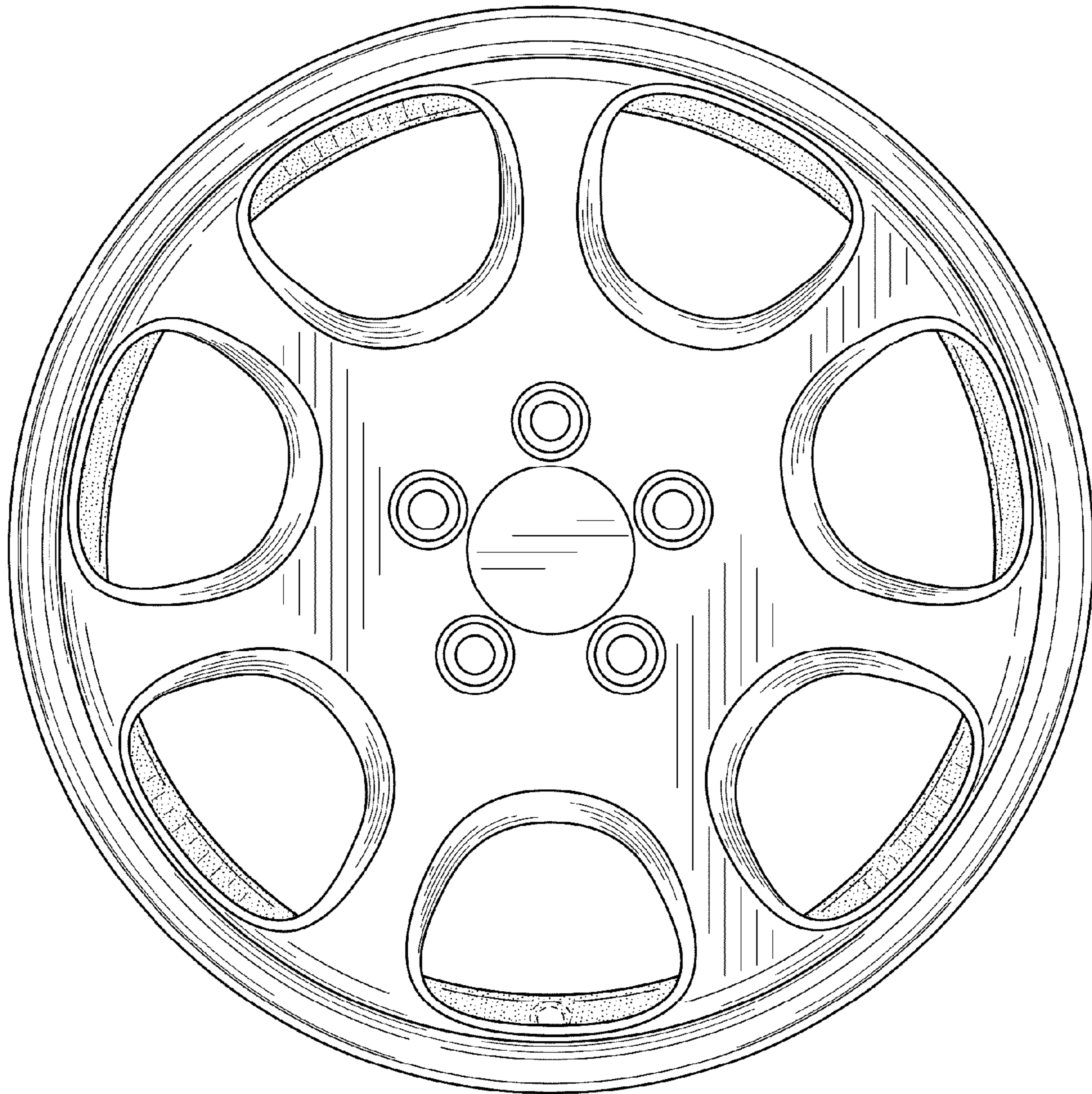


FIG. 20

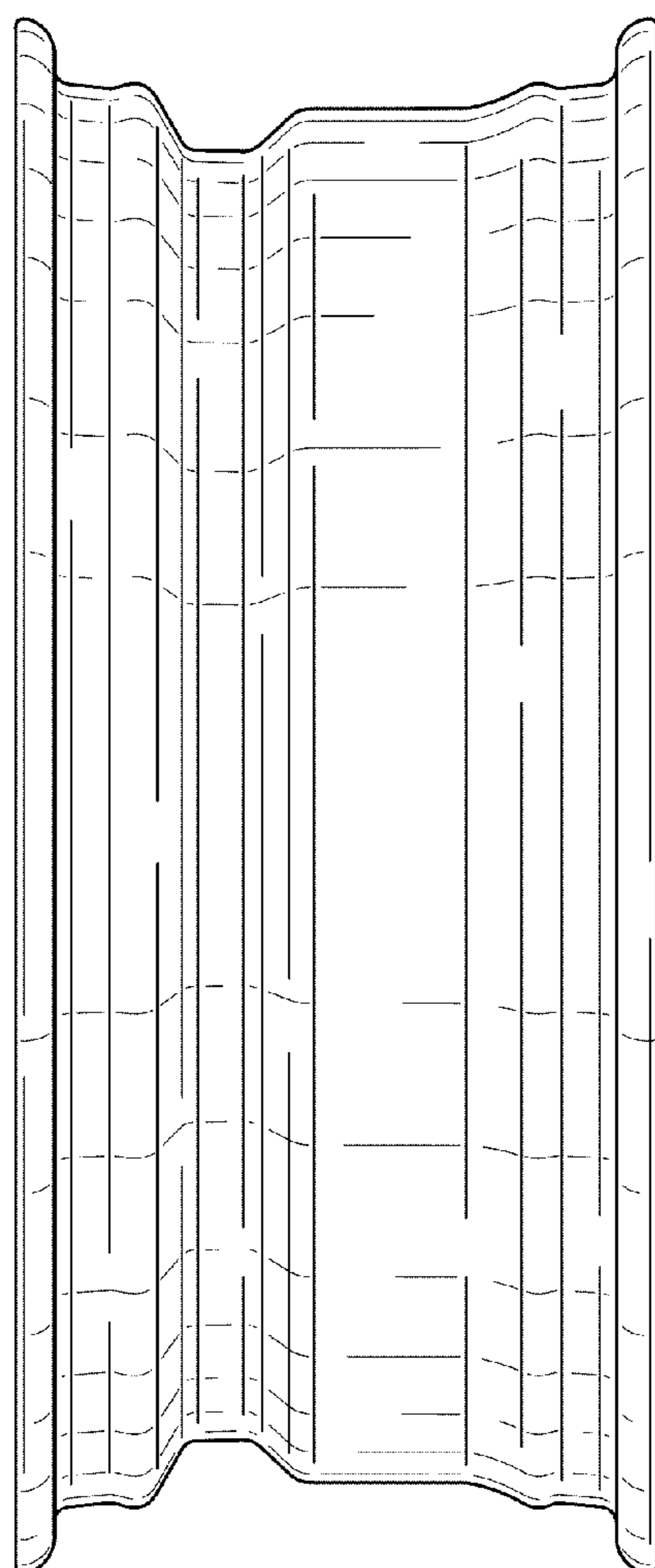


FIG. 21

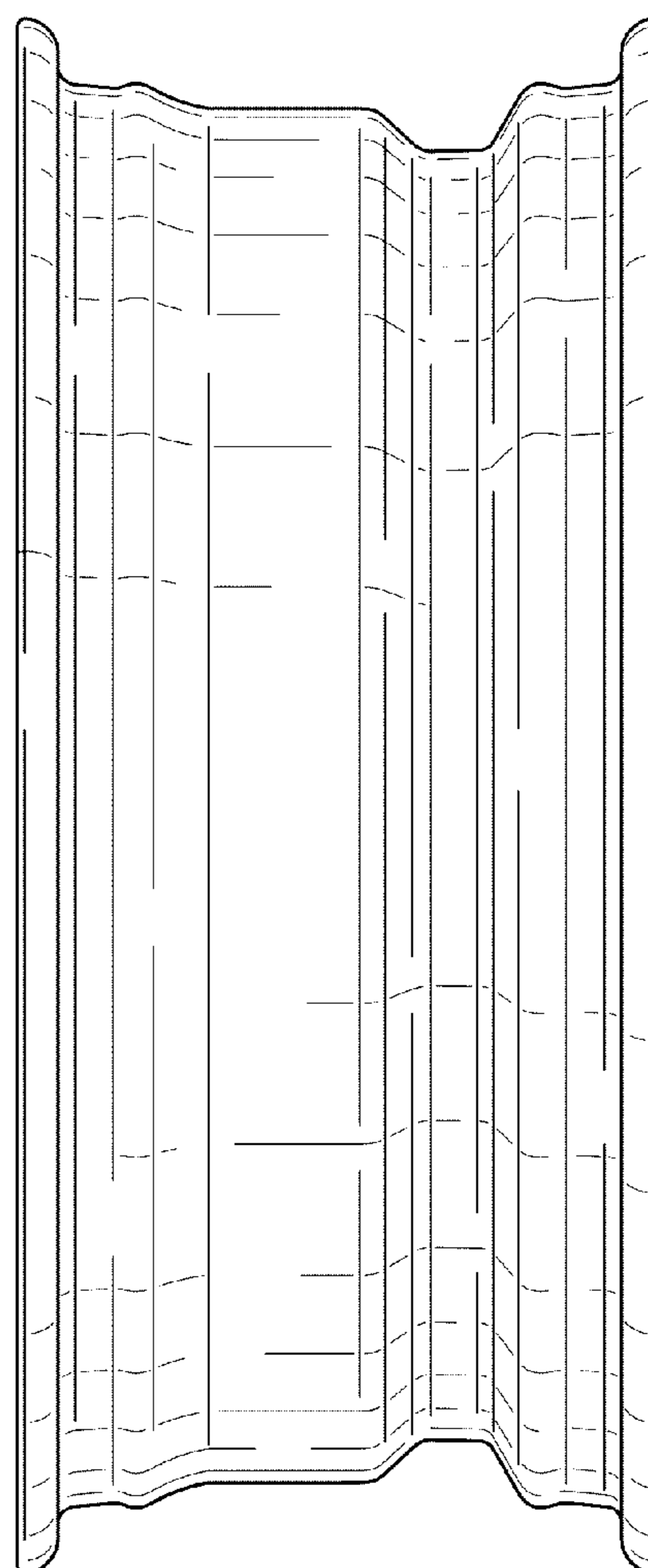


FIG. 22

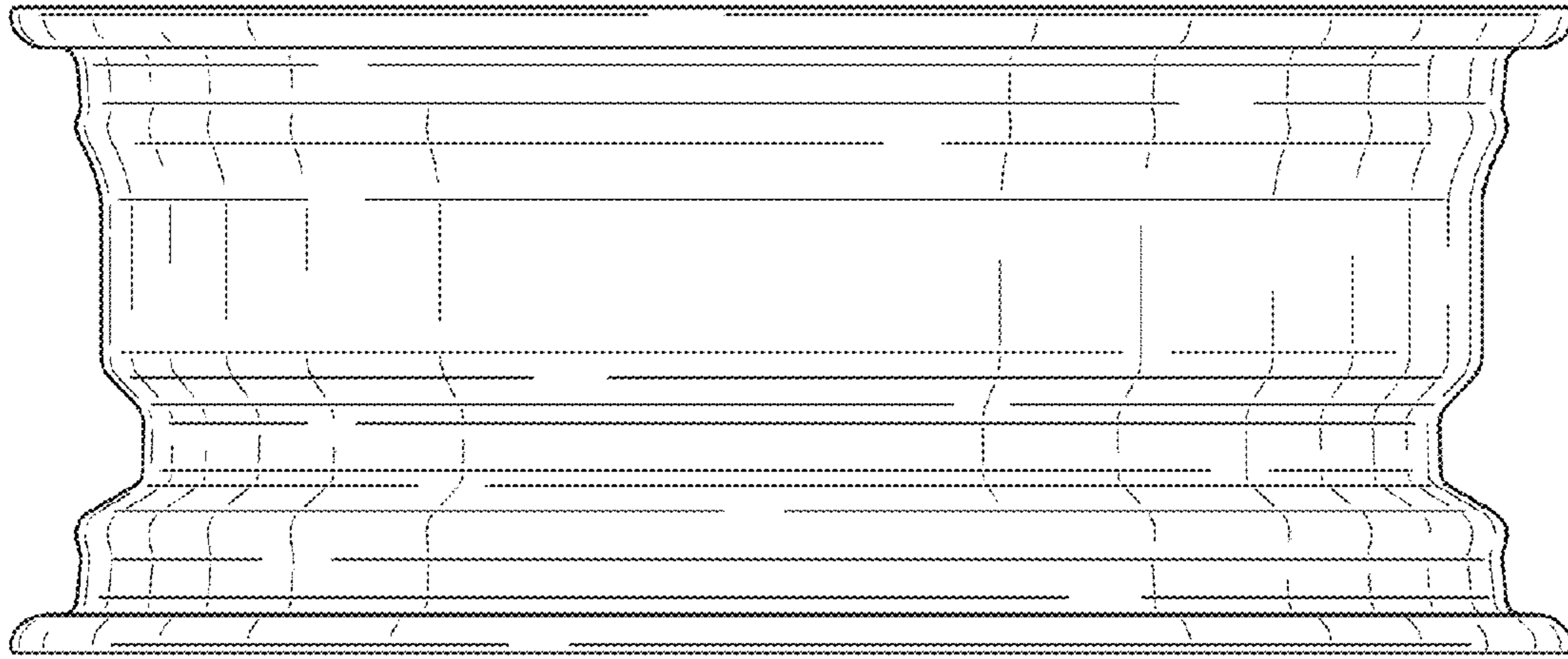


FIG. 23

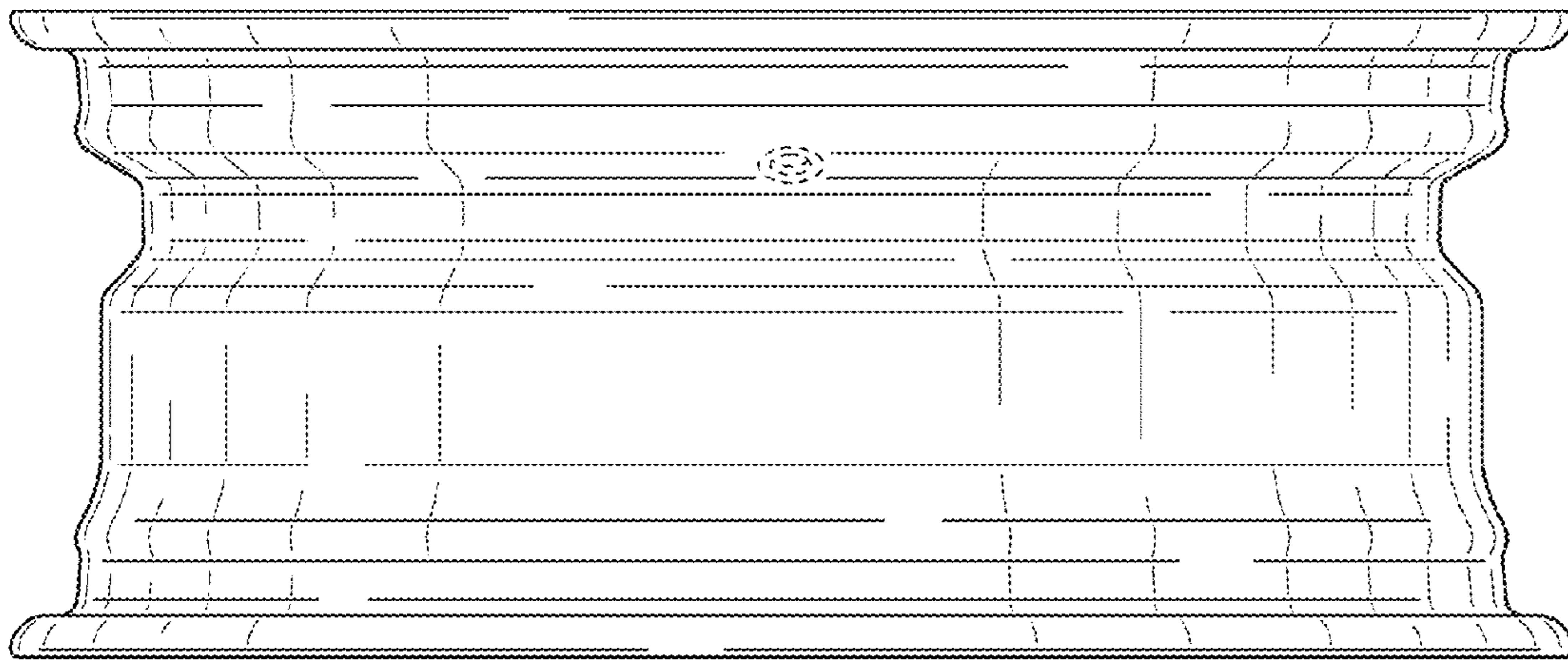


FIG. 24