



US00D773971S

(12) **United States Design Patent**  
**Wheel**

(10) **Patent No.:** **US D773,971 S**

(45) **Date of Patent:** **\*\* Dec. 13, 2016**

(54) **CONVERTIBLE REAR DOOR OUTER PANEL**

(71) Applicant: **Jaguar Land Rover Limited**, Whitley, Coventry (GB)

(72) Inventor: **Andrew Wheel**, Coventry (GB)

(73) Assignee: **Jaguar Land Rover Limited**, Whitley, Coventry (GB)

(\*\*) Term: **15 Years**

(21) Appl. No.: **29/527,603**

(22) Filed: **May 20, 2015**

(30) **Foreign Application Priority Data**

Feb. 27, 2015 (EM) ..... 002642801-0004

(51) **LOC (10) Cl.** ..... **12-16**

(52) **U.S. Cl.**  
USPC ..... **D12/196**

(58) **Field of Classification Search**  
USPC ..... D12/86, 88, 90, 91, 92, 164, 169, 184,  
D12/196; D21/424, 433, 434; 296/181.1,  
296/181.5  
CPC ..... B62D 25/00; B62D 25/02; B62D 25/08;  
B62D 33/0273; B62D 33/033; B62D  
33/037

See application file for complete search history.

(56) **References Cited**

**U.S. PATENT DOCUMENTS**

- D556,663 S \* 12/2007 Murkett ..... D12/164
- D559,152 S \* 1/2008 Okumoto ..... D12/90
- D569,315 S \* 5/2008 Bauer ..... D12/164
- D600,171 S \* 9/2009 Frenzel ..... D12/164
- D600,173 S \* 9/2009 Jung ..... D12/164
- D600,601 S \* 9/2009 Jung ..... D12/164
- D602,410 S \* 10/2009 Bauer ..... D12/164
- D603,306 S \* 11/2009 Jung ..... D12/164

- D612,786 S \* 3/2010 Hildebrand ..... D12/196
- D666,132 S \* 8/2012 Armbruster ..... D12/196
- D671,467 S \* 11/2012 Kido ..... D12/196
- D691,516 S \* 10/2013 Dockeray ..... D12/91
- D691,536 S \* 10/2013 Tada ..... D12/164
- D700,543 S \* 3/2014 Dockeray ..... D12/91

(Continued)

*Primary Examiner* — Rosemary K Tarcza

*Assistant Examiner* — Yolanda Robinson

(74) *Attorney, Agent, or Firm* — Wood Herron & Evans LLP


(57) **CLAIM**

The ornamental design for a convertible rear door outer panel, as shown and described.

**DESCRIPTION**

FIG. 1 is a front perspective view of a convertible rear door outer panel for a vehicle according to the present invention. FIG. 2 is a rear perspective view of the convertible rear door outer panel shown in FIG. 1. FIG. 3 is a right side view thereof. FIG. 4 is a left side view thereof. FIG. 5 is a front view thereof. FIG. 6 is a rear view thereof. FIG. 7 is a top view thereof; and, FIG. 8 is a right side view of the convertible rear door outer panel shown in FIG. 1, with the convertible rear door outer panel mounted on a vehicle that is depicted in de-emphasized and halftone portions so as to illustrate the environmental structure. These halftone portions form no part of the claimed invention. More particularly, in FIG. 8, the convertible rear door outer panel of the present invention is shown within the broken lines. The broken lines represent the boundaries of the claim, and form no part of the claimed design. Any elements shown outside of the broken lines form no part of the claimed invention, but are instead included to show environmental aspects of the claimed invention.

**1 Claim, 7 Drawing Sheets**



(56)

**References Cited**

U.S. PATENT DOCUMENTS

D700,876 S *	3/2014	Jevremovic .....	D12/196
D701,149 S *	3/2014	Tada .....	D12/164
D705,129 S *	5/2014	Badstuebner .....	D12/91
D706,183 S *	6/2014	Sakae .....	D12/164
D706,689 S *	6/2014	Tada .....	D12/164
D710,256 S *	8/2014	Garand .....	D12/91
D716,695 S *	11/2014	Woolley .....	D12/91
D732,428 S *	6/2015	Nanba .....	D12/91
D733,002 S *	6/2015	Loeb .....	D12/90
D735,078 S *	7/2015	Tamiya .....	D12/91
D740,176 S *	10/2015	Bischoff .....	D12/90
D746,722 S *	1/2016	Henstridge .....	D12/91
D751,471 S *	3/2016	Futschik .....	D12/164

\* cited by examiner






FIG. 1






FIG. 2






FIG. 3






FIG. 4






FIG. 6

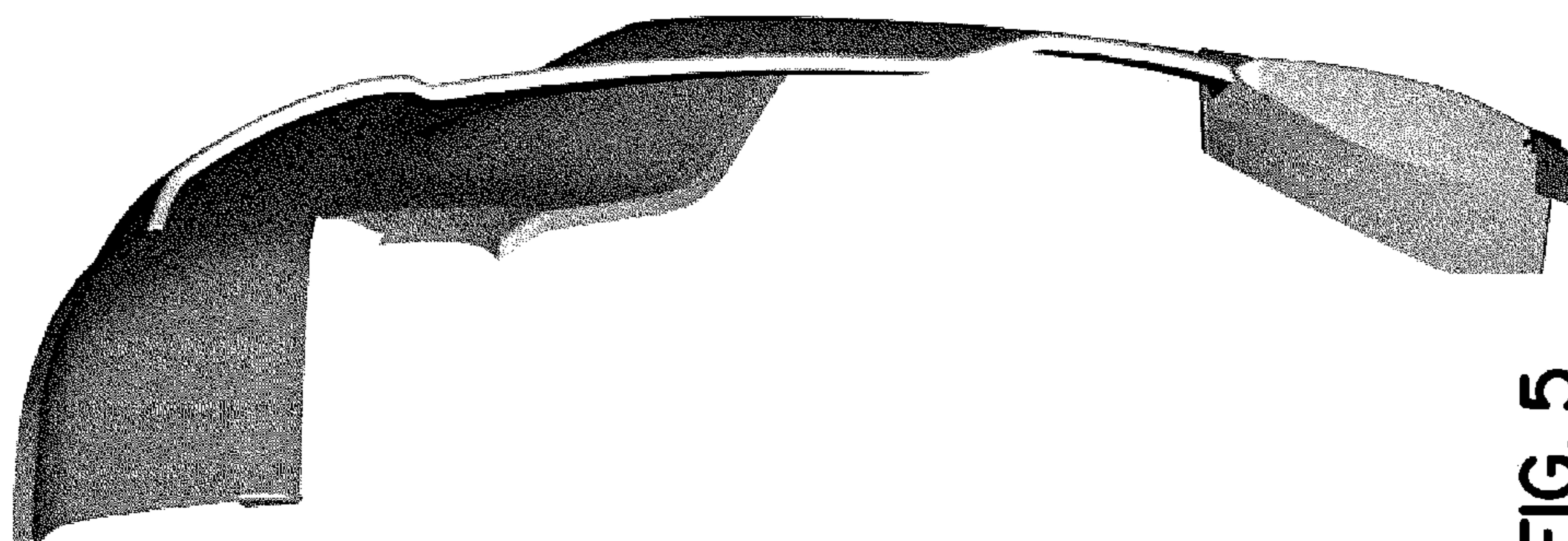


FIG. 5




FIG. 7






FIG. 8