



US00D773959S

(12) **United States Design Patent** (10) **Patent No.:** **US D773,959 S**
Jelec (45) **Date of Patent:** **** Dec. 13, 2016**

(54) **VEHICLE**
 (71) Applicant: **Jaguar Land Rover Limited**, Whitley,
 Coventry (GB)
 (72) Inventor: **Tadeusz Jelec**, Whitley (GB)
 (73) Assignee: **Jaguar Land Rover Limited**, Whitley,
 Coventry (GB)

D684,095 S * 6/2013 Beaven D12/92
 D687,349 S * 8/2013 Krugger D12/92
 D687,740 S * 8/2013 Yamanaka D12/92
 D692,348 S * 10/2013 Whelan D12/92
 D717,698 S * 11/2014 Beaven D12/92
 D726,074 S * 4/2015 Beaven D12/92
 D740,177 S * 10/2015 Callum D12/92
 D741,226 S * 10/2015 Callum D12/92
 D744,903 S * 12/2015 Jelec D12/92
 D758,251 S * 6/2016 Jelec D12/92

(**) Term: **14 Years**

(21) Appl. No.: **29/526,617**

(22) Filed: **May 12, 2015**

(30) **Foreign Application Priority Data**

Nov. 14, 2014 (EM) 002578062

(51) **LOC (10) Cl.** **12-08**

(52) **U.S. Cl.**
USPC **D12/92**

(58) **Field of Classification Search**
 USPC D12/86, 90-92, 88; D21/421, 433, 434;
 296/181.1, 181.5
 CPC B62D 35/00; B62D 25/00; B62D 25/06;
 B62D 33/00
 See application file for complete search history.

(56) **References Cited**

U.S. PATENT DOCUMENTS

D671,036 S * 11/2012 Inatomi D12/92
 D671,457 S * 11/2012 Goto D12/92

* cited by examiner

Primary Examiner — Melody N Brown

(74) *Attorney, Agent, or Firm* — Wood Herron & Evans
LLP

(57) **CLAIM**

The ornamental design for a vehicle, as shown and described.

DESCRIPTION

FIG. 1 is a left front perspective view of a vehicle according to the present invention.
 FIG. 2 is a left rear perspective view thereof.
 FIG. 3 is a front view thereof.
 FIG. 4 is a rear view thereof.
 FIG. 5 is left side view thereof.
 FIG. 6 is a right side view thereof; and,
 FIG. 7 is a top view thereof.

Any elements shown in broken lines form no part of the claimed invention but instead show environmental aspects thereof. The broken lines adjacent to a shaded portion form an unclaimed boundary of the design.

1 Claim, 5 Drawing Sheets






FIG. 1




FIG. 2



FIG. 3




FIG. 4



FIG. 5




FIG. 6

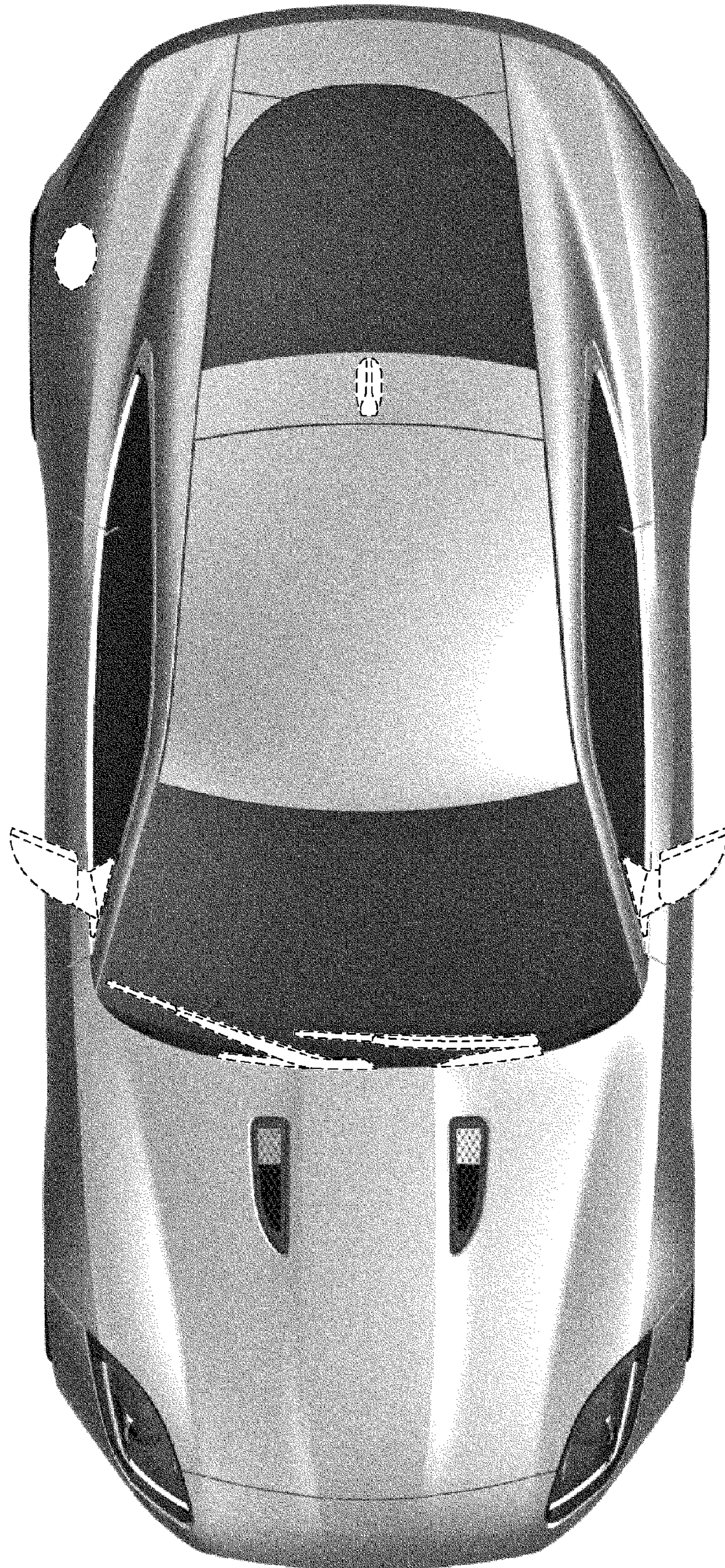


FIG. 7