



US00D773954S

(12) **United States Design Patent** (10) **Patent No.:** **US D773,954 S**  
**Bondy** (45) **Date of Patent:** **\*\* Dec. 13, 2016**

(54) **GRAVE CROSS**  
(71) Applicant: **Larry Bondy**, Hubbard, OH (US)  
(72) Inventor: **Larry Bondy**, Hubbard, OH (US)  
(\*\*) Term: **15 Years**  
(21) Appl. No.: **29/532,815**  
(22) Filed: **Jul. 10, 2015**  
(51) **LOC (10) Cl.** ..... **11-03**  
(52) **U.S. Cl.**  
USPC ..... **D11/96; D99/23**  
(58) **Field of Classification Search**  
USPC ..... D11/30, 40, 44, 48, 79, 81, 86, 95-116,  
D11/125, 131, 133, 149, 157, 211, 217,  
D11/219, 120, 58, 70; 63/1.11, 1.12, 1.13,  
63/1.14, 1.16, 1.18, 13, 14.1, 35, 39,  
63/18-19; D99/17, 23, 25, 27, 30; 428/3;  
D10/83  
CPC . A44C 15/001; A44C 9/0053; A44C 15/0015;  
A44C 1/00; A44C 15/00; A44C  
7/00; A44C 25/004; A44C 5/0092; A44C  
11/002; A47G 33/02  
See application file for complete search history.

D251,717 S \* 5/1979 Graves ..... D11/103  
D252,868 S \* 9/1979 Cunningham ..... D11/70  
D255,279 S \* 6/1980 Graves ..... D11/96  
D257,069 S \* 9/1980 Wozniski ..... D11/58  
D299,579 S \* 1/1989 Jones ..... D11/96  
D305,216 S \* 12/1989 Aucoin ..... D11/105  
D329,402 S \* 9/1992 Zears ..... D11/96  
D334,725 S \* 4/1993 White ..... D11/99  
D401,883 S \* 12/1998 Madhvani ..... D11/81  
D411,965 S \* 7/1999 Ruegg, Sr. .... D11/40  
D455,672 S \* 4/2002 Knezevich ..... D11/96  
D477,448 S \* 7/2003 Cuccaro ..... D99/17  
D506,948 S \* 7/2005 Gehrke ..... D11/96  
D575,925 S \* 8/2008 Ivey ..... D99/17  
D615,449 S \* 5/2010 Hayden ..... D11/96  
D656,429 S \* 3/2012 Cadigan ..... D11/96  
D666,120 S \* 8/2012 Austin ..... D11/120  
D679,624 S \* 4/2013 Robbins ..... D11/96  
D735,599 S \* 8/2015 Juarez ..... D11/96

\* cited by examiner

*Primary Examiner* — T. Chase Nelson  
*Assistant Examiner* — Mark Cavanna  
(74) *Attorney, Agent, or Firm* — Harpman & Harpman

(57) **CLAIM**

The ornamental design for a grave cross, as shown and described.

**DESCRIPTION**

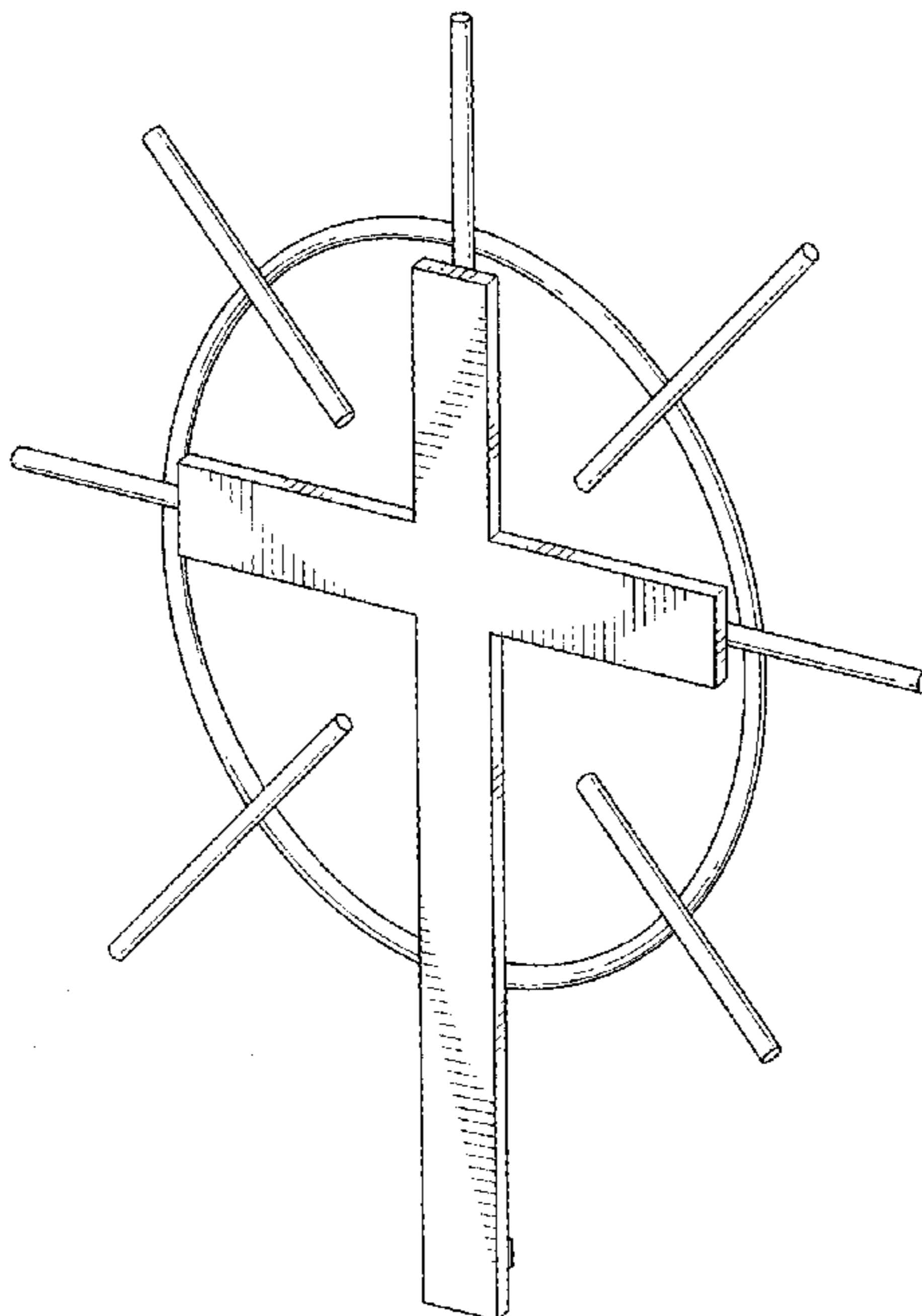
FIG. 1 is a front perspective view of the grave cross.  
FIG. 2 is a front elevational view thereof.  
FIG. 3 is a rear elevational view thereof.  
FIG. 4 is a left side elevational view thereof, the right side being a mirror image.  
FIG. 5 is a top plan view of the grave cross; and,  
FIG. 6 is a bottom plan view of the grave cross.

**1 Claim, 5 Drawing Sheets**

(56) **References Cited**

**U.S. PATENT DOCUMENTS**

1,112,640 A \* 10/1914 Mix ..... A44C 25/004  
63/18  
D162,155 S \* 2/1951 Gray ..... D11/96  
D186,946 S \* 12/1959 Schuessler ..... D11/81  
D207,492 S \* 4/1967 Johnson ..... D99/25  
D225,537 S \* 12/1972 Bowers ..... D99/27  
D234,777 S \* 4/1975 Moskowitz ..... D11/96  
D249,899 S \* 10/1978 Nally ..... D11/96



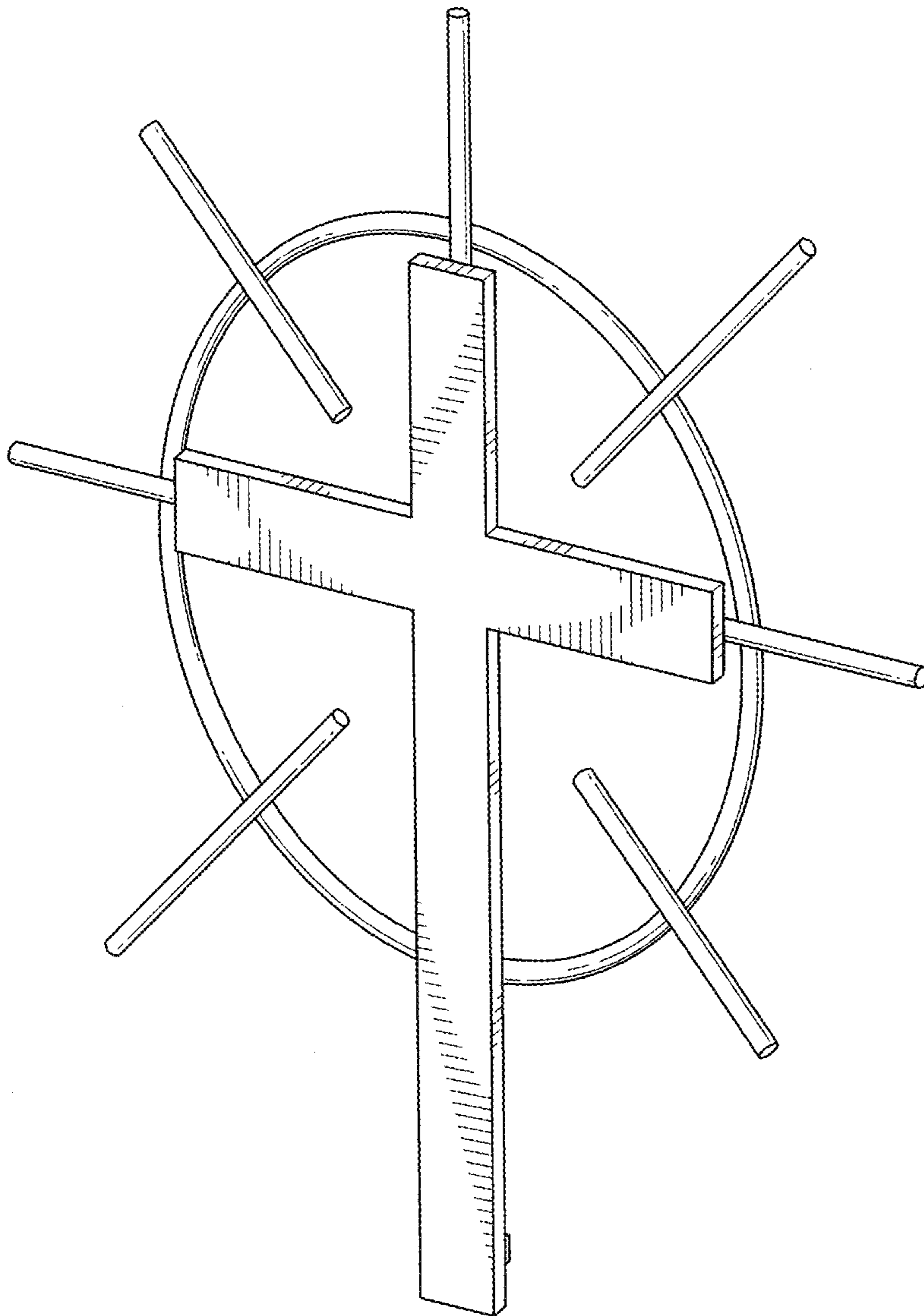


FIG. 1

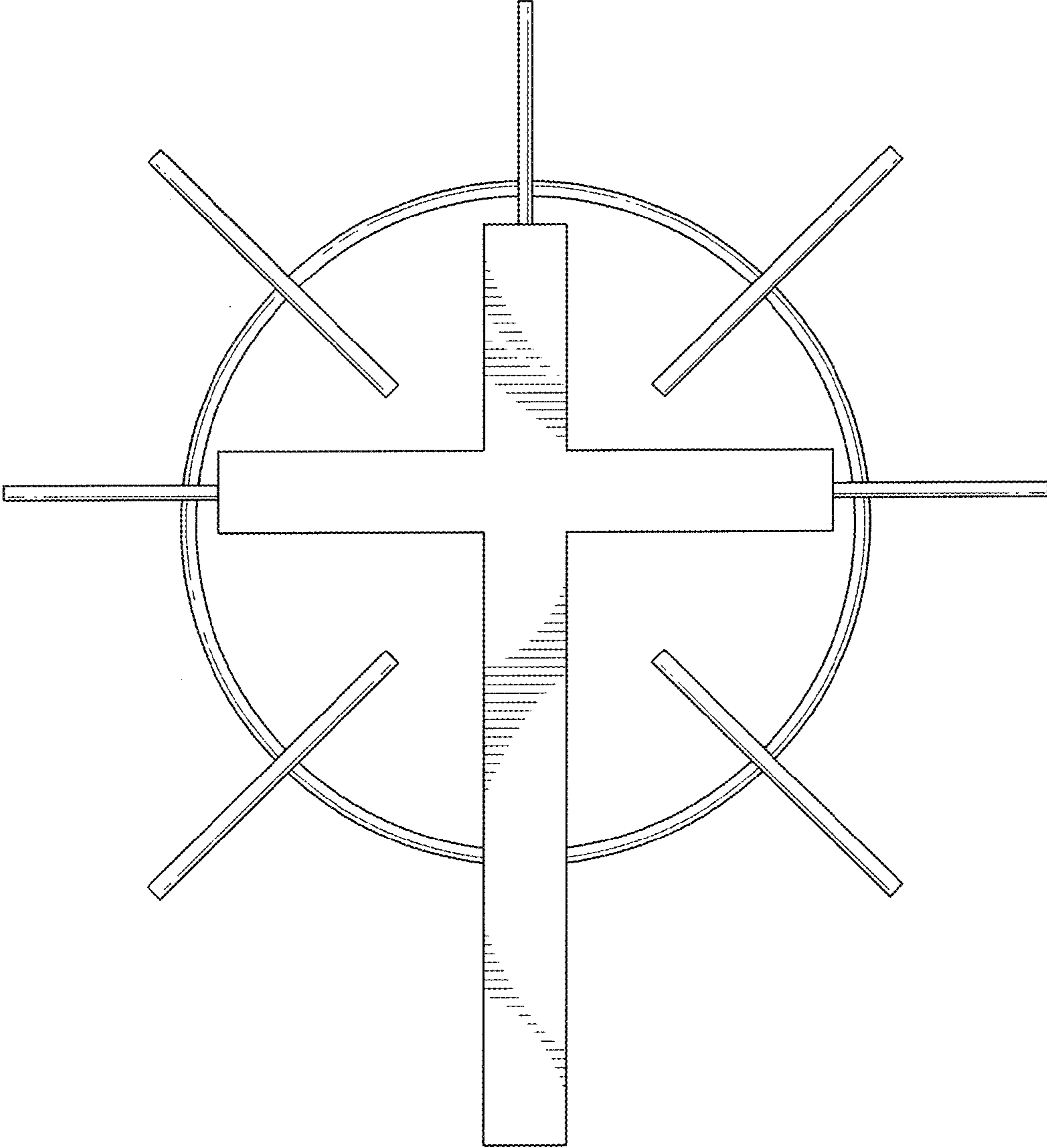
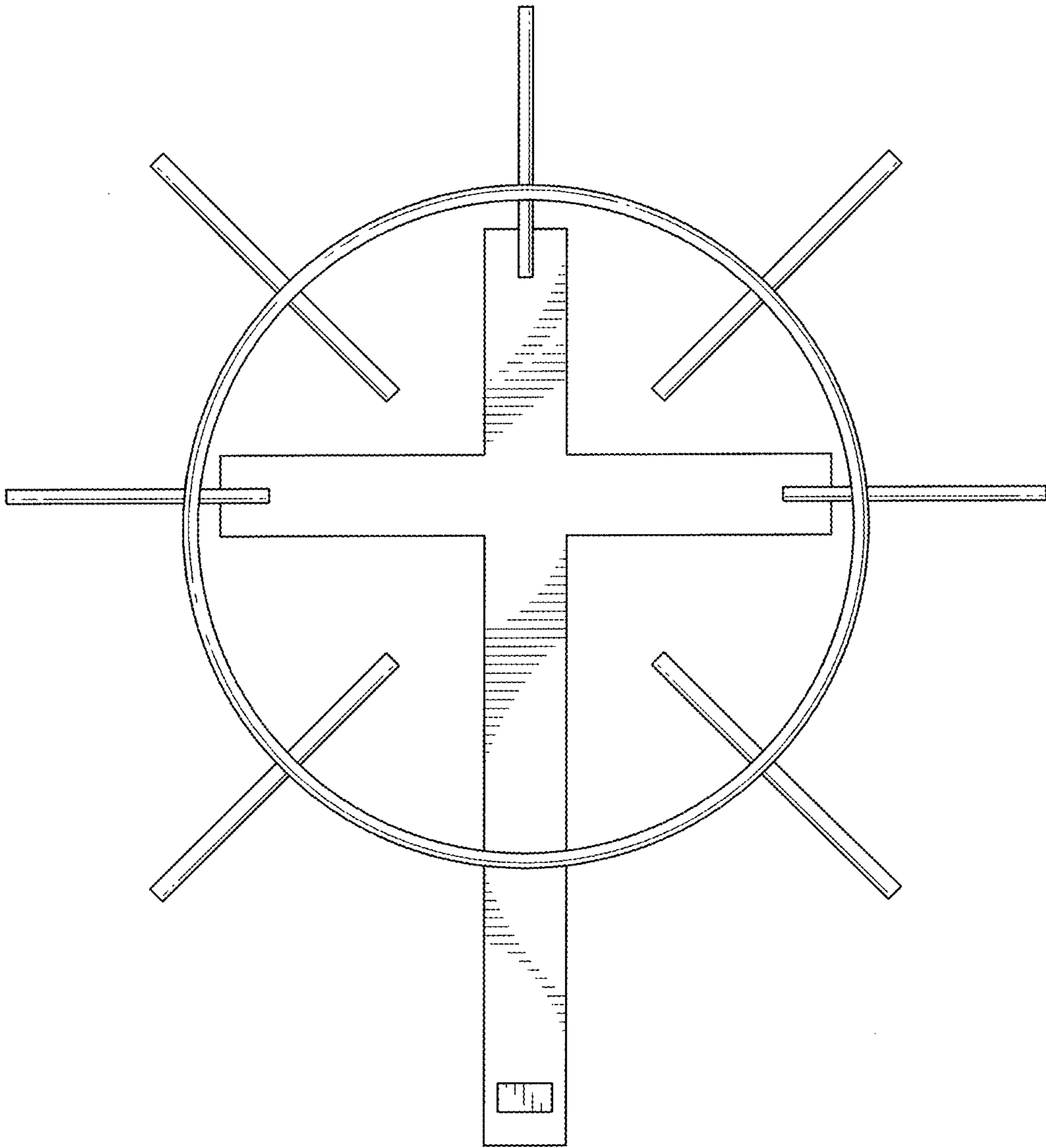
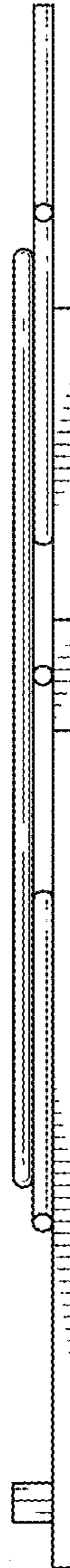


FIG. 2



**FIG. 3**



**FIG. 4**



FIG. 5



FIG. 6