



US00D773949S

(12) **United States Design Patent**
Bolger et al.

(10) **Patent No.:** **US D773,949 S**

(45) **Date of Patent:** **** Dec. 13, 2016**

(54) **FIRE ALARM**

(71) Applicant: **Sprue Safety Products Ltd.**, Coventry (GB)

(72) Inventors: **Chris Bolger**, Coventry (GB); **Peter Brigham**, Coventry (GB)

(73) Assignee: **SPRUE SAFETY PRODUCTS LTD.**, Coventry (GB)

(**) Term: **15 Years**

(21) Appl. No.: **29/544,284**

(22) Filed: **Nov. 2, 2015**

(30) **Foreign Application Priority Data**

May 1, 2015 (EM) 002693473-0006

(51) **LOC (10) Cl.** **10-05**

(52) **U.S. Cl.**
USPC **D10/106.2**

(58) **Field of Classification Search**
USPC D10/104.1, 106.1–106.8; D16/203;
340/571, 588, 628–630
CPC G08B 5/36; G08B 17/06; G08B 17/10;
G08B 5/38

See application file for complete search history.

(56) **References Cited**

U.S. PATENT DOCUMENTS

D277,465 S * 2/1985 MacDonald D10/106.1
D365,528 S * 12/1995 Shibuya D10/81

D412,677 S * 8/1999 Cottet D10/106.2
D561,058 S * 2/2008 Taylor D10/106.1
D699,140 S * 2/2014 Lopez D10/106.2
8,910,820 B2 * 12/2014 Sharpe G08B 17/10
220/481
D724,462 S * 3/2015 Bould D10/106.2
D746,711 S * 1/2016 Li D10/106.1

* cited by examiner

Primary Examiner — Sandra Morris

(74) *Attorney, Agent, or Firm* — Levenfeld Pearlstein, LLC

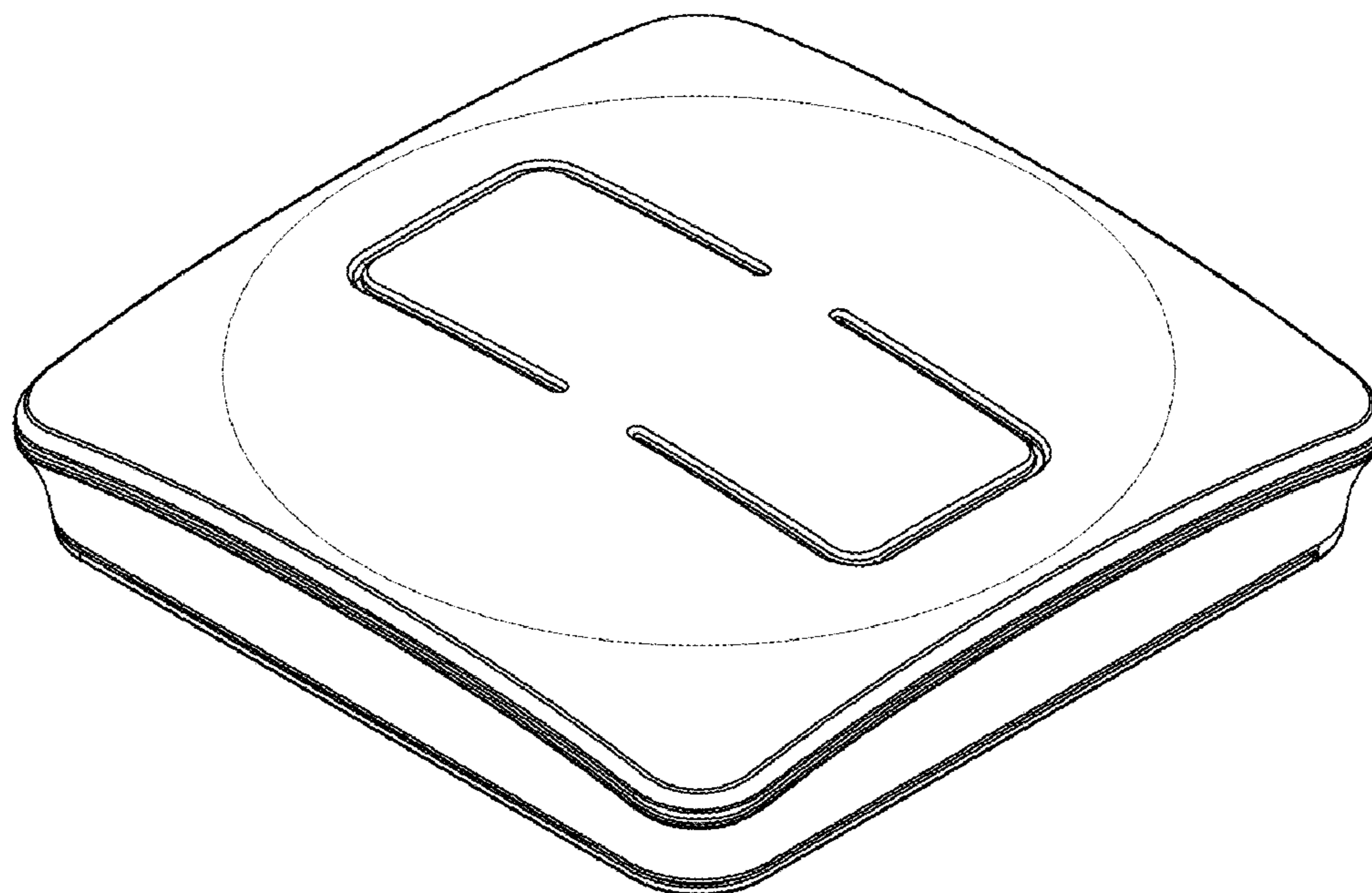
(57) **CLAIM**

The ornamental design for a fire alarm, as shown and described.

DESCRIPTION

FIG. 1 is a front perspective view of a fire alarm embodying our new design;
FIG. 2 is a front view thereof;
FIG. 3 is a rear view thereof;
FIG. 4 is a top view thereof;
FIG. 5 is a bottom view thereof;
FIG. 6 is a side view thereof, as seen from the right-hand side of FIG. 2; and,
FIG. 7 is a side view thereof, as seen from the left-hand side of FIG. 2.

1 Claim, 7 Drawing Sheets






FIG. 1

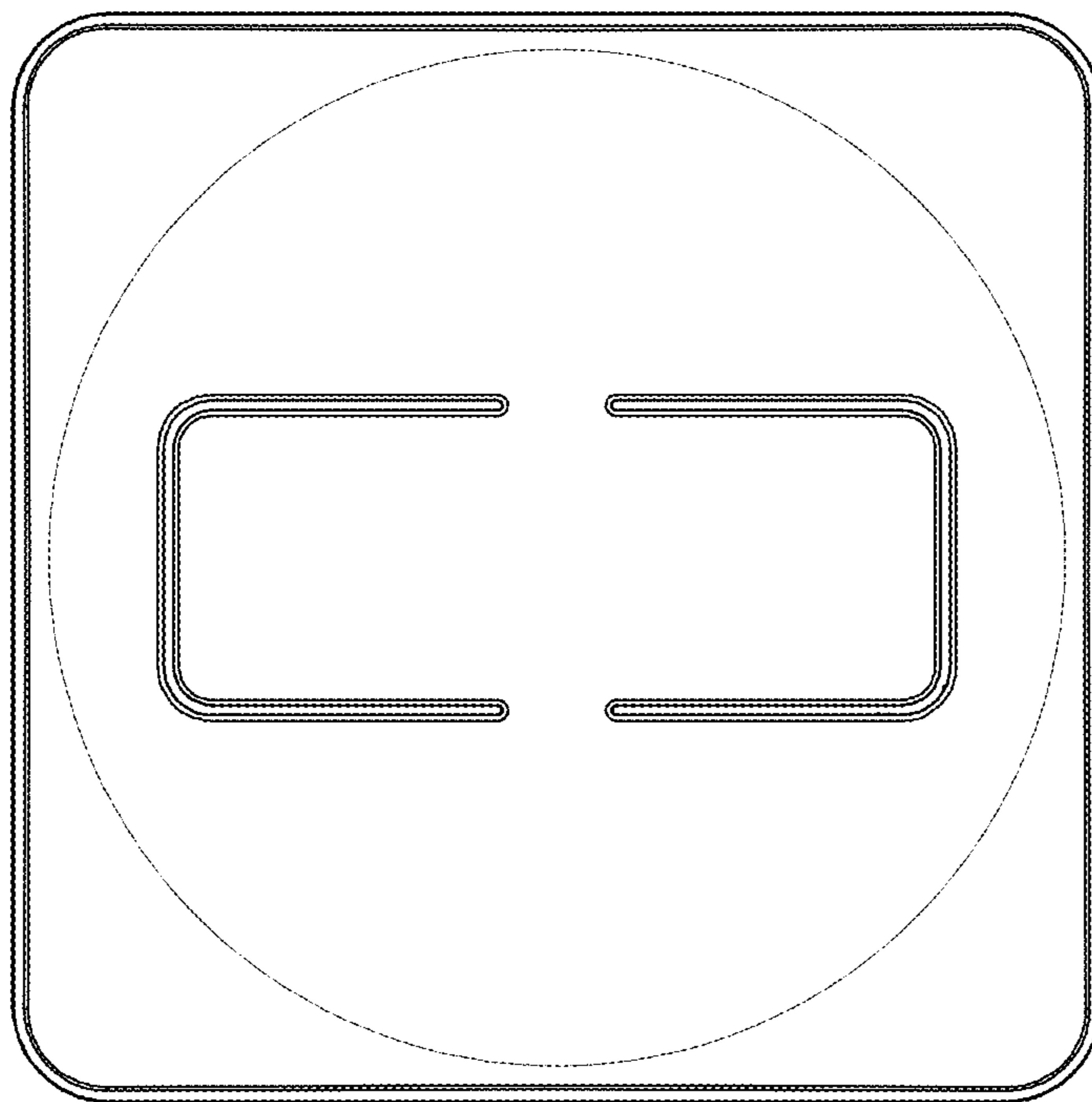


FIG. 2




FIG. 3



FIG. 4



FIG. 5

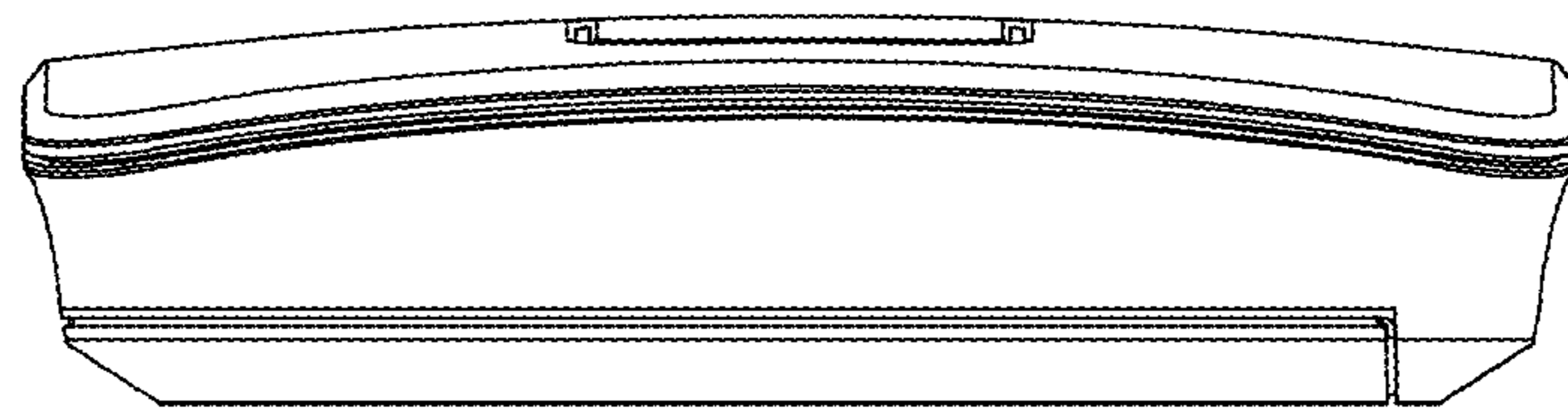


FIG. 6

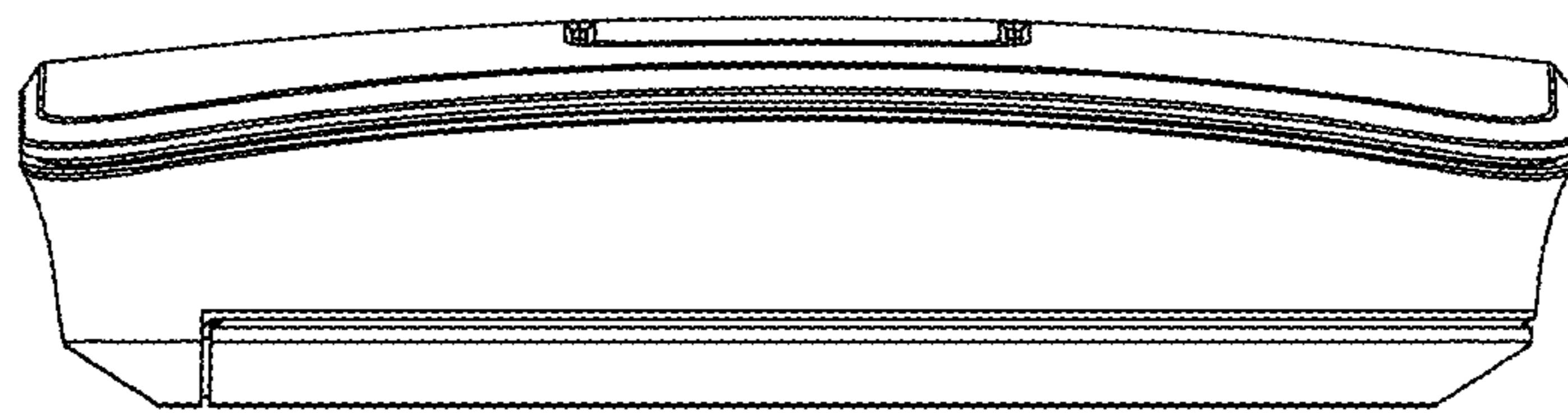


FIG. 7