



US00D773912S

(12) **United States Design Patent**  
**Gringer et al.**

(10) **Patent No.:** **US D773,912 S**

(45) **Date of Patent:** **\*\* Dec. 13, 2016**

(54) **CAULK TOOL KIT**

(71) Applicant: **ALLWAY TOOLS, INC.**, Bronx, NY (US)

(72) Inventors: **Donald Gringer**, New York, NY (US);  
**Yuan Fang Cheng**, Syosset, NY (US)

(73) Assignee: **ALLWAY TOOLS, INC.**, Bronx, NY (US)

(\*\*) Term: **15 Years**

(21) Appl. No.: **29/538,554**

(22) Filed: **Sep. 4, 2015**

(51) **LOC (10) Cl.** ..... **08-05**

(52) **U.S. Cl.**  
USPC ..... **D8/45; D8/98**

(58) **Field of Classification Search**  
USPC .... D8/14, 45, 98-99, 104, 107; D32/40, 46,  
D32/48-49; 15/105, 105.5, 235.7, 236.05,  
15/236.07, 236.09; 30/162, 169, 172,  
30/279.2

(Continued)

(56) **References Cited**

**U.S. PATENT DOCUMENTS**

656,468 A 8/1900 Mullin et al.  
693,518 A 2/1902 Hamilton

(Continued)

**FOREIGN PATENT DOCUMENTS**

DE 3420639 A1 12/1985  
GB 2111575 A 7/1983  
WO 00/06347 2/2000

**OTHER PUBLICATIONS**

Homax 2-pc Caulking Tools. Downloaded Feb. 17, 2016 from  
<http://www.amazon.com/Homax-5860-2-Piece-Caulking-Smoother/dp/B000H5VX2W>.\*

(Continued)

*Primary Examiner* — Philip S Hyder  
*Assistant Examiner* — Roselynn Cody

(74) *Attorney, Agent, or Firm* — Gottlieb, Rackman & Reisman P.C.

(57) **CLAIM**

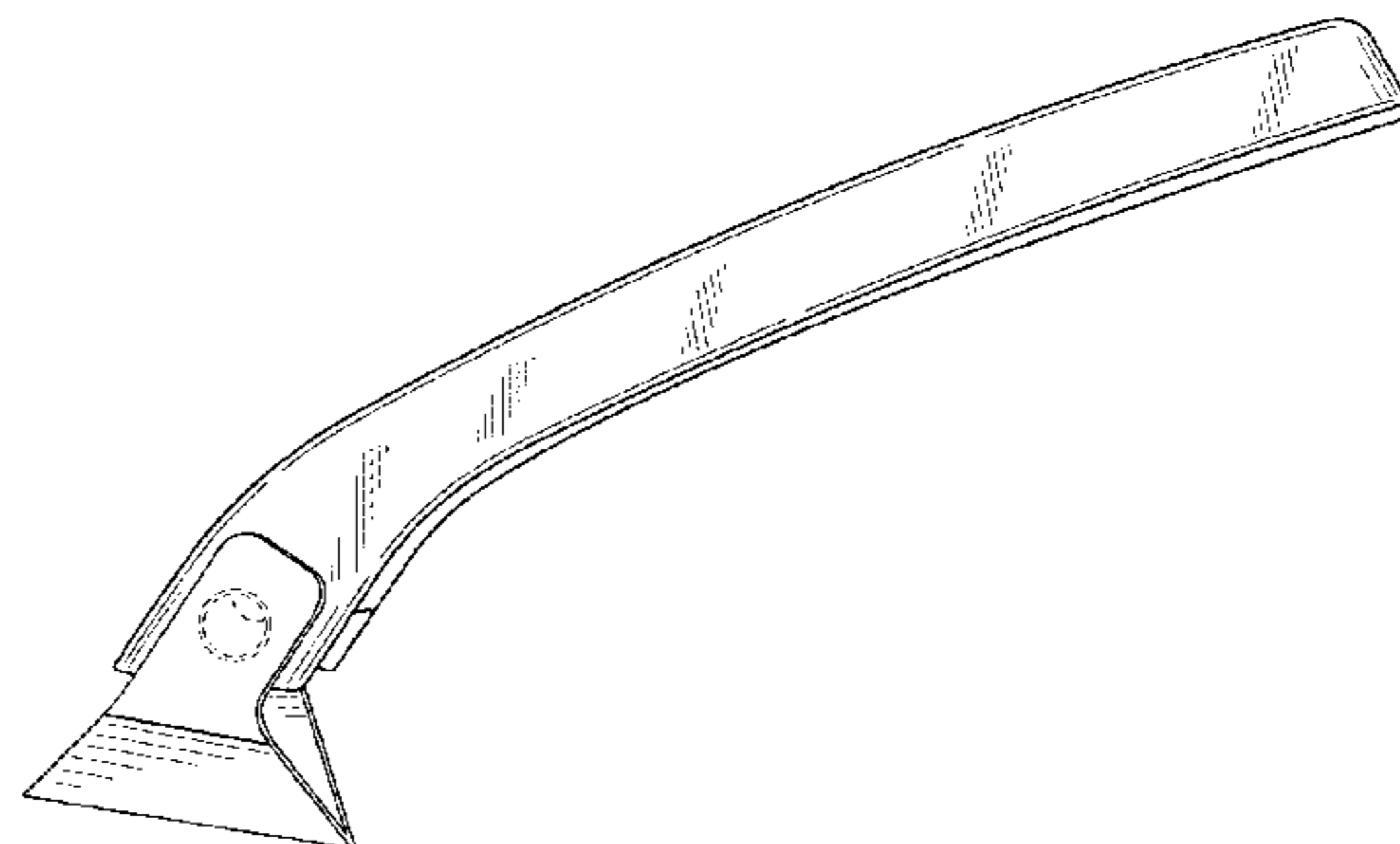
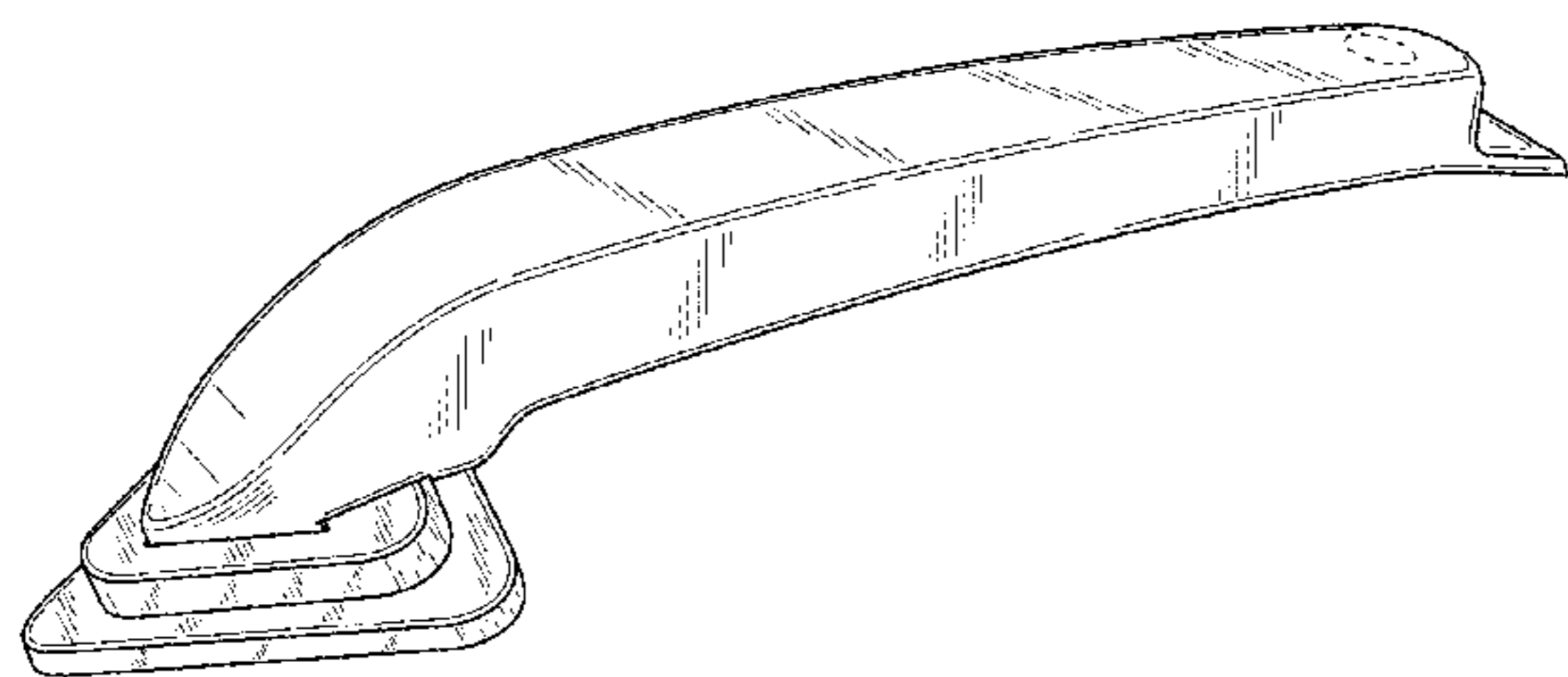
The ornamental design for the caulk tool kit, as shown and described.

**DESCRIPTION**

FIG. 1 is a perspective view of a first embodiment of a first tool of our new design for caulk tool kit;  
FIG. 2 is a top view of the first tool thereof;  
FIG. 3 is a bottom view of the first tool thereof;  
FIG. 4 is a left side view of the first tool thereof;  
FIG. 5 is a right side view of the first tool thereof;  
FIG. 6 is a front view of the first tool thereof;  
FIG. 7 is a rear view of the first tool thereof;  
FIG. 8 is a perspective view of a first embodiment of a second tool of our new design for caulk tool kit;  
FIG. 9 is a top view of the second tool thereof;  
FIG. 10 is a bottom view of the second tool thereof;  
FIG. 11 is a left side view of the second tool thereof;  
FIG. 12 is a right side view of the second tool thereof;  
FIG. 13 is a front view of the second tool thereof;  
FIG. 14 is a rear view of the second tool thereof;  
FIG. 15 is a perspective view of a second embodiment of the caulk tool kit showing the first tool and the second tool in a packaged state;  
FIG. 16 is a front view thereof;  
FIG. 17 is a rear view thereof;  
FIG. 18 is a right side view thereof;  
FIG. 19 is a left side view thereof;  
FIG. 20 is a top view thereof; and,  
FIG. 21 is a bottom view thereof.

The broken lines shown in the figures are for illustrative purposes only and form no part of the claimed design.

**1 Claim, 11 Drawing Sheets**



(58) **Field of Classification Search**  
 CPC ..... B26B 3/08; B28D 1/183; B28D 1/228;  
 B44D 3/162; E04F 21/0084; E04F  
 21/165; E04F 21/1655; E04F 21/32  
 See application file for complete search history.

(56) **References Cited**

U.S. PATENT DOCUMENTS

736,741	A	8/1903	Klemm	
952,746	A	3/1910	Lane	
1,068,683	A	7/1913	Malek	
1,463,745	A	7/1923	Layne	
1,584,021	A	5/1926	Melvin	
2,119,045	A	5/1938	Deitrich	
2,286,190	A	6/1942	Abrahamsen	
2,336,284	A	12/1943	Nelson	
2,783,537	A	3/1957	Gringer	
2,846,764	A	8/1958	Hyneman	
3,018,499	A	1/1962	Levy	
3,162,947	A	12/1964	Gringer	
3,250,000	A	5/1966	Schumman	
3,667,122	A	6/1972	Black	
3,688,401	A	9/1972	Hartman	
3,892,039	A *	7/1975	Fisher	B26B 3/08 172/13
D240,699	S	7/1976	Gerson	
D267,826	S	2/1983	Gringer	
D274,952	S	7/1984	Gringer	
D274,953	S	7/1984	Gringer	
4,558,517	A	12/1985	Gringer	
D282,881	S	3/1986	Gringer	
5,056,226	A	10/1991	Gringer	
D326,546	S	5/1992	Gringer	
D332,901	S *	2/1993	Campbell	D8/45
D346,319	S	4/1994	Lavallee et al.	
RE34,979	E	6/1995	Gringer	
5,433,004	A	7/1995	Thompson et al.	
D364,252	S	11/1995	Henke	
5,528,832	A	6/1996	Schmidt	
5,675,860	A *	10/1997	Campbell	E04F 21/165 15/235.7
D420,882	S *	2/2000	Majolo	D32/46
6,035,536	A	3/2000	Dewberry	
D439,128	S *	3/2001	Wass	D8/98

6,219,878	B1	4/2001	Dewberry	
D453,251	S	1/2002	Gringer et al.	
D463,639	S	9/2002	Panfili et al.	
D467,395	S	12/2002	McCool	
D468,989	S	1/2003	Gringer et al.	
6,530,098	B1	3/2003	Gringer et al.	
6,568,087	B1	5/2003	Gringer	
6,578,229	B1 *	6/2003	Dziallas	E04F 21/32 15/235.3
D479,374	S	9/2003	Gringer et al.	
D479,375	S	9/2003	Gringer et al.	
D489,851	S	5/2004	Jones et al.	
6,732,395	B2	5/2004	Gringer	
6,964,100	B1	11/2005	Musland et al.	
D516,263	S	2/2006	Gringer et al.	
D537,591	S	2/2007	Gringer et al.	
D584,870	S *	1/2009	Arvinte	D32/46
D605,911	S *	12/2009	Lian	D8/14
D606,375	S *	12/2009	Divita	D8/45
D629,985	S *	12/2010	Lee	D32/51
D634,088	S *	3/2011	Tanaka	D32/48
D634,600	S *	3/2011	Gringer	D8/14
D636,247	S *	4/2011	Konopka	D8/14
7,950,099	B1 *	5/2011	Hanson	E04F 21/165 15/105
D674,675	S *	1/2013	Nash	D8/45
2003/0110570	A1	6/2003	Gringer	
2003/0110641	A1	6/2003	Gringer	
2006/0080843	A1	4/2006	Gringer et al.	
2010/0162509	A1 *	7/2010	Liao	E04F 21/165 15/235.7
2010/0162573	A1 *	7/2010	Liao	E04F 21/165 30/169
2014/0068950	A1 *	3/2014	Taylor	B28D 1/183 30/172
2015/0330091	A1 *	11/2015	Liao	E04F 21/165 15/105.5

OTHER PUBLICATIONS

Allway Tools, Soft Grip Tools for Hard Hat Jobs, Product Catalog, 2014.  
 Tile Installation Tools, Ace Industrial, (Ningbo) Co., Ltd, 2005.  
 Stanley Hand Tools, www.stanleytools.com., 2002-2005.

\* cited by examiner

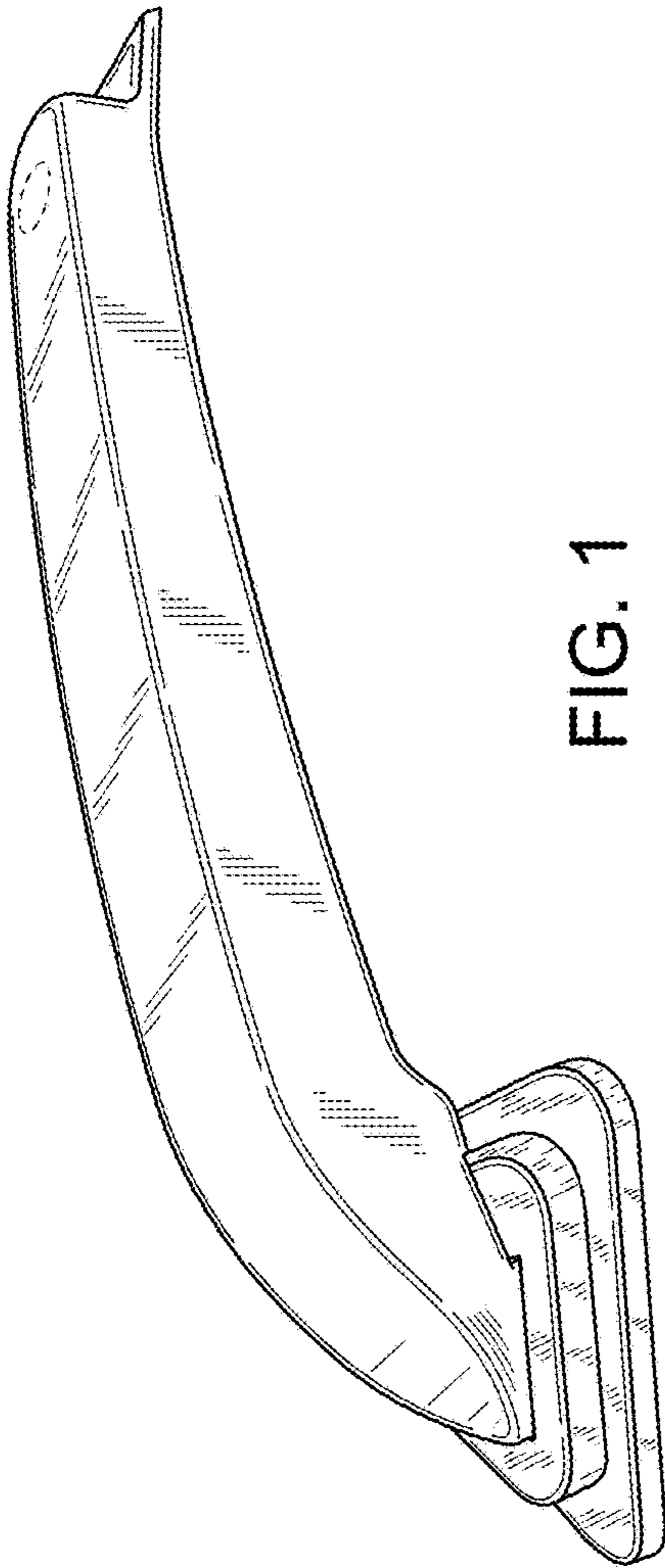


FIG. 1

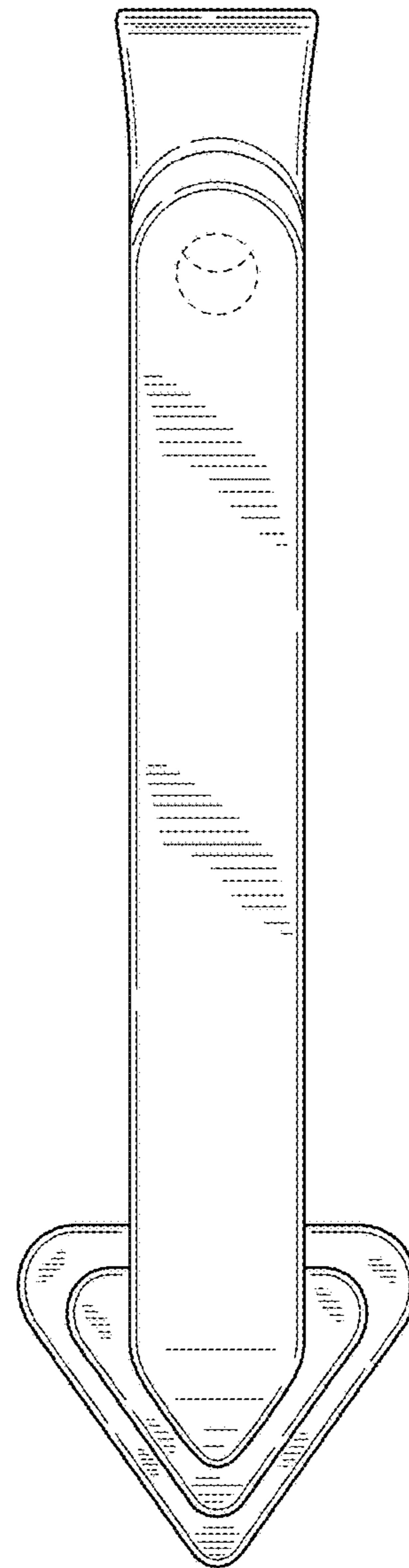


FIG. 2



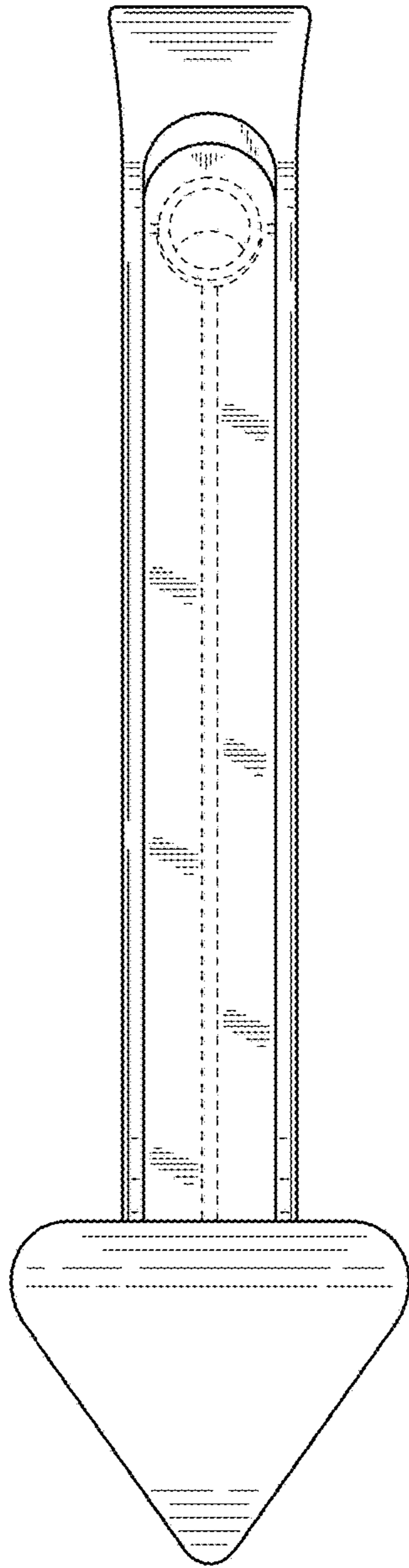


FIG. 3

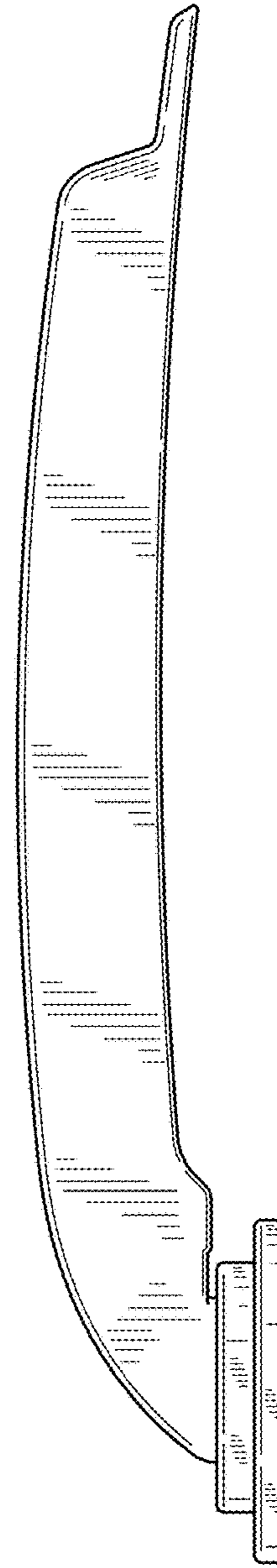


FIG. 4

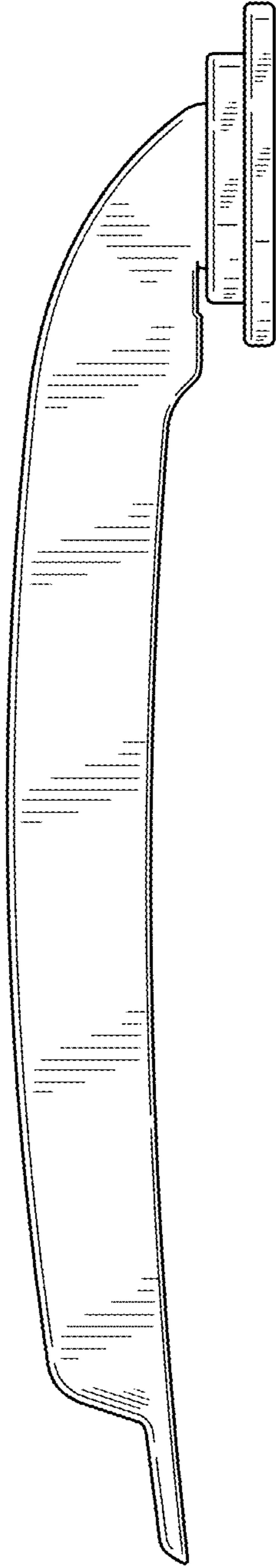


FIG. 5

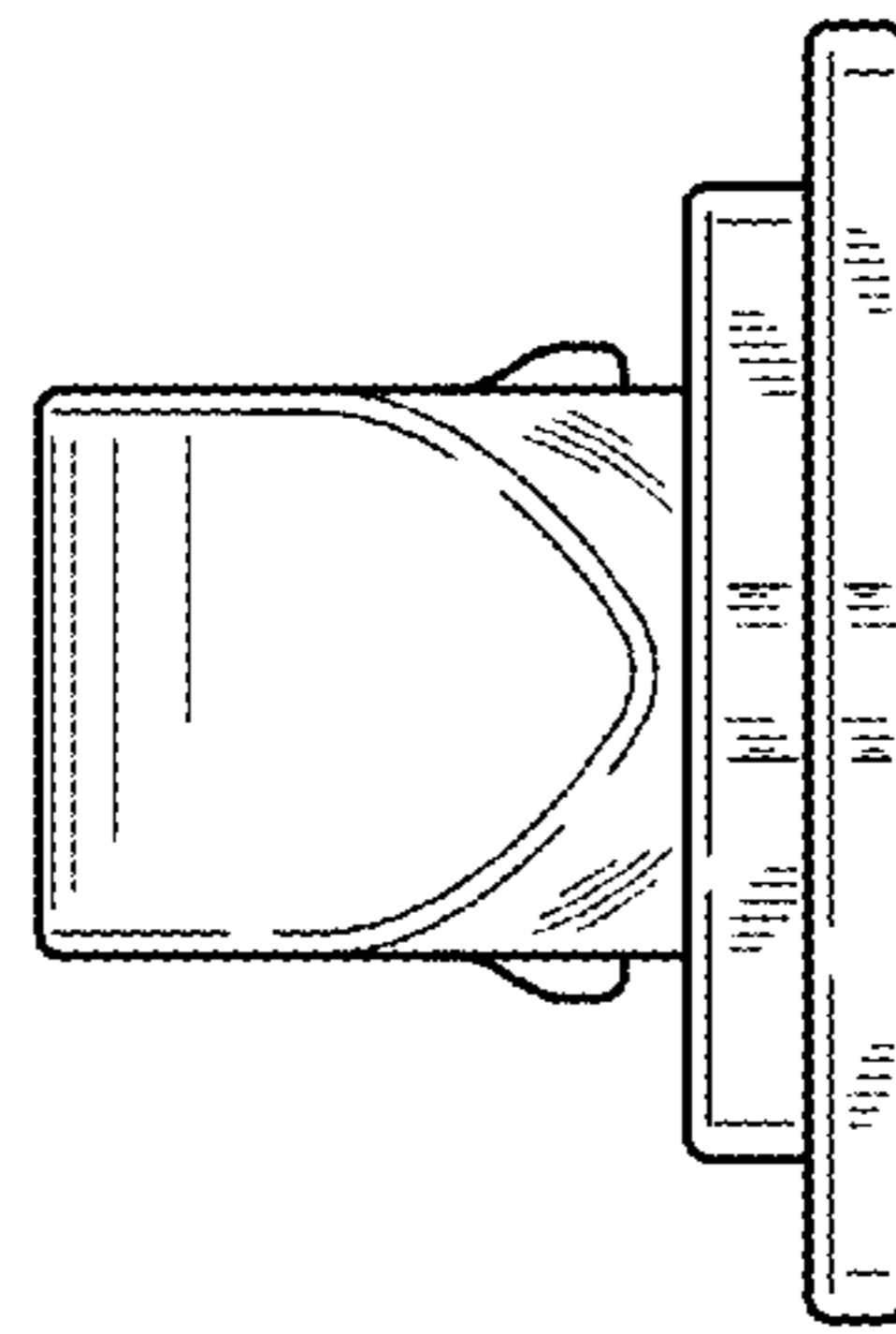


FIG. 6

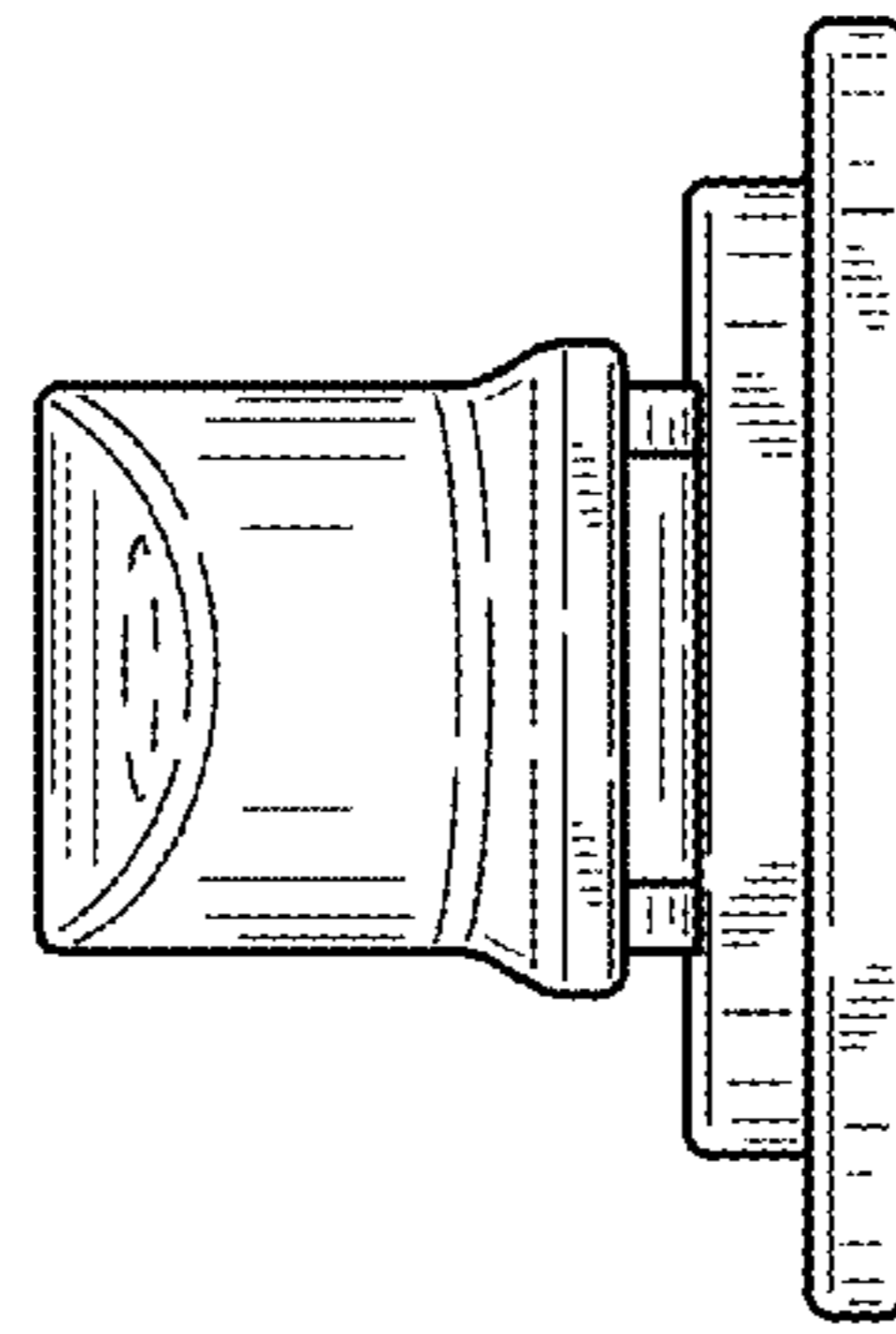


FIG. 7

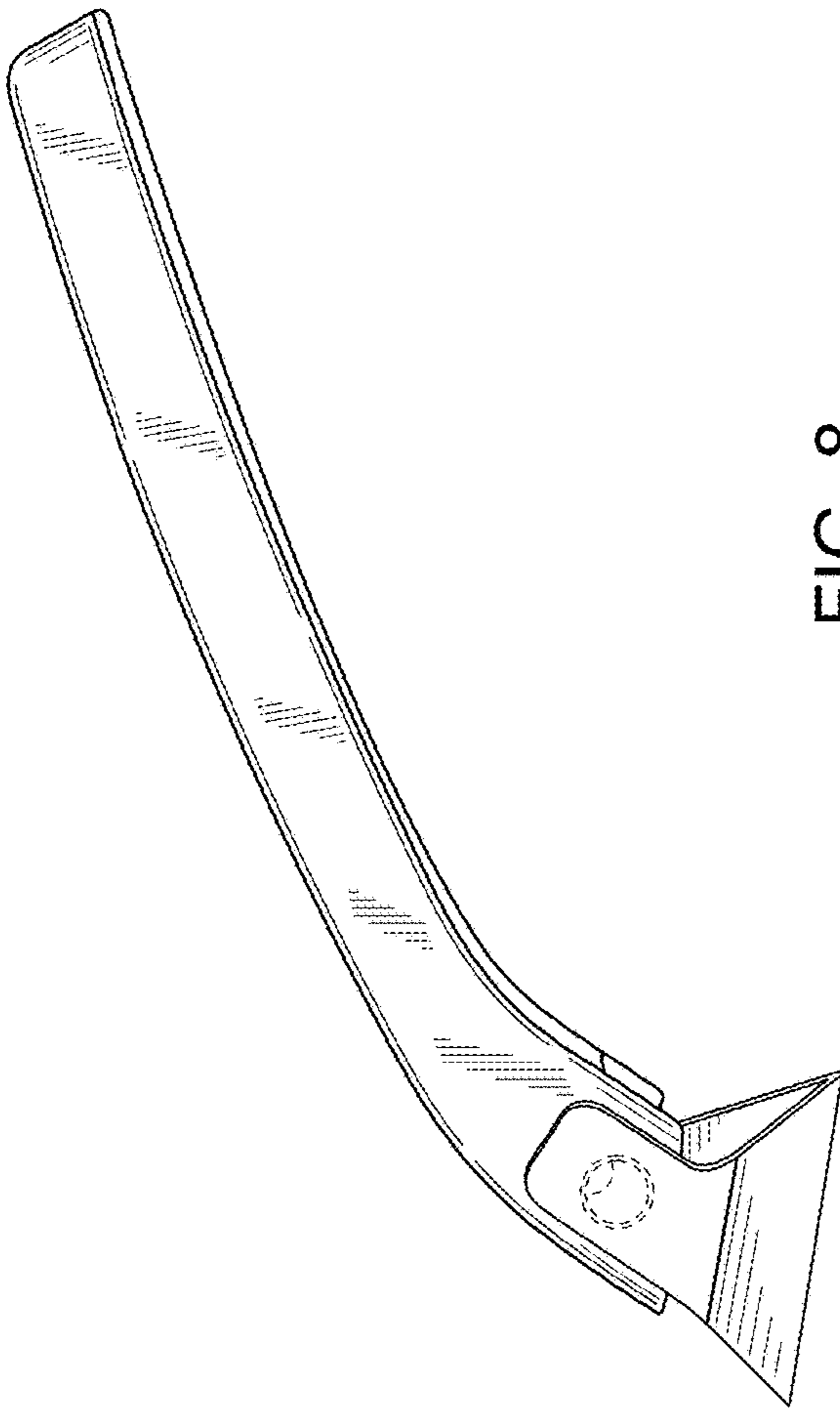


FIG. 8




FIG. 9

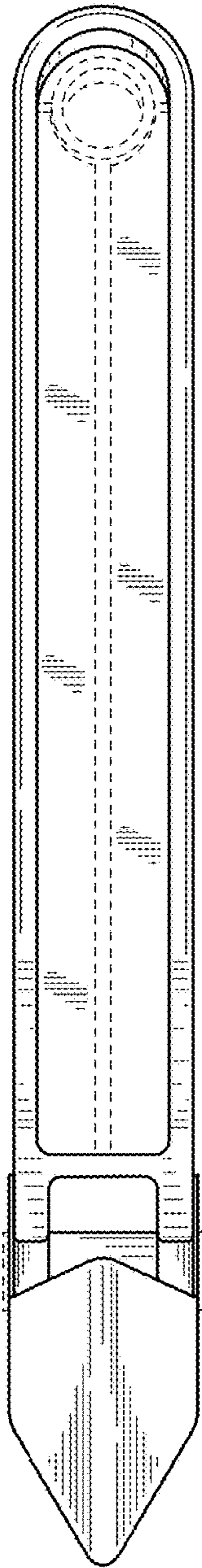


FIG. 10

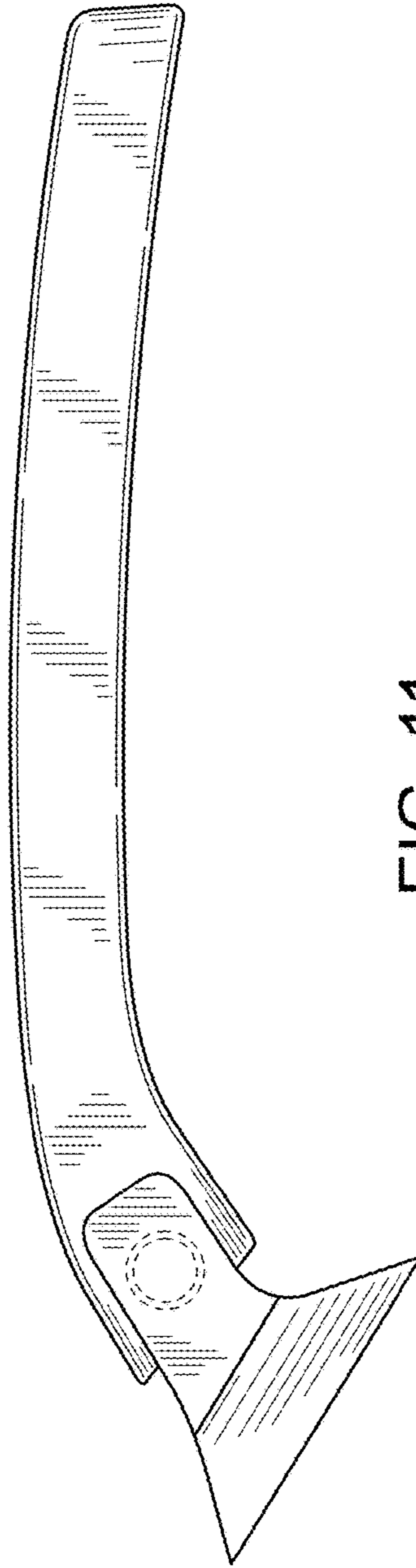


FIG. 11



FIG. 12

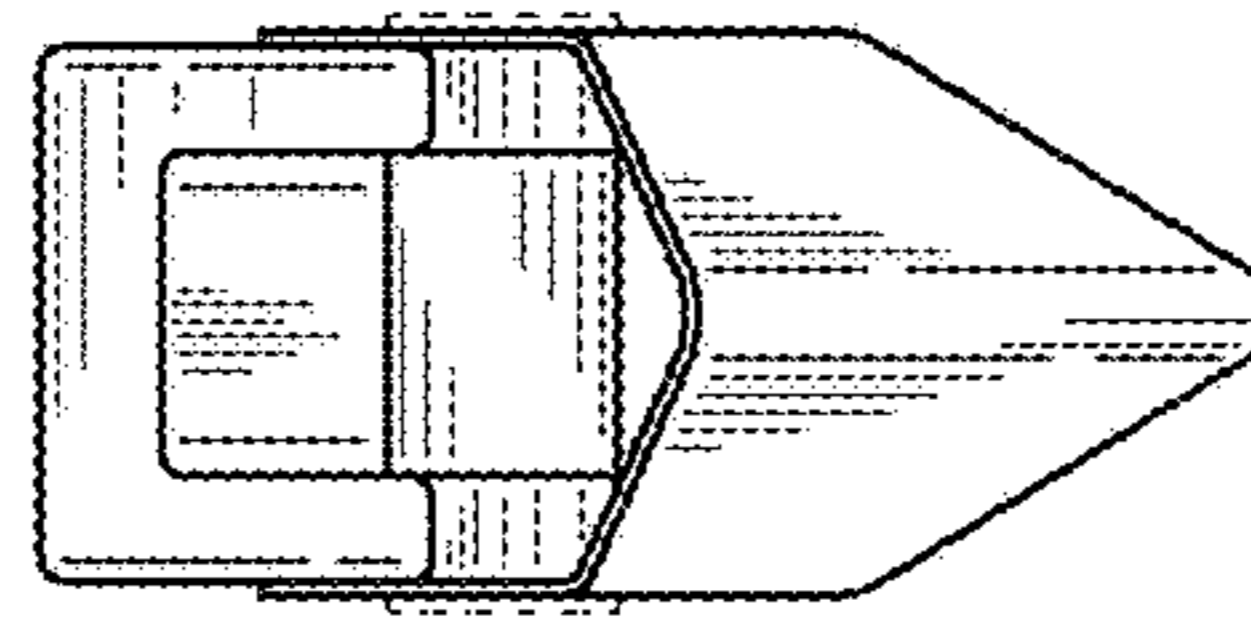


FIG. 13

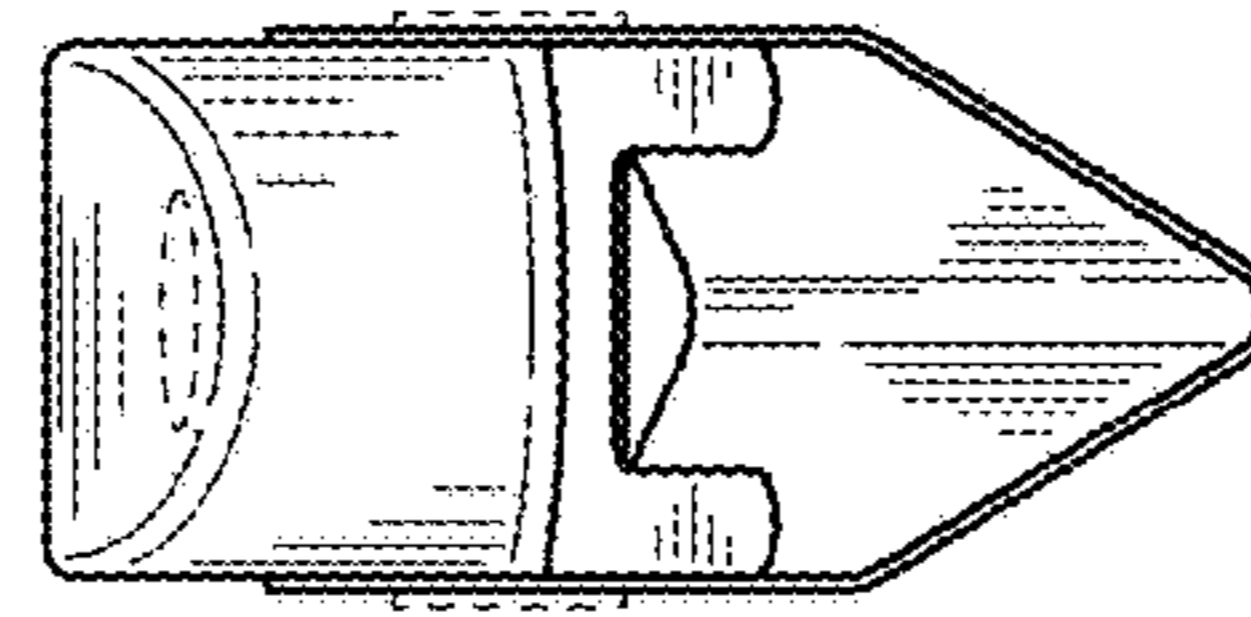


FIG. 14



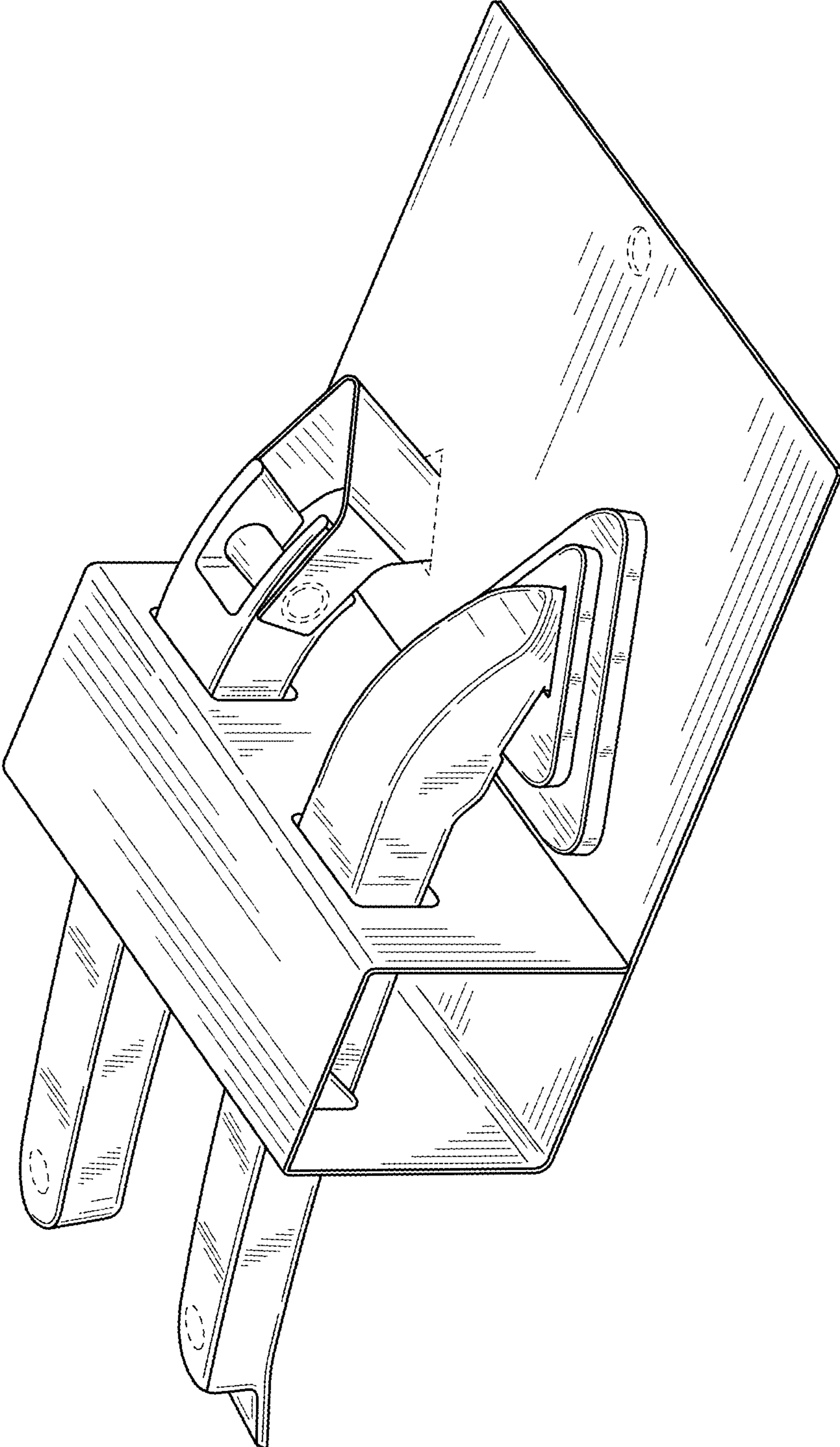


FIG. 15

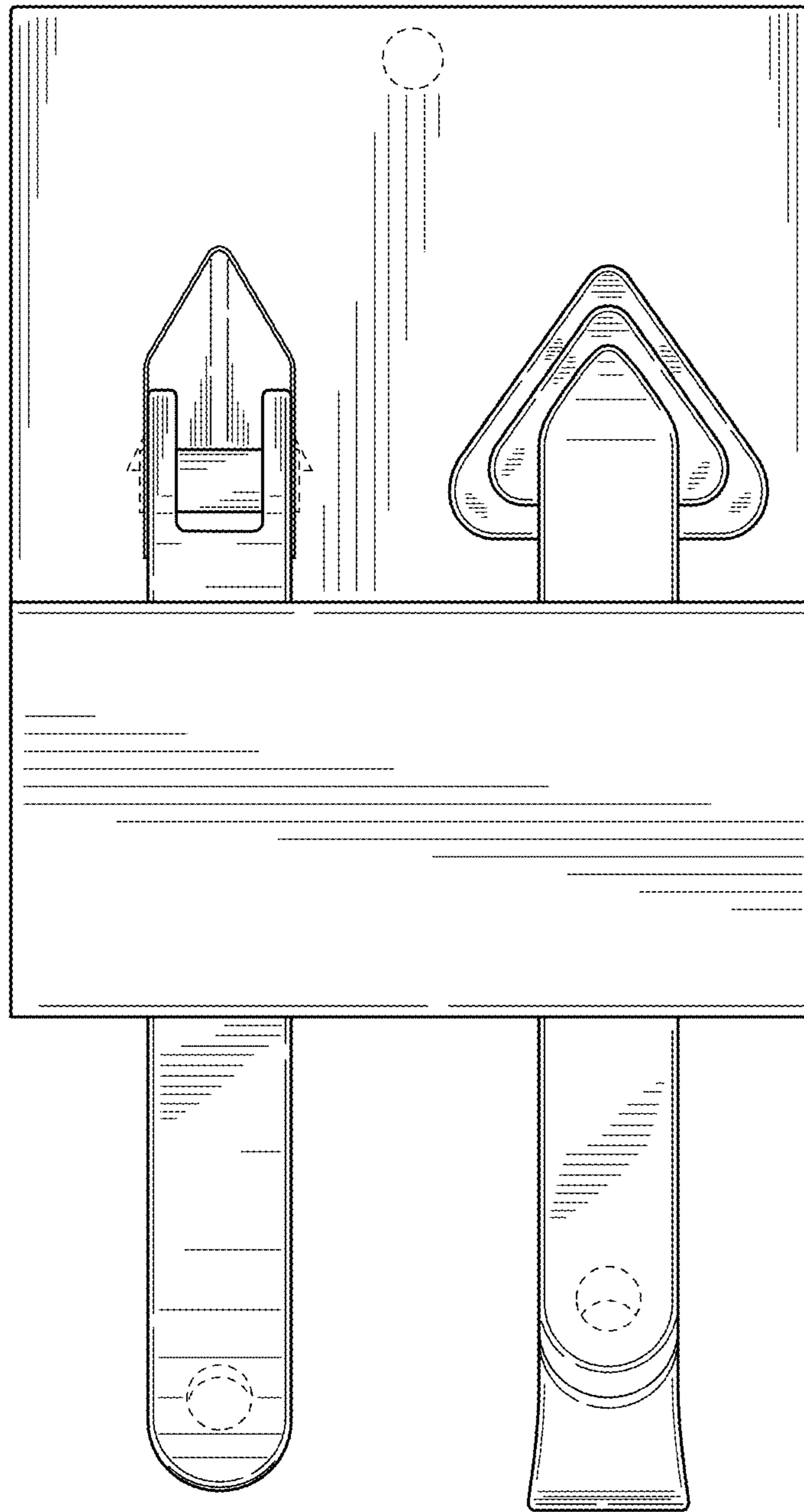


FIG. 16

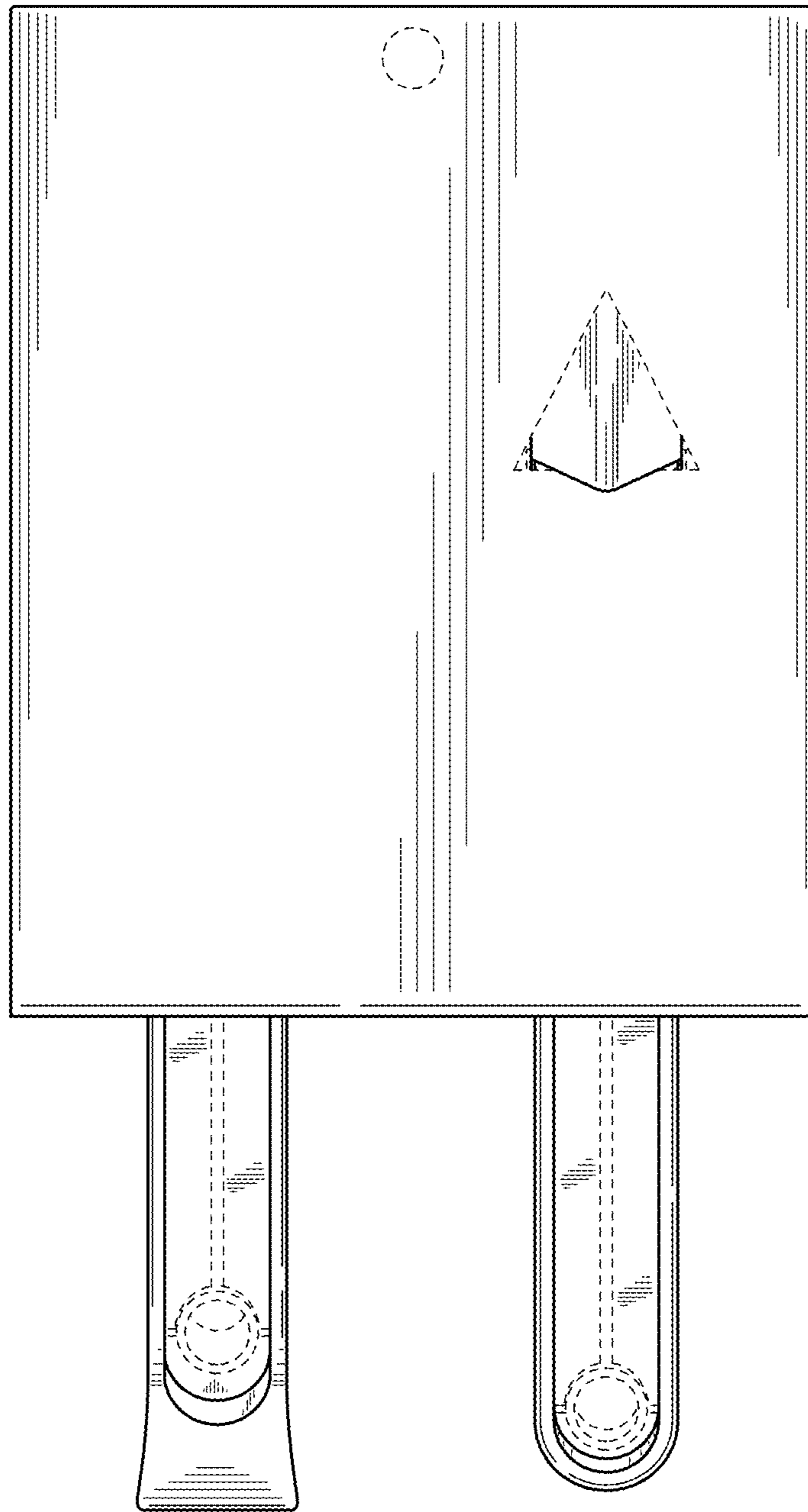


FIG. 17

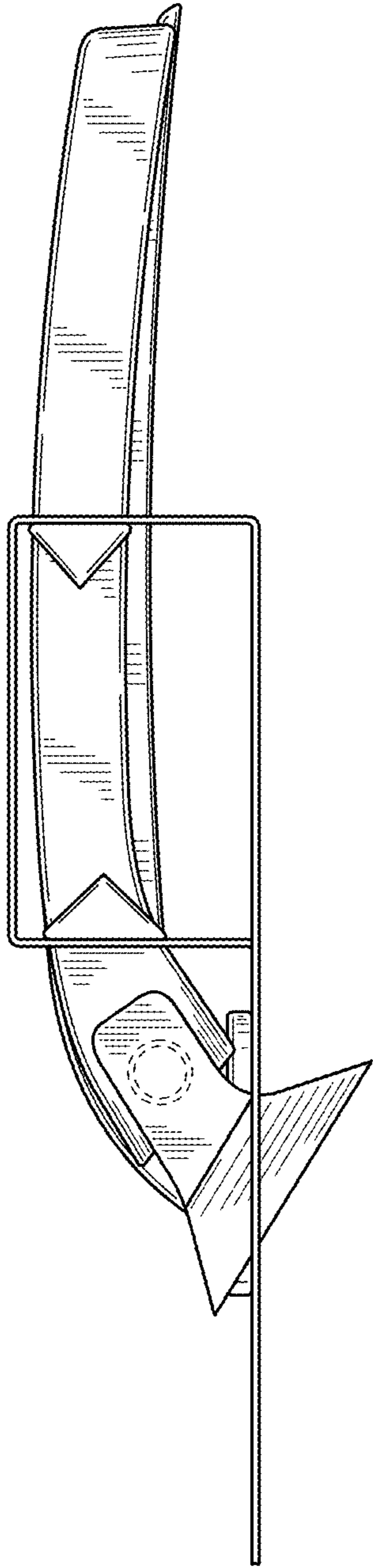


FIG. 18

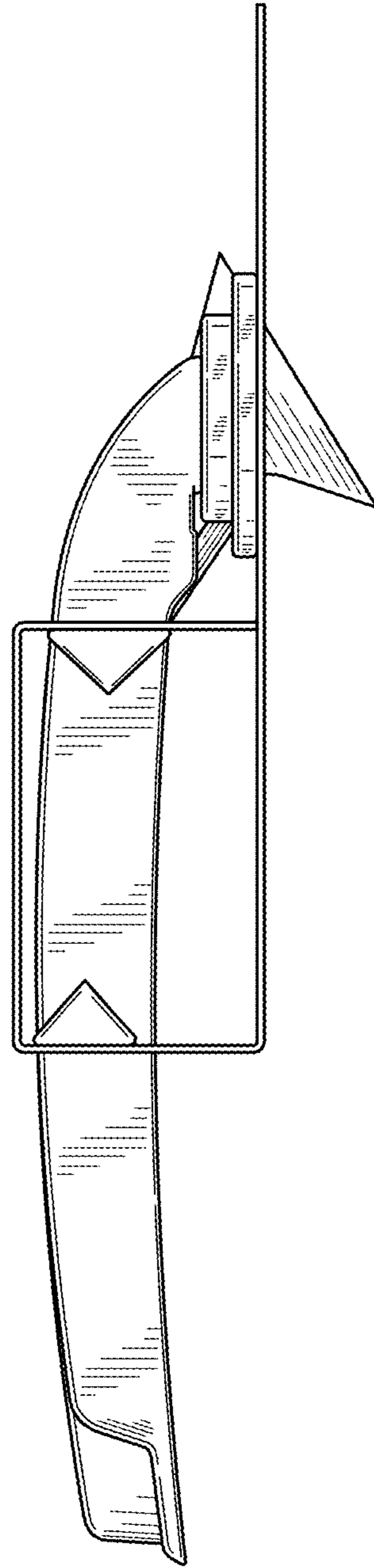


FIG. 19

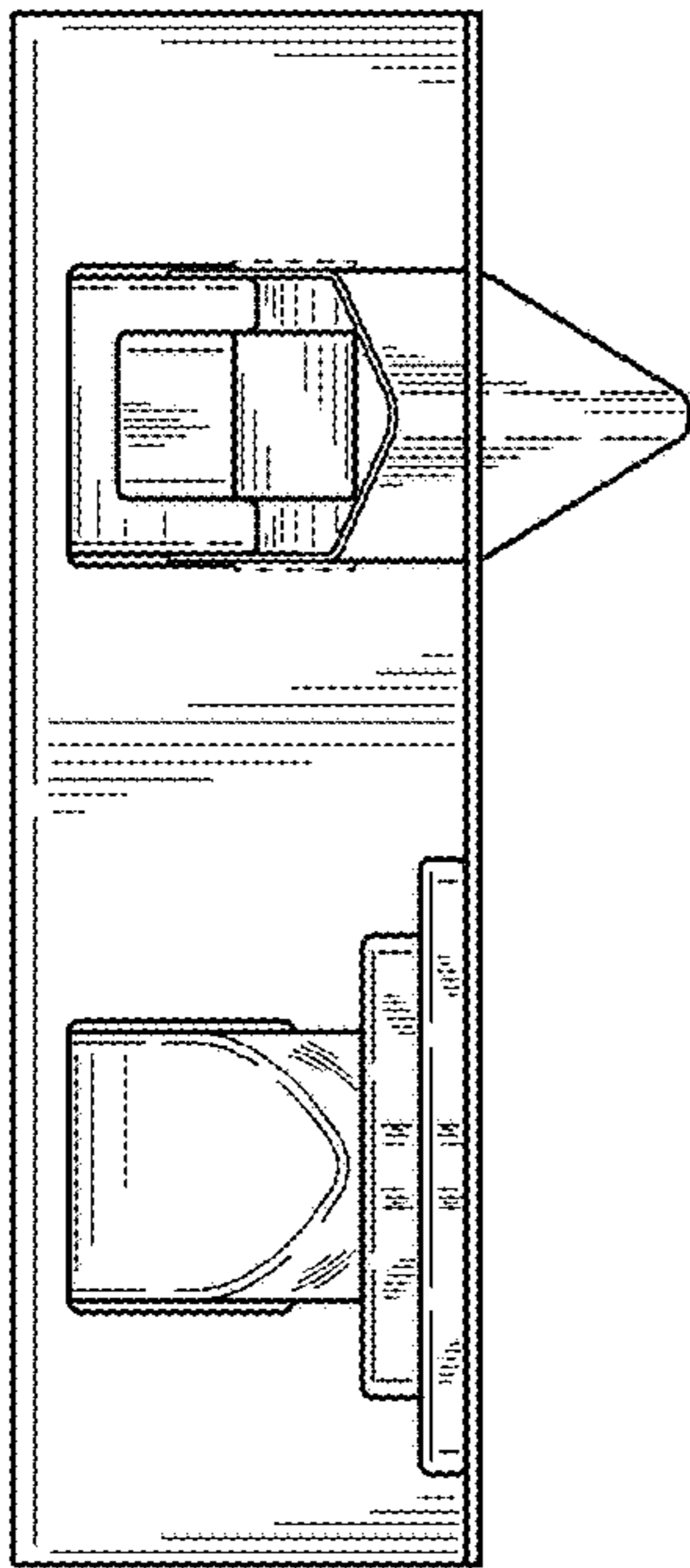


FIG. 20

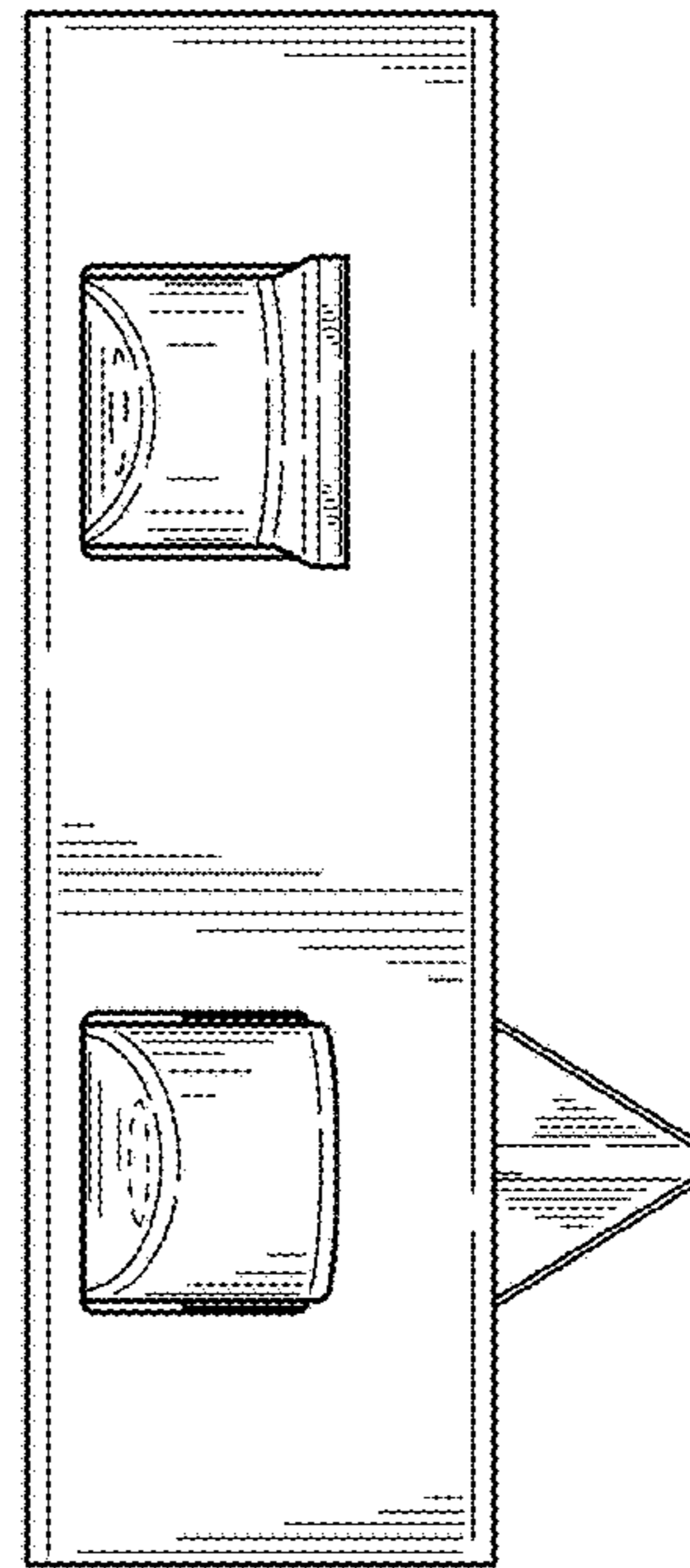


FIG. 21