



US00D773891S

(12) **United States Design Patent**
Liu

(10) **Patent No.:** **US D773,891 S**

(45) **Date of Patent:** **** Dec. 13, 2016**

(54) **KNIFE HANDLE**

(71) Applicant: **Yunxing Liu**, Irvine, CA (US)

(72) Inventor: **Yunxing Liu**, Irvine, CA (US)

(**) Term: **15 Years**

(21) Appl. No.: **29/541,550**

(22) Filed: **Oct. 5, 2015**

(51) **LOC (10) Cl.** **07-03**

(52) **U.S. Cl.**
USPC **D7/401.2; D7/649**

(58) **Field of Classification Search**
USPC D7/393-395, 401.2, 642-652, 693,
D7/695-696; D8/93, 97-100, 107, 300,
D8/321; D22/117-118
CPC A01B 1/20; A01B 1/22; A22C 25/006;
A47G 21/06; A47G 21/065; A47J 17/02;
A61B 17/3211; A61B 17/3213; B21D
53/64; B25G 1/00; B25G 3/26; B25G
3/36; B26B 1/00; B26B 1/08; B26B 1/10;
B26B 3/00; B26B 3/02; B26B
3/03; B26B 3/04; B26B 3/06; B26B 5/00;
B26B 5/001; B26B 5/007; B26B
7/00; B26B 7/005; B26B 9/00; B26B
9/02; B26B 11/00; B26B 11/006; B26B
17/00; B26B 17/006; B26B 29/02
See application file for complete search history.

(56) **References Cited**

U.S. PATENT DOCUMENTS

- D624,369 S * 9/2010 Gerlach D7/649
- D649,411 S * 11/2011 Lo D7/649
- D649,840 S * 12/2011 Lo D7/649
- D649,841 S * 12/2011 Lo D7/649
- D661,554 S * 6/2012 Thomkins D7/401.2
- D688,913 S * 9/2013 Lo D7/401.2
- D697,377 S * 1/2014 Wandrup D7/649

- D698,615 S * 2/2014 Wandrup D7/649
- D704,009 S * 5/2014 Wandrup D7/642
- D708,476 S * 7/2014 Wandrup D7/401.2
- D708,488 S * 7/2014 Wandrup D7/401.2

(Continued)

Primary Examiner — Ricky Pham

(57) **CLAIM**

The ornamental design for a knife handle, as shown and described.

DESCRIPTION

FIG. 1 is a left-side perspective view of the knife handle and bolster, the right-side being a mirror image, the knife blade forming no part of the claimed design. The broken lines shown in the drawings are for illustrative purposes only and form no part of the claimed design.

FIG. 2. is a left-side view of the knife handle and bolster, the right-side being a mirror image, the knife blade forming no part of the claimed design. The broken lines shown in the drawings are for illustrative purposes only and form no part of the claimed design.

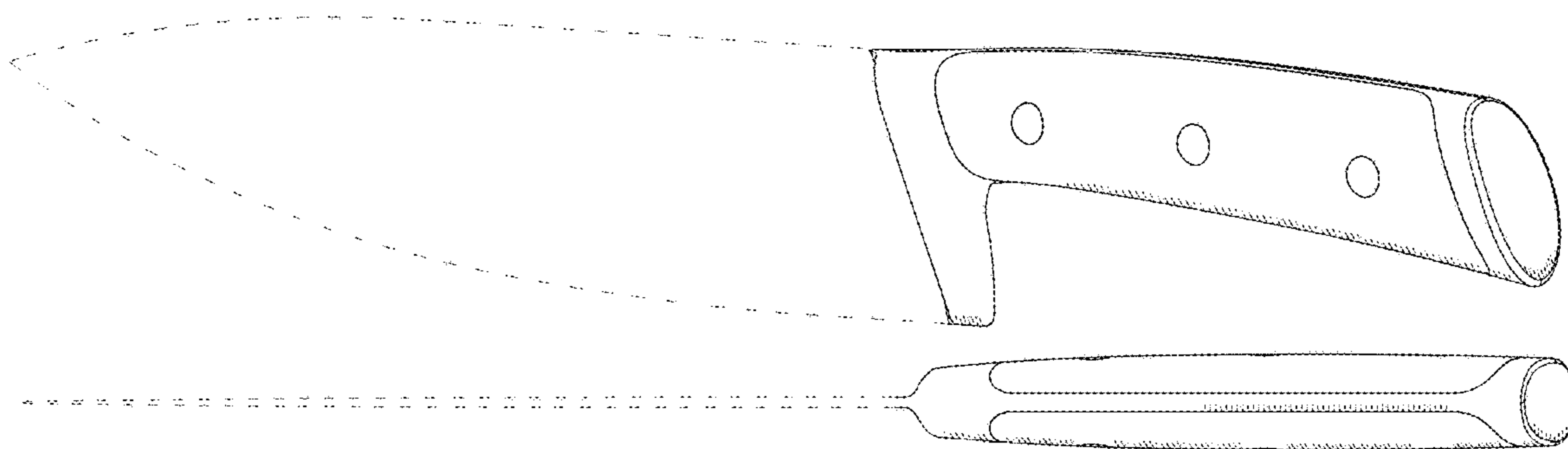
FIG. 3 is a top view of the knife handle and bolster, the knife blade forming no part of the claimed design. The broken lines shown in the drawings are for illustrative purposes only and form no part of the claimed design.

FIG. 4 is a bottom view of the knife handle and bolster, the knife blade forming no part of the claimed design. The broken lines shown in the drawings are for illustrative purposes only and form no part of the claimed design.

FIG. 5. is a rear view of the knife handle and bolster, the knife blade forming no part of the claimed design; and,

FIG. 6 is a front view of the knife handle and bolster, the knife blade forming no part of the claimed design. The broken lines shown in the drawings are for illustrative purposes only and form no part of the claimed design.

1 Claim, 3 Drawing Sheets



(56)

References Cited

U.S. PATENT DOCUMENTS

D710,158 S * 8/2014 Berger D7/401.2
D730,117 S * 5/2015 Hiltenbrand D7/401.2

* cited by examiner

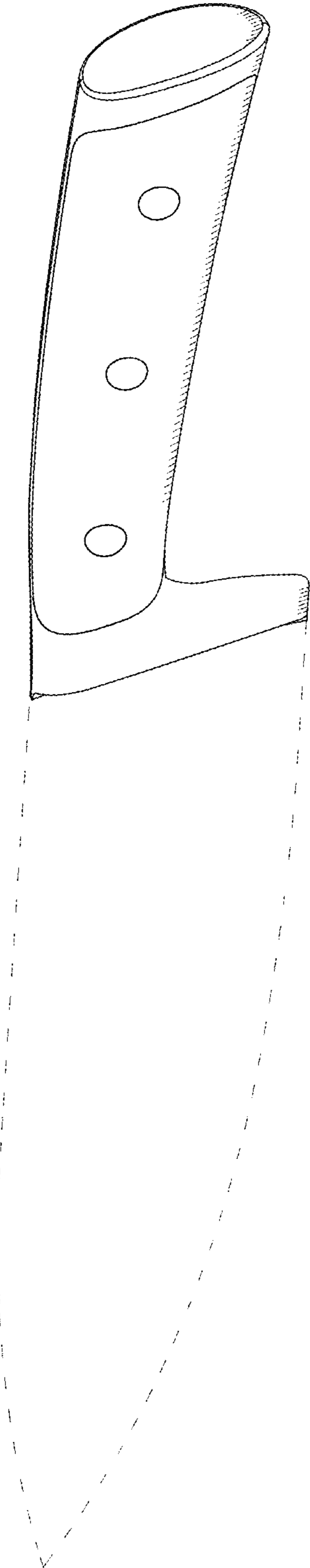


Fig. 1

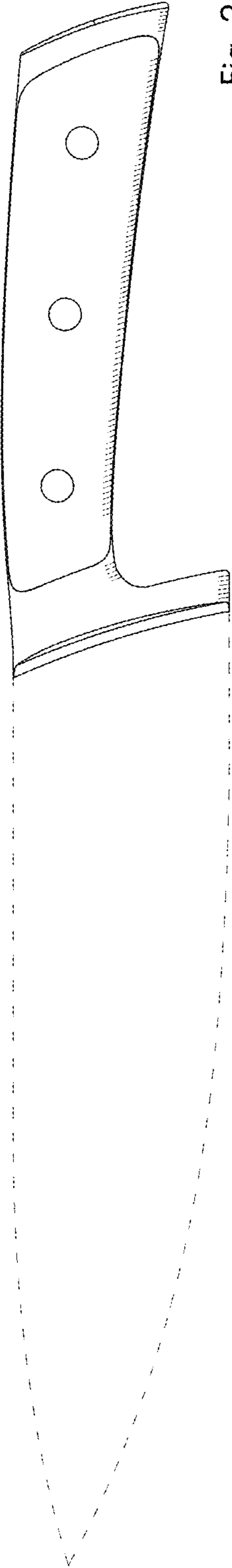


Fig. 2




Fig. 3




Fig. 4

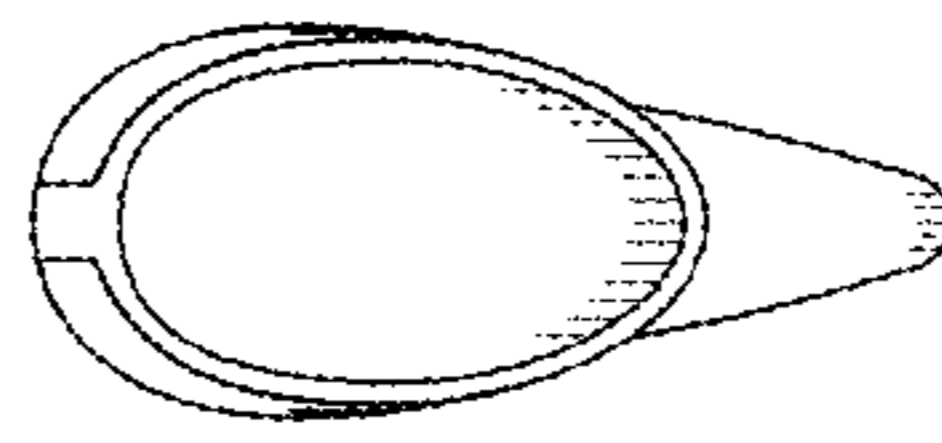


Fig. 5

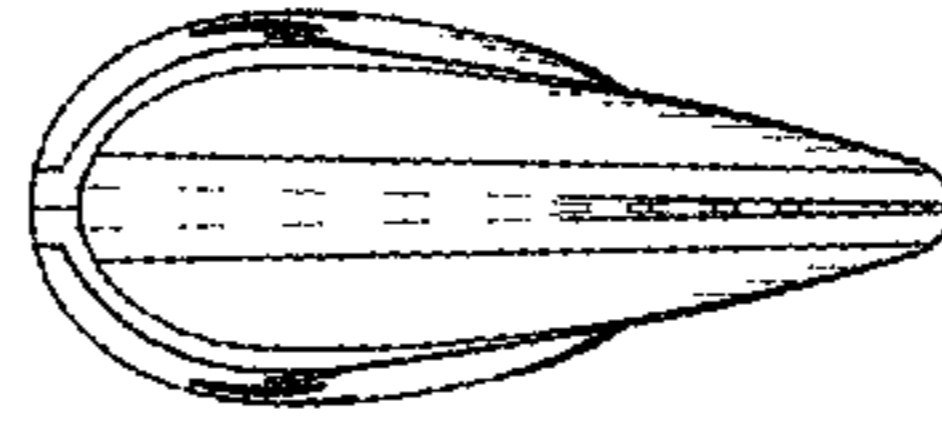


Fig. 6