



US00D773888S

(12) **United States Design Patent** (10) **Patent No.:** **US D773,888 S**  
**Liu** (45) **Date of Patent:** **\*\* Dec. 13, 2016**

(54) **KNIFE HANDLE**

(71) Applicant: **Yunxing Liu**, Irvine, CA (US)

(72) Inventor: **Yunxing Liu**, Irvine, CA (US)

(\*\*) Term: **15 Years**

(21) Appl. No.: **29/538,203**

(22) Filed: **Sep. 1, 2015**

(51) **LOC (10) Cl.** ..... **07-03**

(52) **U.S. Cl.**

USPC ..... **D7/401.2**; D7/649

(58) **Field of Classification Search**

USPC ..... D7/393-395, 401.2, 642-652, 693,  
D7/695-696; D8/93, 97-100, 107, 300,  
D8/321; D22/117-118

CPC ..... A01B 1/20; A01B 1/22; A22C 25/006;  
A47G 21/06; A47G 21/065; A47J 17/02;  
A61B 17/3211; A61B 17/3213; B21D  
53/64; B25G 1/00; B25G 3/26; B25G  
3/36; B26B 1/00; B26B 1/08; B26B 1/10;  
B26B 3/00; B26B 3/02; B26B  
3/03; B26B 3/04; B26B 3/06; B26B 5/00;  
B26B 5/001; B26B 5/007; B26B  
7/00; B26B 7/005; B26B 9/00; B26B  
9/02; B26B 11/00; B26B 11/006; B26B  
17/00; B26B 17/006; B26B 29/02

See application file for complete search history.

(56) **References Cited**

**U.S. PATENT DOCUMENTS**

D169,413 S \* 4/1953 Bordelon ..... 30/340  
D661,545 S \* 6/2012 Chen ..... D7/401.2  
D697,377 S \* 1/2014 Wandrup ..... D7/649  
D698,615 S \* 2/2014 Wandrup ..... D7/649  
D704,009 S \* 5/2014 Wandrup ..... D7/642  
D708,476 S \* 7/2014 Wandrup ..... D7/401.2

D708,488 S \* 7/2014 Wandrup ..... D7/401.2  
D730,117 S \* 5/2015 Hiltenbrand ..... D7/401.2  
D751,862 S \* 3/2016 deBretton Gordon ..... D7/401.2

\* cited by examiner

*Primary Examiner* — Ricky Pham

(57) **CLAIM**

The ornamental design for a knife handle, as shown and described.

**DESCRIPTION**

FIG. 1 is a left side perspective view of the knife handle, the right-side being a mirror image, the knife blade forming no part of the claimed design. The broken lines shown in the drawings are for illustrative purposes only and form no part of the claimed design.

FIG. 2 is a left-side view of the knife handle, the right-side being a mirror image, the knife blade forming no part of the claimed design. The broken lines shown in the drawings are for illustrative purposes only and form no part of the claimed design.


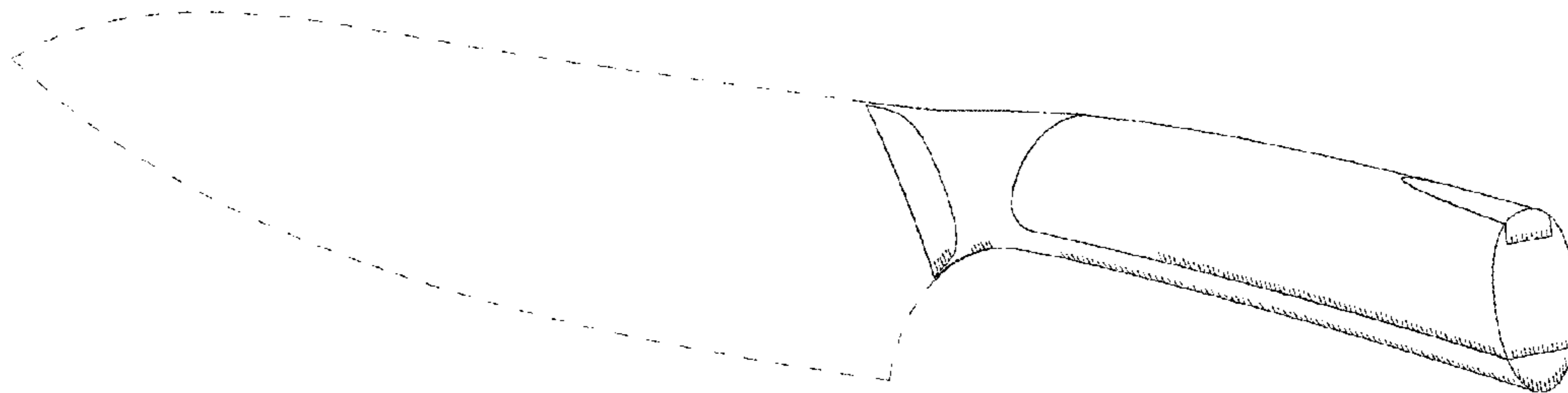
FIG. 3 is a top view of the knife handle, the knife blade forming no part of the claimed design. The broken lines shown in the drawings are for illustrative purposes only and form no part of the claimed design.

FIG. 4 is a bottom view of the knife handle, the knife blade forming no part of the claimed design. The broken lines shown in the drawings are for illustrative purposes only and form no part of the claimed design.

FIG. 5 is a rear view of the knife handle, the knife blade forming no part of the claimed design. The broken lines shown in the drawings are for illustrative purposes only and form no part of the claimed design; and,

FIG. 6 is a front view of the knife handle, the knife blade forming no part of the claimed design. The broken lines shown in the drawings are for illustrative purposes only and form no part of the claimed design.

**1 Claim, 3 Drawing Sheets**



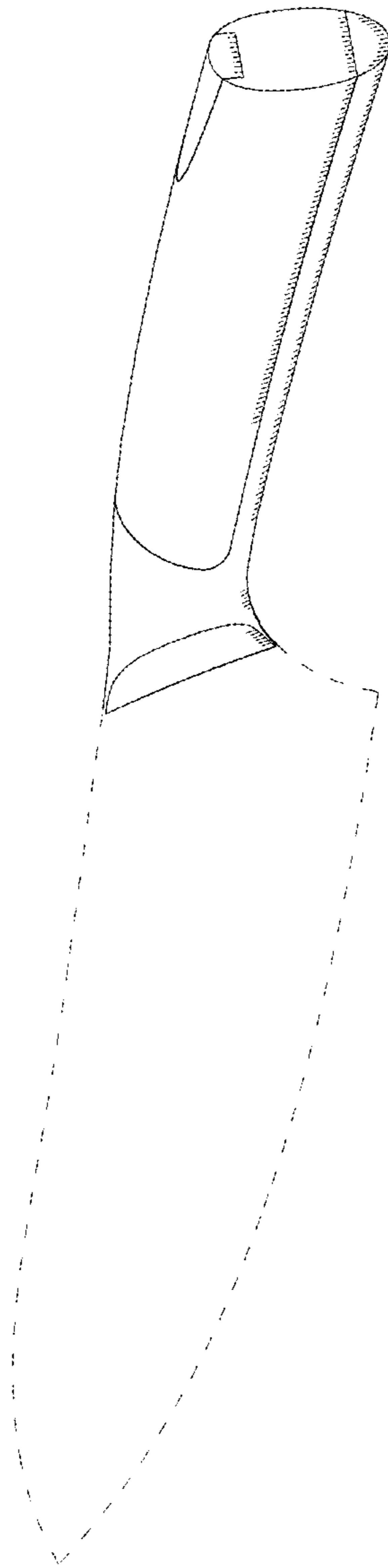


Fig. 1

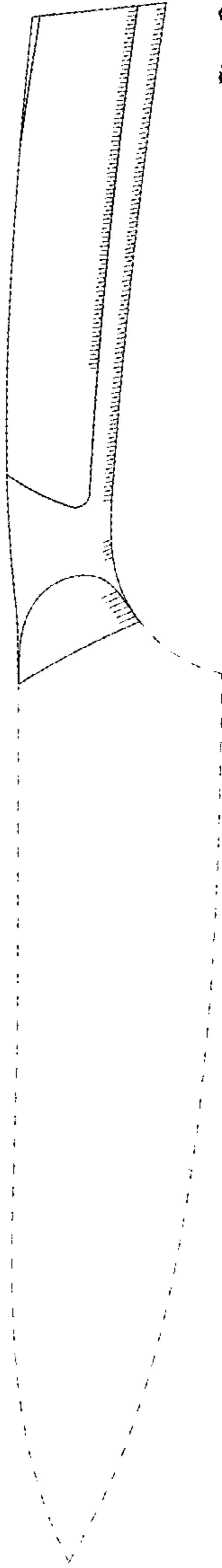


Fig. 2



Fig. 3




Fig. 4

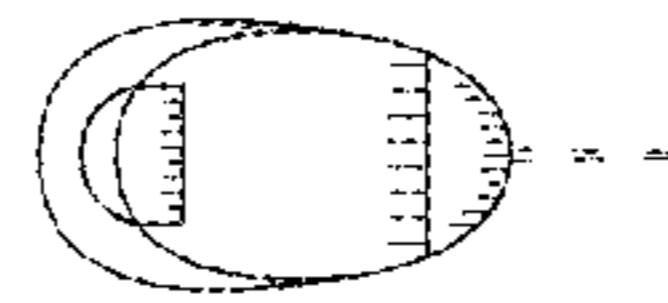


Fig. 5

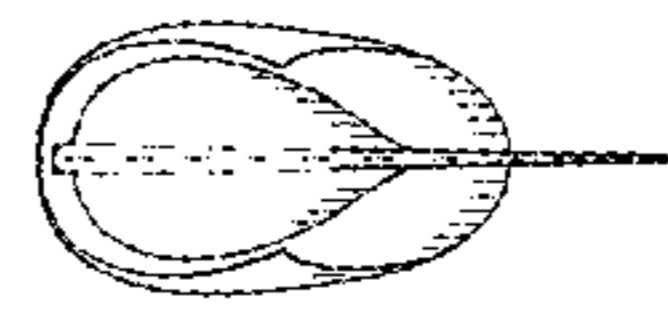


Fig. 6