



US00D773867S

(12) **United States Design Patent**  
**Wheedleton**

(10) **Patent No.:** **US D773,867 S**

(45) **Date of Patent:** **\*\* \*Dec. 13, 2016**

(54) **COLLECTIBLE DISPLAY STAND**

(71) Applicant: **Bradley Lewis Wheedleton**, Ashburn,  
VA (US)

(72) Inventor: **Bradley Lewis Wheedleton**, Ashburn,  
VA (US)

(\*) Notice: This patent is subject to a terminal disclaimer.

(\*\*) Term: **14 Years**

(21) Appl. No.: **29/474,906**

(22) Filed: **Mar. 13, 2015**

(51) **LOC (10) Cl.** ..... **06-06**

(52) **U.S. Cl.**  
USPC ..... **D6/682.1**

(58) **Field of Classification Search**  
USPC ..... D6/672, 673, 675, 678, 680.2, 682,  
D6/682.1, 705  
CPC ..... A47F 3/00; A47F 3/08; A47F 3/004;  
A47F 7/0057; A47F 2007/0092  
See application file for complete search history.

(56) **References Cited**

**U.S. PATENT DOCUMENTS**

- D300,094 S \* 3/1989 Meyers ..... D6/674
- D308,777 S \* 6/1990 Gambello ..... D6/682.2
- 4,955,485 A \* 9/1990 Alton ..... A47G 1/12  
211/14
- D323,254 S \* 1/1992 Reda ..... D25/35

- D406,961 S \* 3/1999 Simpson, II ..... D6/678.1
- D406,962 S \* 3/1999 Simpson, II ..... D6/678.1
- D451,727 S \* 12/2001 Volkman ..... D6/707.1
- D541,082 S \* 4/2007 Nomoto ..... D6/675.3
- D689,718 S \* 9/2013 Puckett ..... D6/683
- D702,065 S \* 4/2014 Moore ..... D6/682.4
- D705,584 S \* 5/2014 Parisi ..... D6/683
- D745,296 S \* 12/2015 Ebert ..... D6/672

\* cited by examiner

*Primary Examiner* — Kelley Donnelly


(57) **CLAIM**

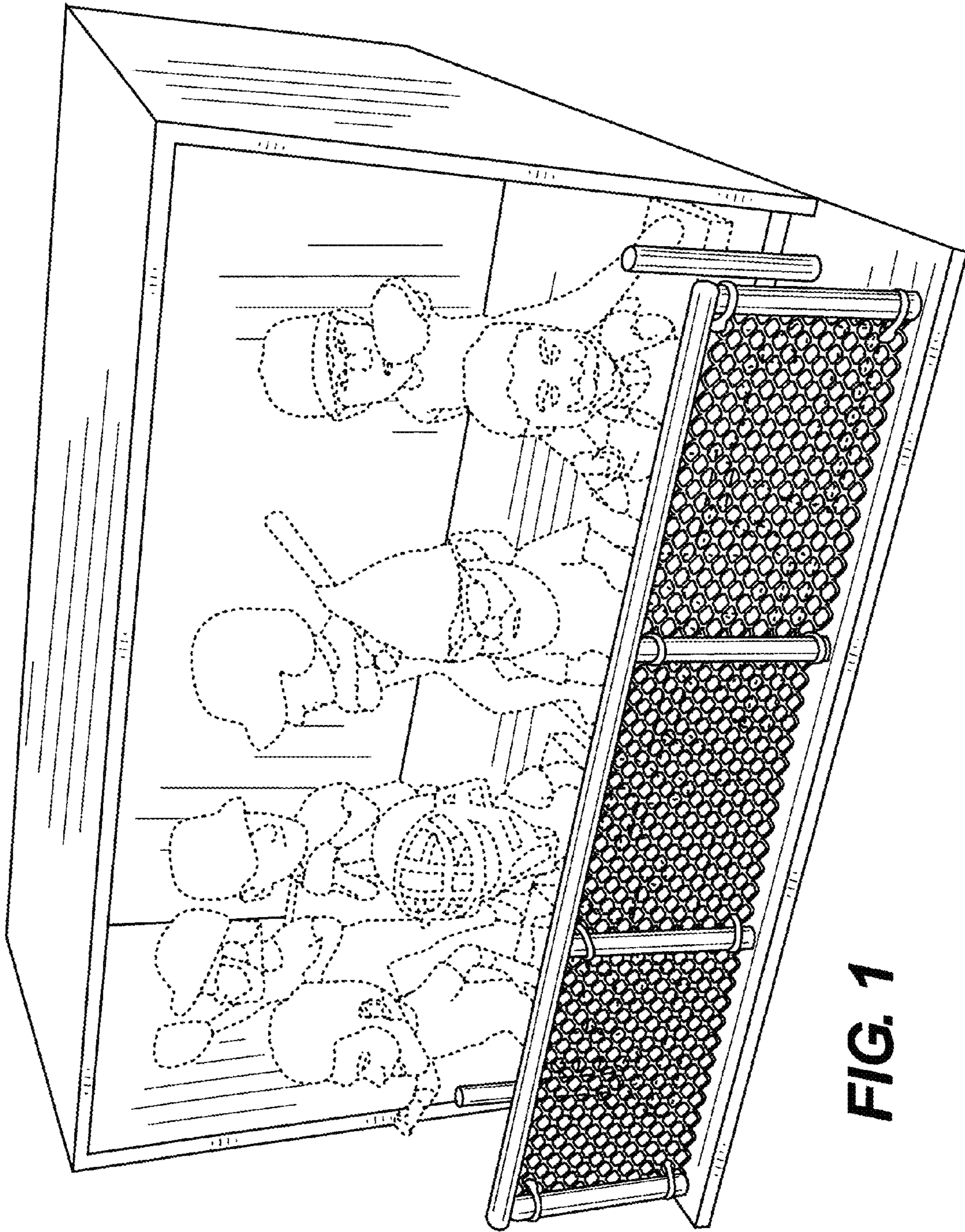
The ornamental design for a collectible display stand, as substantially shown and described.

**DESCRIPTION**


FIG. 1 is a perspective view of the collectible display stand design;  
 FIG. 2 is a front view of the collectible display stand design.  
 FIG. 3 is a right side view of the collectible display stand design;  
 FIG. 4 is a left side view of the collectible display stand design;  
 FIG. 5 is a top view of the collectible display stand design;  
 FIG. 6 is a bottom view of the collectible display stand design;  
 FIG. 7 is a rear view of the collectible display stand design;  
 and,  
 FIG. 8 is another perspective view of the collectible display stand design.  
 The portions of the collectible display stand shown in broken lines do not form part of the claimed design.

**1 Claim, 8 Drawing Sheets**

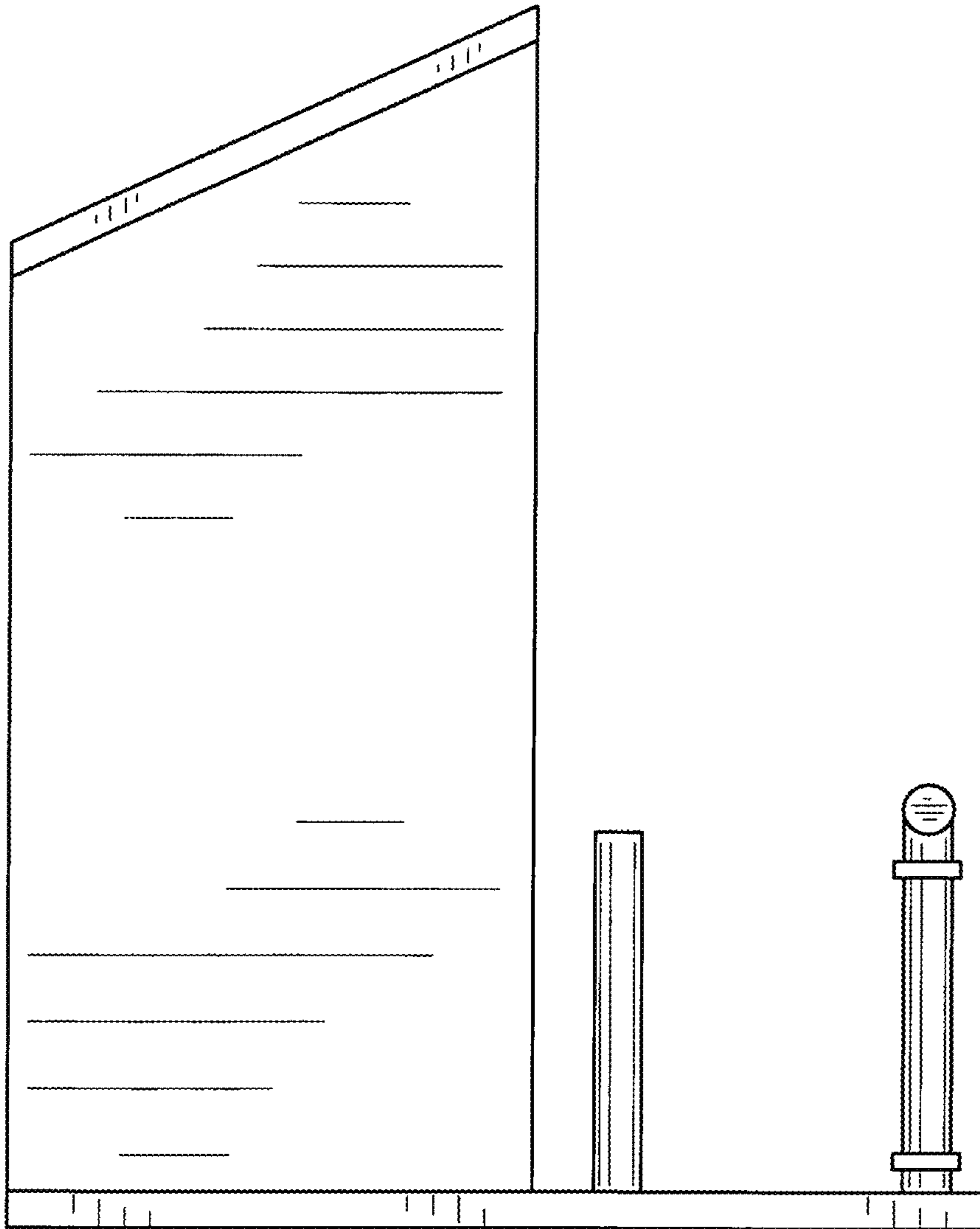




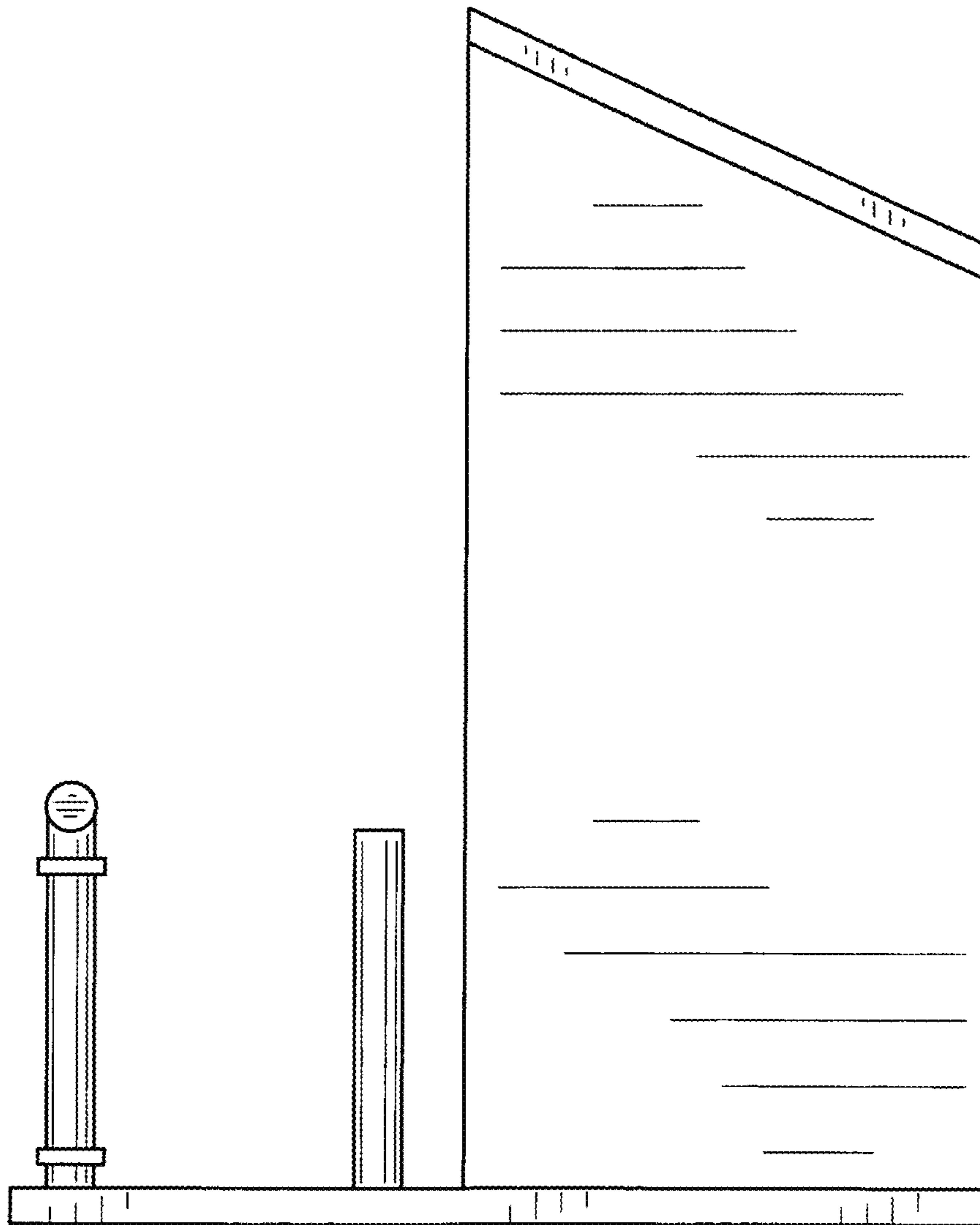
**FIG. 1**




**FIG. 2**




**FIG. 3**




**FIG. 4**



**FIG. 5**



**FIG. 6**



**FIG. 7**



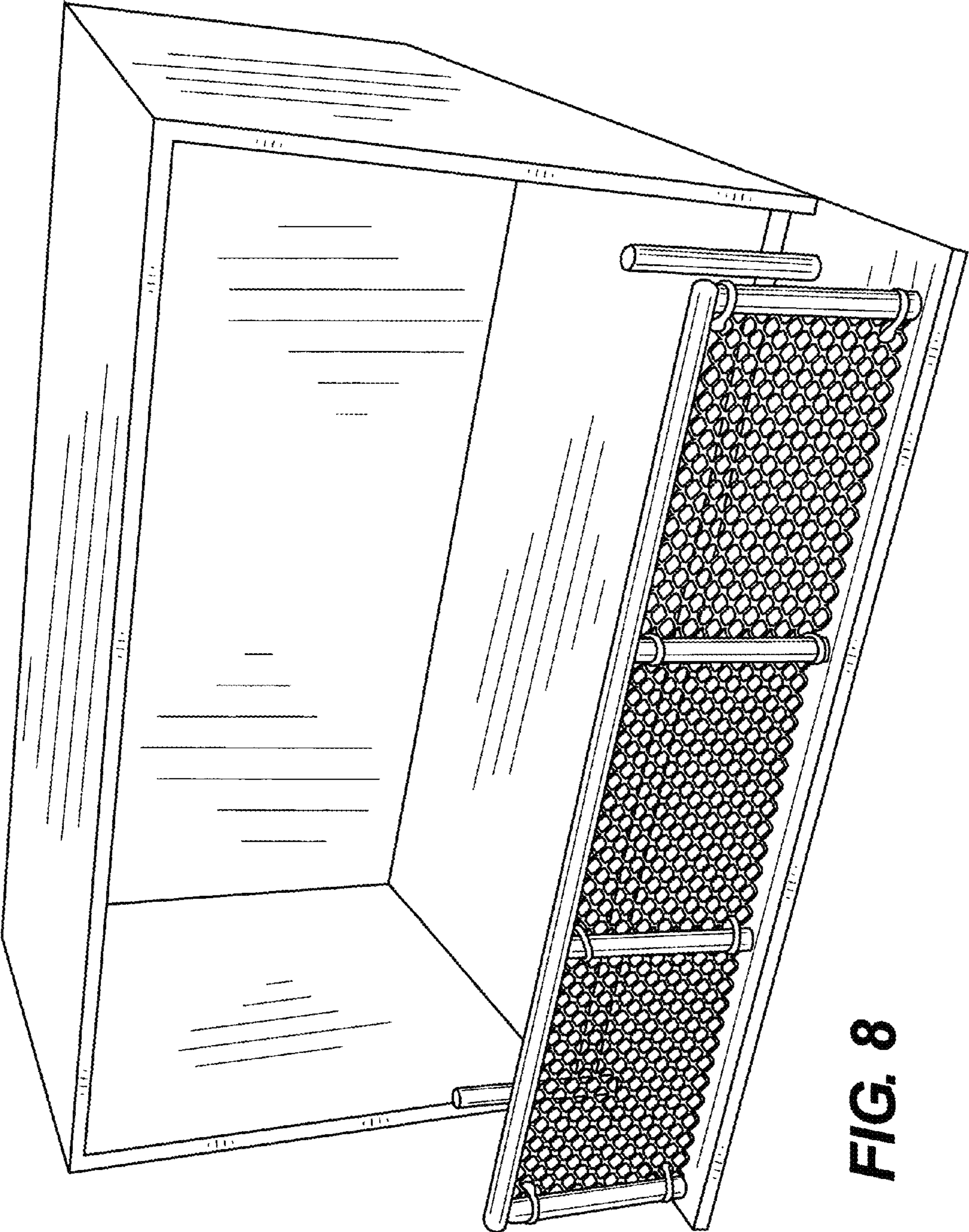


FIG. 8