



US00D773863S

(12) **United States Design Patent**  
**Everson et al.**

(10) **Patent No.:** **US D773,863 S**

(45) **Date of Patent:** **\*\* Dec. 13, 2016**

(54) **CABINET**

(71) Applicant: **Ashley Furniture Industries, Inc.**,  
Arcadia, WI (US)

(72) Inventors: **Terry A. Everson**, Blair, WI (US);  
**Randy D. Domack**, Holmen, WI (US);  
**Craig C. Bacon**, Trempealeau, WI (US)

(73) Assignee: **ASHLEY FURNITURE**  
**INDUSTRIES, INC.**, Arcadia, WI (US)

(\*\*) Term: **15 Years**

(21) Appl. No.: **29/543,550**

(22) Filed: **Oct. 26, 2015**

**Related U.S. Application Data**

(63) Continuation of application No. 29/480,414, filed on  
Jan. 25, 2014, now Pat. No. Des. 741,636.

(51) **LOC (10) Cl.** ..... **06-04**

(52) **U.S. Cl.**  
USPC ..... **D6/671**

(58) **Field of Classification Search**  
USPC ..... D6/663, 671, 671.1, 671.2, 671.3, 671.4  
CPC ..... A47B 17/04; A47B 45/00; A47B 67/00;  
A47B 67/04; A47B 88/00; A47B 88/04;  
A47B 88/044

See application file for complete search history.

(56) **References Cited**

**U.S. PATENT DOCUMENTS**

D98,615 S 2/1936 Pumphrey  
D267,058 S 11/1982 Maugirard

D341,498 S 11/1993 Ball  
D376,054 S 12/1996 Bergelin  
D401,445 S \* 11/1998 Lin ..... D6/671  
D443,432 S 6/2001 Vaaler  
D443,447 S 6/2001 Draheim et al.  
D492,135 S \* 6/2004 Anderson ..... D6/671  
D496,805 S \* 10/2004 Anderson ..... D6/671  
D662,724 S 7/2012 Kemppainen  
D721,902 S \* 2/2015 Everson ..... D6/671  
D721,903 S \* 2/2015 Everson ..... D6/671  
D722,791 S \* 2/2015 Everson ..... D6/671

\* cited by examiner

*Primary Examiner* — Mimosa De

(74) *Attorney, Agent, or Firm* — McAndrews, Held &  
Malloy, Ltd.

(57) **CLAIM**

The ornamental design for a cabinet, as shown and  
described.

**DESCRIPTION**

FIG. 1 is a front elevation view of a cabinet showing our new  
design;

FIG. 2 is a rear elevation view thereof;

FIG. 3 is a right side elevation view thereof;

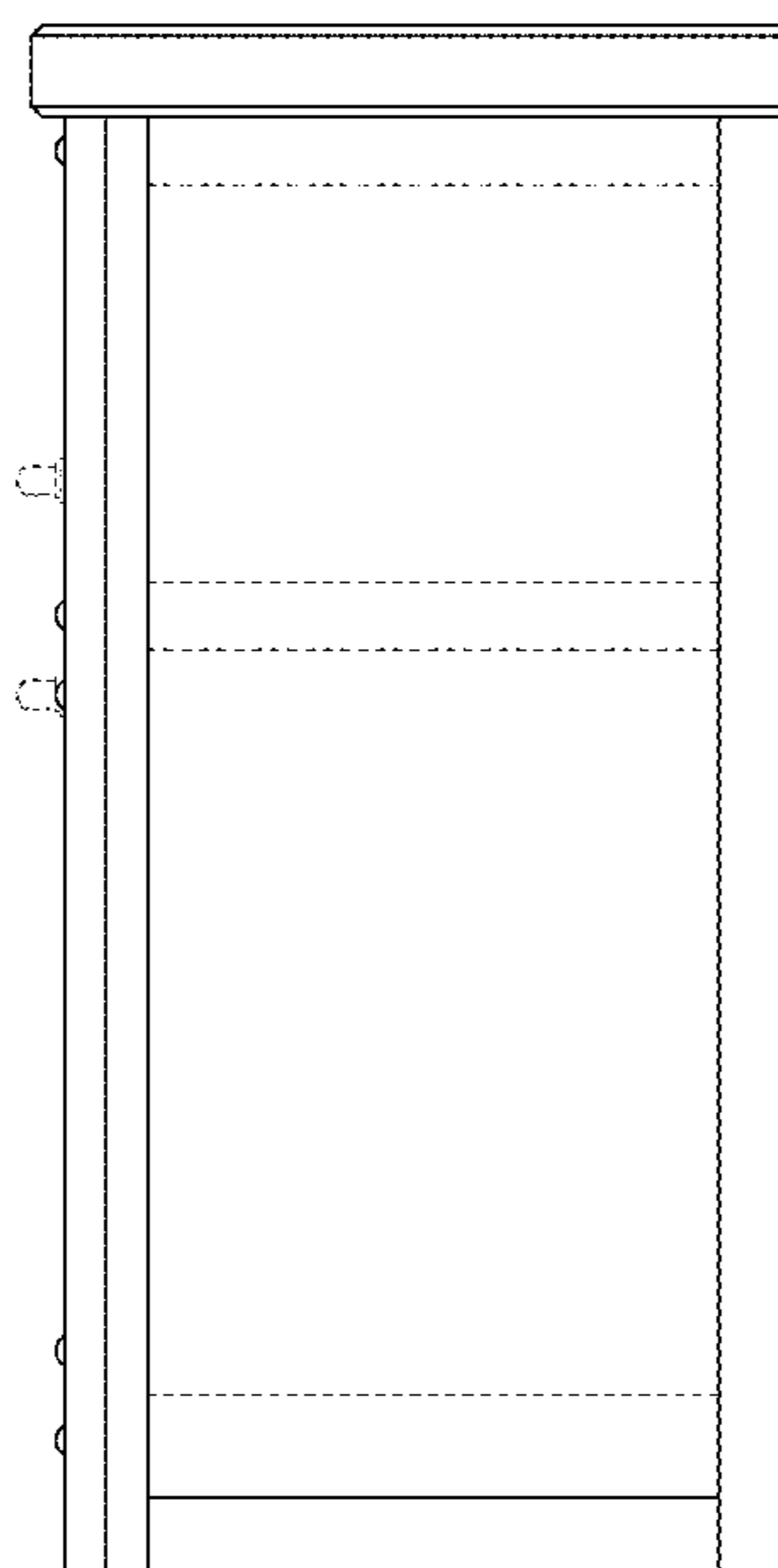
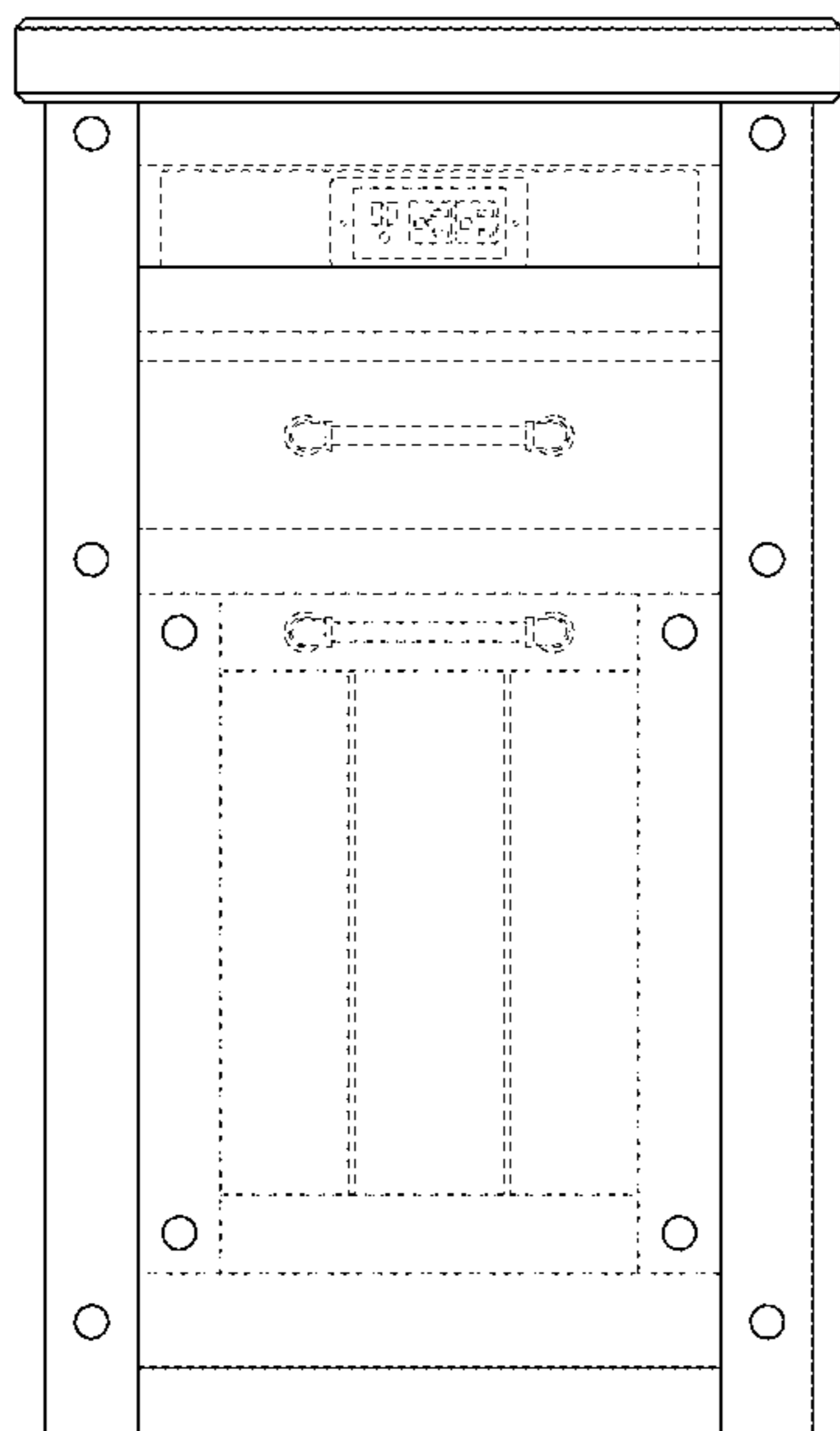
FIG. 4 is a left side elevation view thereof; and,

FIG. 5 is a top plan view thereof.

The broken lines in the figures illustrate portions of the  
cabinet that form no part of the claimed design.

Any views not shown in the figures form no part of the  
claimed design.

**1 Claim, 3 Drawing Sheets**



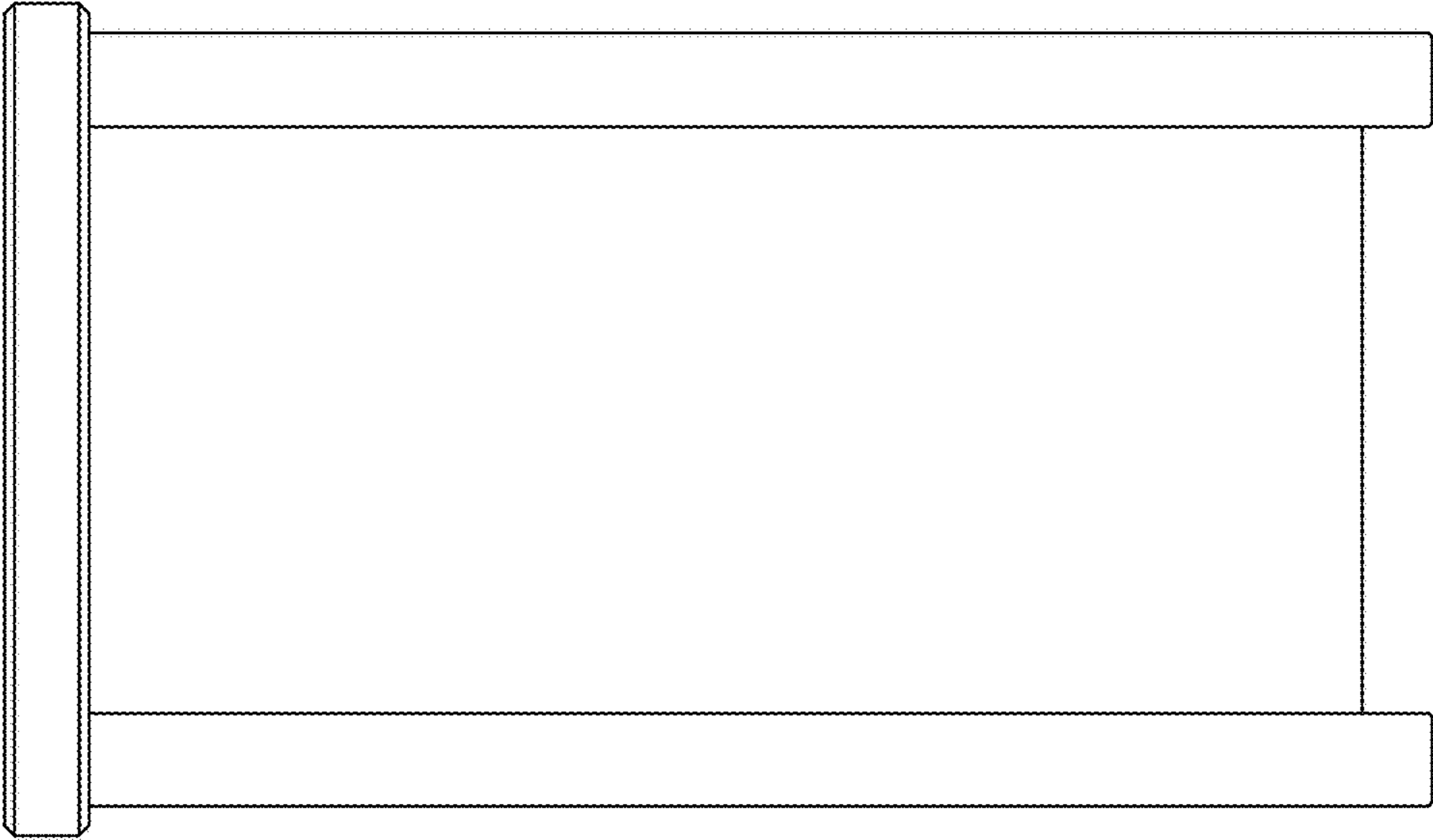


FIG. 2

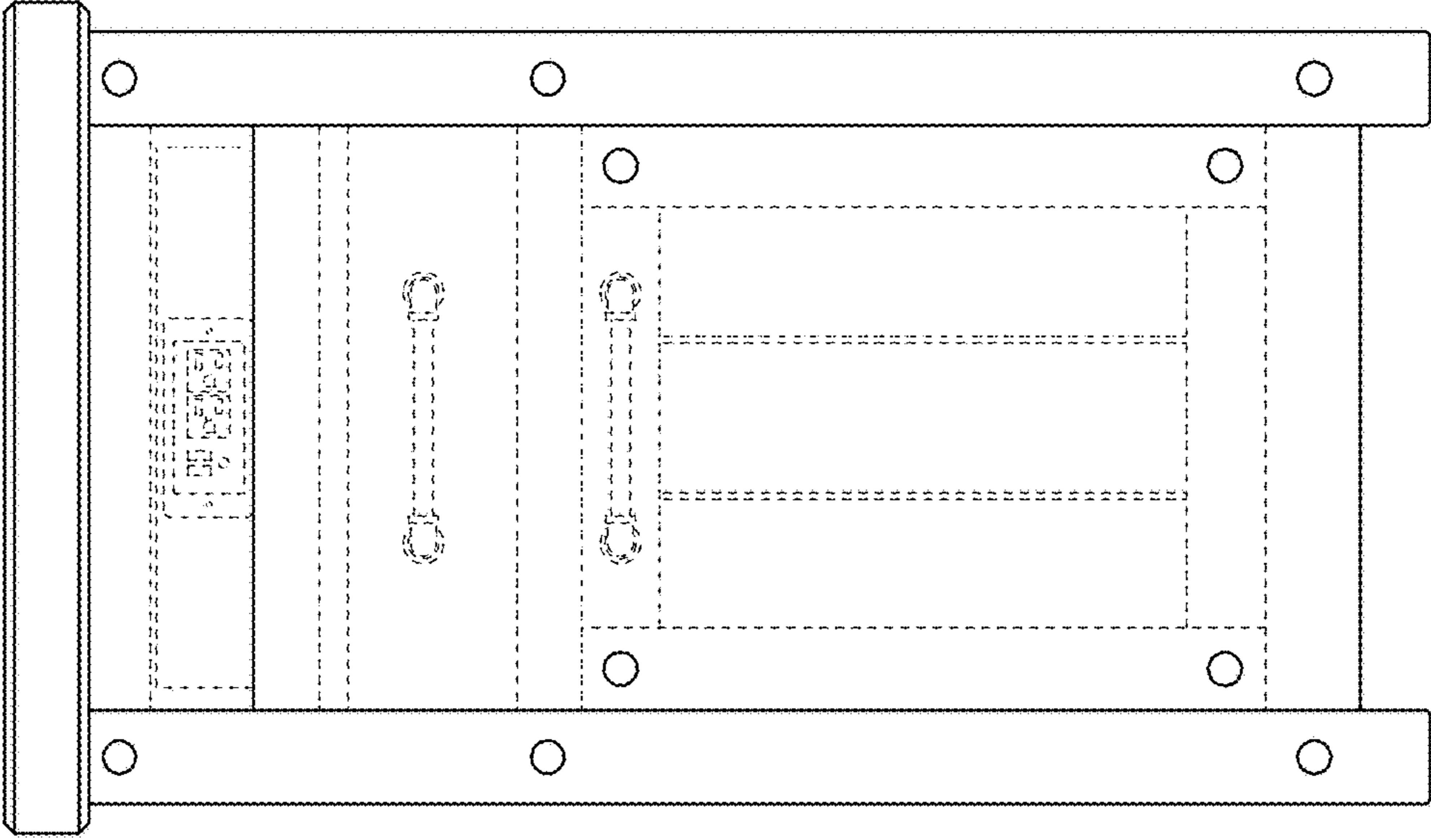


FIG. 1




FIG. 4

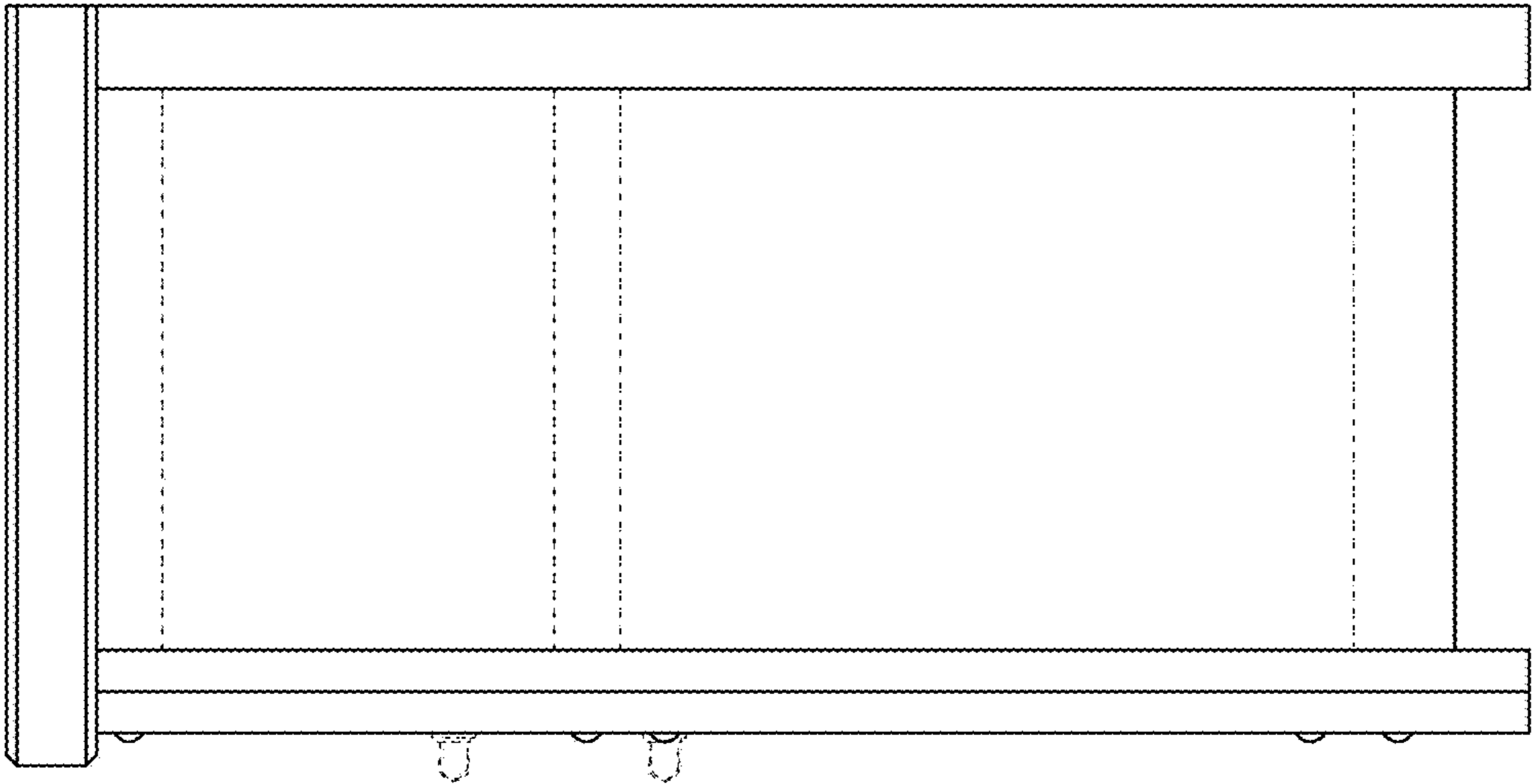


FIG. 3




FIG. 5