



US00D773859S

(12) **United States Design Patent**
Feldman

(10) **Patent No.:** **US D773,859 S**
(45) **Date of Patent:** **** Dec. 13, 2016**

(54) **FITTED SHEET**

(71) Applicant: **Nancy Feldman**, Woodbury, NY (US)

(72) Inventor: **Nancy Feldman**, Woodbury, NY (US)

(73) Assignee: **GHCL Limited**, Uttar Pradesh (IN)

(**) Term: **14 Years**

(21) Appl. No.: **29/523,121**

(22) Filed: **Apr. 7, 2015**

(51) **LOC (10) Cl.** **06-13**

(52) **U.S. Cl.**
USPC **D6/602**

(58) **Field of Classification Search**
USPC D6/582-583, 587-592, 595-609,
D6/617-622; D24/183
CPC A47G 9/00; A47G 2009/001; A47G
2009/002; A47G 2009/003; A47G 9/10;
A47G 9/1009; A47G 2009/1018; A47G
9/1045; A47G 9/1081; A47G
9/109; A47G 2009/005; A47G 2009/006;
A47G 9/02; A47G 9/0207; A47G 9/0215;
A47G 9/0223; A47G 9/023; A47G
9/0238; A47G 9/0246; A47G
9/0253; A47G 9/0261; A47G 2009/0269;
A47G 11/002; A47G 21/165
See application file for complete search history.

(56) **References Cited**

U.S. PATENT DOCUMENTS

2,630,588	A *	3/1953	Levin	A47C 31/105	5/496
3,013,283	A	12/1961	Steffinich			
3,111,688	A	11/1963	Barnes			
3,290,702	A *	12/1966	Seltzer	A47G 9/0246	139/383 R
4,703,530	A	11/1987	Gusman			
4,970,744	A *	11/1990	Davis	A47G 9/0246	5/496

4,980,941	A	1/1991	Johnson, III			
5,046,207	A *	9/1991	Chamberlain	A47G 9/0246	5/496
5,809,593	A *	9/1998	Edwards	A47G 9/0246	40/299.01
6,353,947	B1 *	3/2002	McCain	A47C 31/105	5/497
6,594,836	B1	7/2003	Everson et al.			

(Continued)

Primary Examiner — Mary Ann Calabrese
Assistant Examiner — Jennifer L Rempfer
(74) *Attorney, Agent, or Firm* — Buchanan Ingersoll & Rooney PC

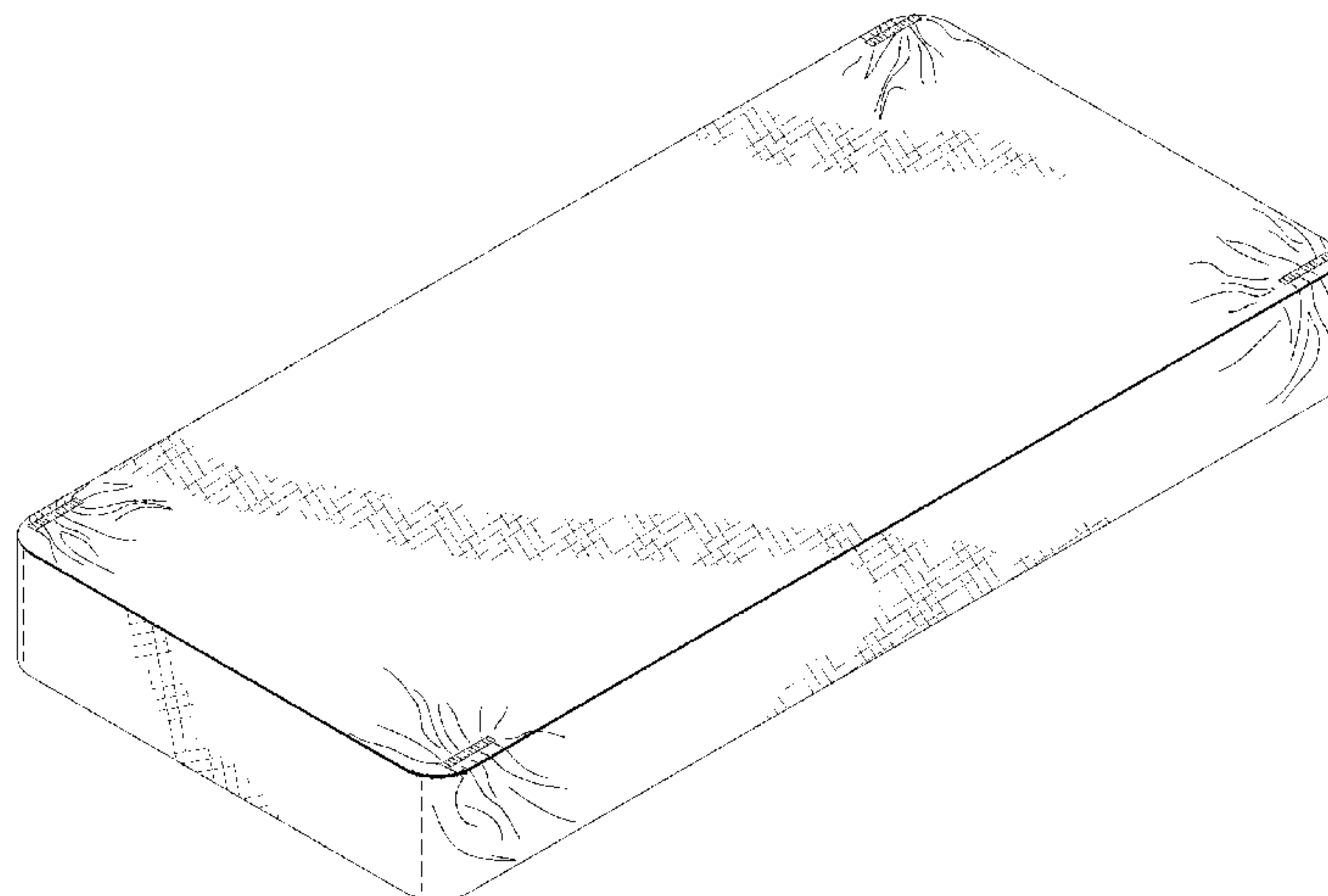
(57) **CLAIM**

The ornamental design for a fitted sheet, as shown and described.

DESCRIPTION

FIG. 1 is a perspective view of my fitted sheet as it would appear in a first environment of use when placed on a standard twin mattress.
FIG. 2 is a top view thereof;
FIG. 3 is a bottom view thereof;
FIG. 4 is an end view thereof;
FIG. 5 is a side view thereof;
FIG. 6 is a perspective view of my fitted sheet as it would appear in a second environment of use when placed on a twin XL mattress.
FIG. 7 is a top view thereof;
FIG. 8 is a bottom view thereof;
FIG. 9 is an end view thereof; and,
FIG. 10 is a side view thereof.
The long dash lines in FIGS. 1, 4, 6 and 9 represent claimed stitched seams.
The horizontal dashed broken line rectangles near the corners of the fitted sheet in FIGS. 1, 2, 4-7, and 9-10 represent claimed stitching.

1 Claim, 6 Drawing Sheets



(56)

References Cited

U.S. PATENT DOCUMENTS

6,799,341	B2 *	10/2004	Wootten, Jr.	A47G 9/0246 5/497
7,240,383	B2	7/2007	Stewart	
7,398,570	B2 *	7/2008	Seago	A47G 9/0246 5/497
7,530,124	B1 *	5/2009	Wootten, Jr.	A47G 9/0246 5/497
D605,886	S *	12/2009	Cherry	D6/601
D670,125	S *	11/2012	Agarwall	D6/602
D677,964	S *	3/2013	Agarwall	D6/602
D753,935	S *	4/2016	Driffield	D6/606
2004/0040090	A1 *	3/2004	Wootten	A47G 9/0246 5/497
2008/0028522	A1 *	2/2008	Atwood	A47G 9/0246 5/496
2012/0167309	A1 *	7/2012	Heidorn	A01M 1/103 5/691
2014/0109315	A1	4/2014	Lilienthal	
2014/0125098	A1 *	5/2014	Vainberg	A47C 31/116 297/219.1
2014/0317845	A1 *	10/2014	Smith	A47G 9/0246 5/482

* cited by examiner

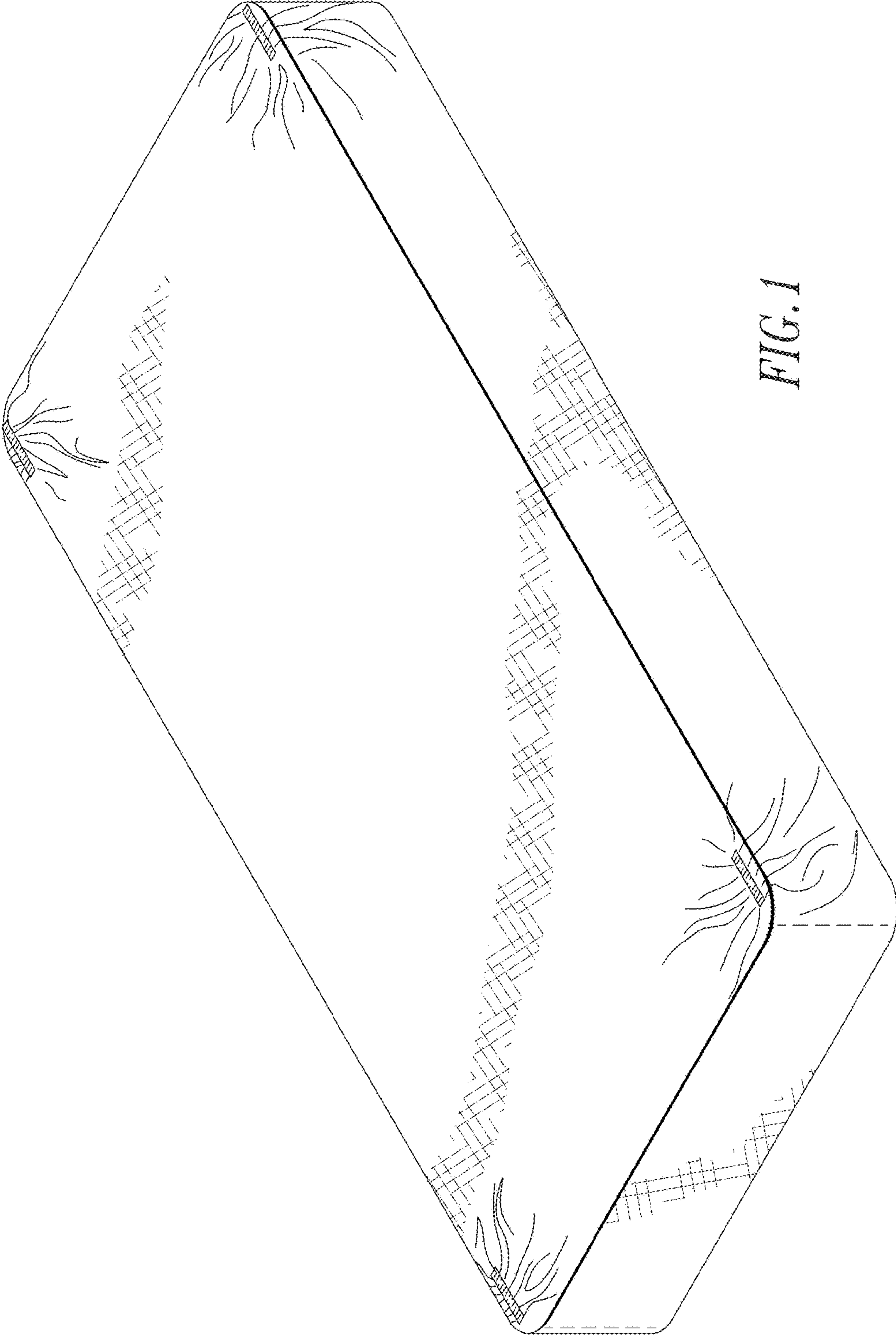


FIG. 1




FIG. 2

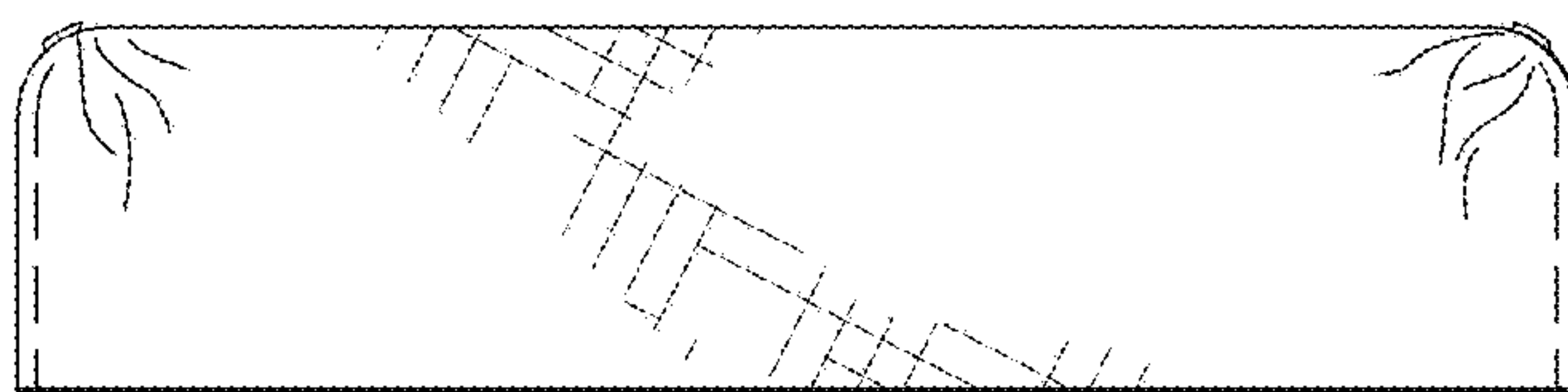


FIG. 4




FIG. 3

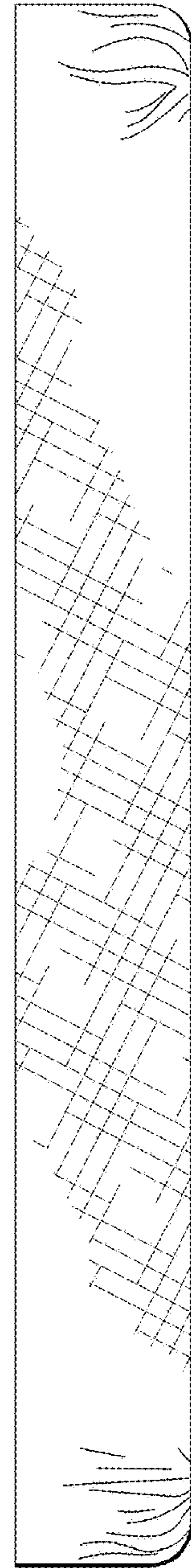


FIG. 5

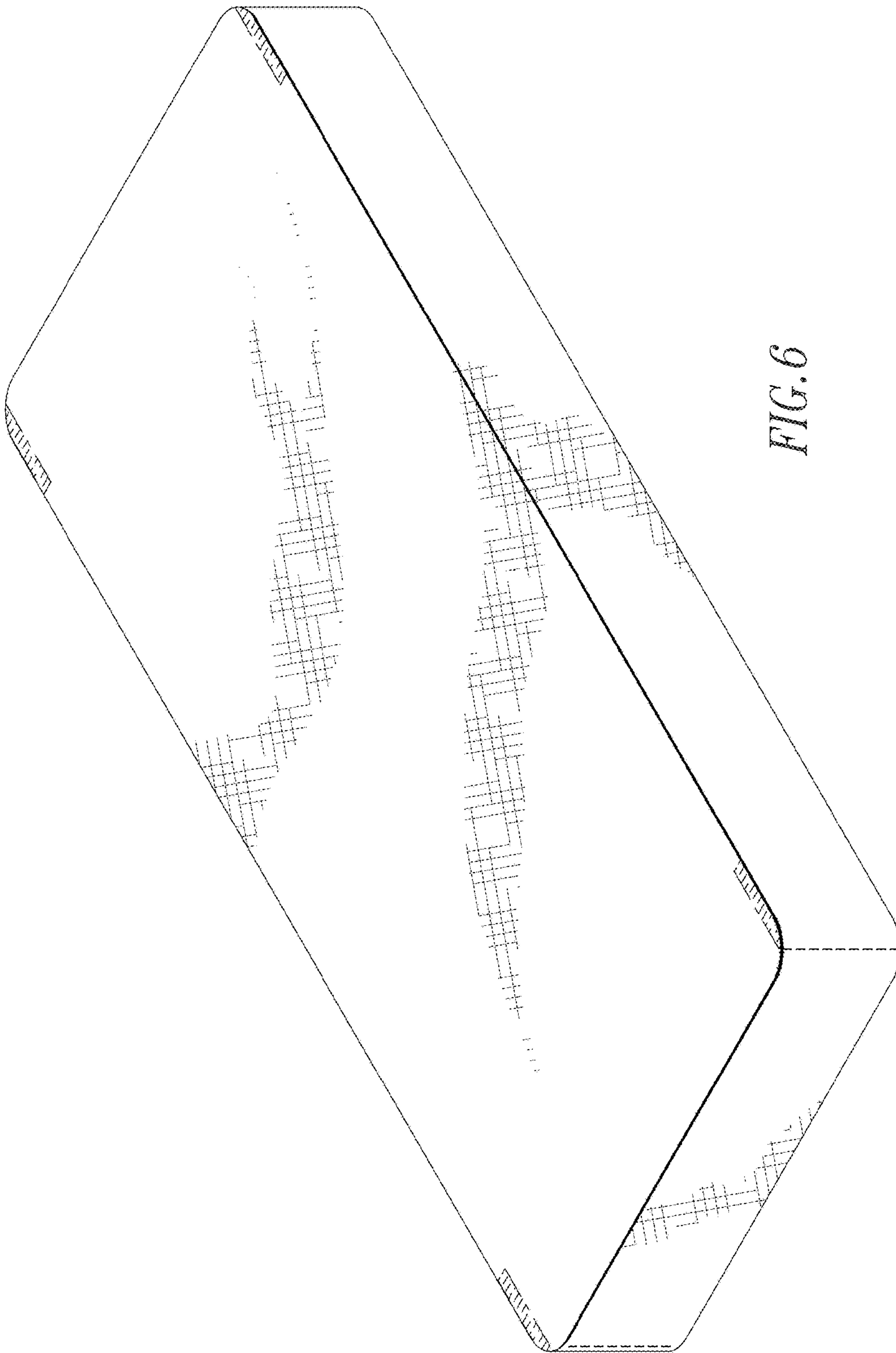


FIG. 6




FIG. 7



FIG. 9




FIG. 8




FIG. 10