



US00D773837S

(12) **United States Design Patent**  
**Bougay et al.**

(10) **Patent No.:** **US D773,837 S**  
(45) **Date of Patent:** **\*\* Dec. 13, 2016**

(54) **FURNITURE**

(71) Applicant: **Jardin Netherlands B.V.**, Rijen (NL)

(72) Inventors: **Ayala Bougay**, Kefar Veradim (IL);  
**Stijn De Volder**, Zulte (BE); **Rob Van Der Heijden**, Sint-Oedenrode (NL)

(73) Assignee: **JARDIN NETHERLANDS B.V.**, Mk Rijen (NL)

(\*\*) Term: **15 Years**

(21) Appl. No.: **29/535,350**

(22) Filed: **Aug. 5, 2015**

(30) **Foreign Application Priority Data**

Feb. 5, 2015 (IL) ..... 56533

(51) **LOC (10) Cl.** ..... **06-01**

(52) **U.S. Cl.**

USPC ..... **D6/334; D6/381**

(58) **Field of Classification Search**

USPC ..... D6/334, 335, 336, 338, 349, 355, 381,  
D6/716, 716.1, 369; 297/118, 119, 135,  
297/144, 232, 445.1, 448.1, 452.18, 156,  
297/175, 216.1; 5/12.1, 12.2

(Continued)

(56) **References Cited**

**U.S. PATENT DOCUMENTS**

D363,823 S \* 11/1995 Ricchio, Jr. .... D6/334  
D373,257 S \* 9/1996 Hutton ..... D6/381

(Continued)

*Primary Examiner* — Sandra Snapp

(74) *Attorney, Agent, or Firm* — Dorsey & Whitney LLP

(57) **CLAIM**

The ornamental design for furniture, as shown and described.

**DESCRIPTION**

FIG. 1 is a front perspective view of a new design for a chair; FIG. 2 is a rear perspective view of the new design for a chair as seen in FIG. 1;

FIG. 3 is a front view of the new design for a chair as seen in FIG. 1;

FIG. 4 is a rear view of the new design for a chair as seen in FIG. 1;

FIG. 5 is a left side view of the new design for a chair as seen in FIG. 1; the right side being a mirror image;

FIG. 6 is a top view of the new design for a chair as seen in FIG. 1; and

FIG. 7 is a bottom view of the new design for a chair as seen in FIG. 1;

FIG. 8 is a front perspective view of a new design for a sofa; FIG. 9 is a rear perspective view of the new design for a sofa as seen in FIG. 8;

FIG. 10 is a front view of the new design for a sofa as seen in FIG. 8;

FIG. 11 is a rear view of the new design for a sofa as seen in FIG. 8;

FIG. 12 is a left side view of the new design for a sofa as seen in FIG. 8; the right side being a mirror image;

FIG. 13 is a top view of the design of the new design for a sofa as seen in FIG. 8; and

FIG. 14 is a bottom view of the new design for a sofa as seen in FIG. 8;

FIG. 15 is a front perspective view of another new design for a chair;

FIG. 16 is a rear perspective view of the new design for a chair as seen in FIG. 15;

FIG. 17 is a front view of the new design for a chair as seen in FIG. 15;

FIG. 18 is a rear view of the new design for a chair as seen in FIG. 15;

FIG. 19 is a left side view of the new design for a chair as seen in FIG. 15; the other side being a mirror image;

FIG. 20 is a top view of the new design for a chair as seen in FIG. 15; and,

FIG. 21 is a bottom view of the new design for a chair as seen in FIG. 15.

**1 Claim, 21 Drawing Sheets**



(58) **Field of Classification Search**  
CPC ..... A47C 1/02; A47C 1/12; A47C 11/00;  
A47C 17/00; A47C 17/02; A47C  
4/52; A47C 9/00  
See application file for complete search history.

(56) **References Cited**

U.S. PATENT DOCUMENTS

D378,788 S \* 4/1997 Tihany ..... D6/381  
D379,269 S \* 5/1997 Hutton ..... D6/334  
D400,015 S \* 10/1998 Hutton ..... D6/334  
D421,853 S \* 3/2000 Black ..... D6/334  
D422,156 S \* 4/2000 Black ..... D6/334  
D422,422 S \* 4/2000 Black ..... D6/334  
D431,117 S \* 9/2000 Hutton ..... D6/334  
D431,118 S \* 9/2000 Hutton ..... D6/334

D432,806 S \* 10/2000 Gomez ..... D6/379  
D465,341 S \* 11/2002 Hutton ..... D6/334  
D465,662 S \* 11/2002 Hutton ..... D6/334  
D505,276 S \* 5/2005 Cronk ..... D6/334  
D549,470 S \* 8/2007 Hutton ..... D6/334  
D550,465 S \* 9/2007 Bouroullec ..... D6/334  
D569,111 S \* 5/2008 Swanson ..... D6/334  
D579,217 S \* 10/2008 Cramer ..... D6/334  
D584,069 S \* 1/2009 Guinochet ..... D6/381  
D644,846 S \* 9/2011 Ciani ..... D6/334  
D657,148 S \* 4/2012 Ciani ..... D6/334  
D657,966 S \* 4/2012 Foersom ..... D6/334  
D664,778 S \* 8/2012 Pheasant ..... D6/334  
D675,844 S \* 2/2013 Cramer ..... D6/381  
D677,486 S \* 3/2013 Cramer ..... D6/381  
D702,051 S \* 4/2014 Rasenberg ..... D6/334  
D703,960 S \* 5/2014 Doyle ..... D6/334

\* cited by examiner





FIG. 1





FIG. 2





FIG. 3





FIG. 4






FIG. 5






FIG. 6






FIG. 7





FIG. 8






FIG. 9






FIG. 10






FIG. 11






FIG. 12






FIG. 13






FIG. 14





FIG. 15





FIG. 16





FIG. 17





FIG. 18





FIG. 19






FIG. 20






FIG. 21