

US00D773826S

(12) **United States Design Patent** (10) **Patent No.:** **US D773,826 S**  
**Veres** (45) **Date of Patent:** **\*\* Dec. 13, 2016**

(54) **BRUSH**  
(71) Applicant: **CaddyPro Golf Products Inc.,**  
Edmonton (CA)  
(72) Inventor: **David James Veres, Calgary (CA)**  
(\*\*) Term: **14 Years**  
(21) Appl. No.: **29/504,325**  
(22) Filed: **Oct. 3, 2014**  
(51) **LOC (10) Cl.** ..... **04-01**  
(52) **U.S. Cl.**  
USPC ..... **D4/120**  
(58) **Field of Classification Search**  
USPC ..... D1/106, 199; D4/106, 110, 114, 116,  
D4/118, 119, 120, 127, 128, 138, 199;  
D9/689, 719, 723; D19/100, 108, 115,  
D19/125; D28/75, 76, 77, 89; D30/158,  
D30/159  
CPC ..... A46B 5/00; A46B 11/00; A46B 11/0003;  
A46B 11/0006; A46B 11/0013; A46B  
15/0055; A46B 15/0061; A46B 2200/20;  
A46B 2200/104; A46B 2200/202; A46B  
2200/1046; A46B 2200/1086; A46B  
2200/1093  
See application file for complete search history.

(56) **References Cited**  
U.S. PATENT DOCUMENTS  
D130,437 S \* 11/1941 Patterson ..... D4/106  
D139,524 S \* 11/1944 Laskin ..... 15/167.1

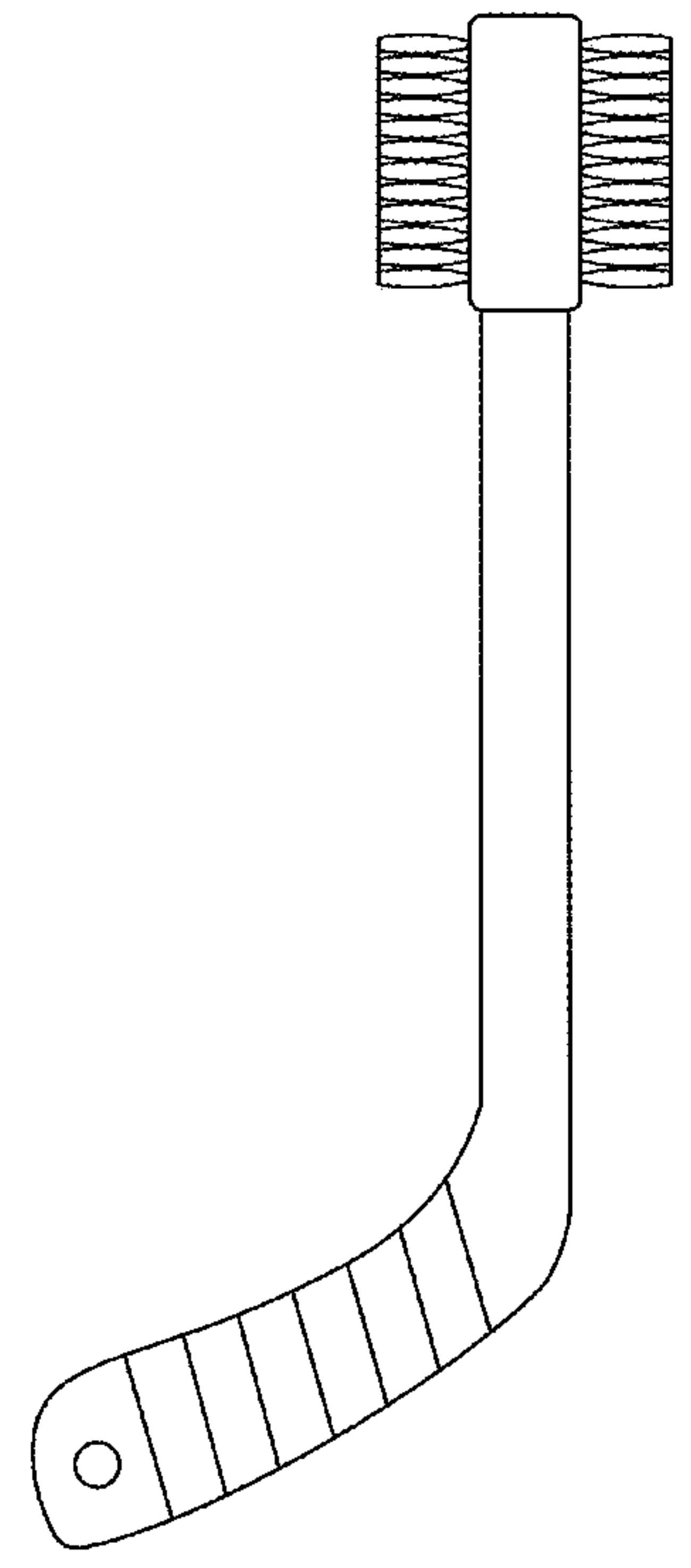
D196,706 S \* 10/1963 Hannan ..... D4/120  
D202,613 S \* 10/1965 Lion ..... 15/160  
D272,301 S \* 1/1984 Itoh ..... D4/105  
D370,783 S \* 6/1996 Korte ..... 132/270  
6,099,315 A \* 8/2000 Markowitz ..... A46B 15/0055  
433/141  
6,112,357 A \* 9/2000 Halloran ..... A46B 17/02  
15/106  
6,119,296 A \* 9/2000 Noe ..... A46B 9/005  
15/104.94  
D447,635 S \* 9/2001 Smith ..... D4/114  
D489,533 S \* 5/2004 Yost ..... D4/106  
D628,391 S \* 12/2010 Knight ..... D4/120  
D691,811 S \* 10/2013 Veres ..... D4/118

\* cited by examiner  
*Primary Examiner* — Susan E Krakower  
*Assistant Examiner* — Lisa A Grabenstetter

(57) **CLAIM**  
I claim the ornamental design for a brush, as shown and described.

**DESCRIPTION**  
FIG. 1 is a right side elevation view of a brush, showing my new design;  
FIG. 2 is a left side elevation view thereof;  
FIG. 3 is a front elevation view thereof;  
FIG. 4 is a rear elevation view thereof;  
FIG. 5 is a top plan view thereof; and,  
FIG. 6 is a bottom plan view thereof.

**1 Claim, 3 Drawing Sheets**



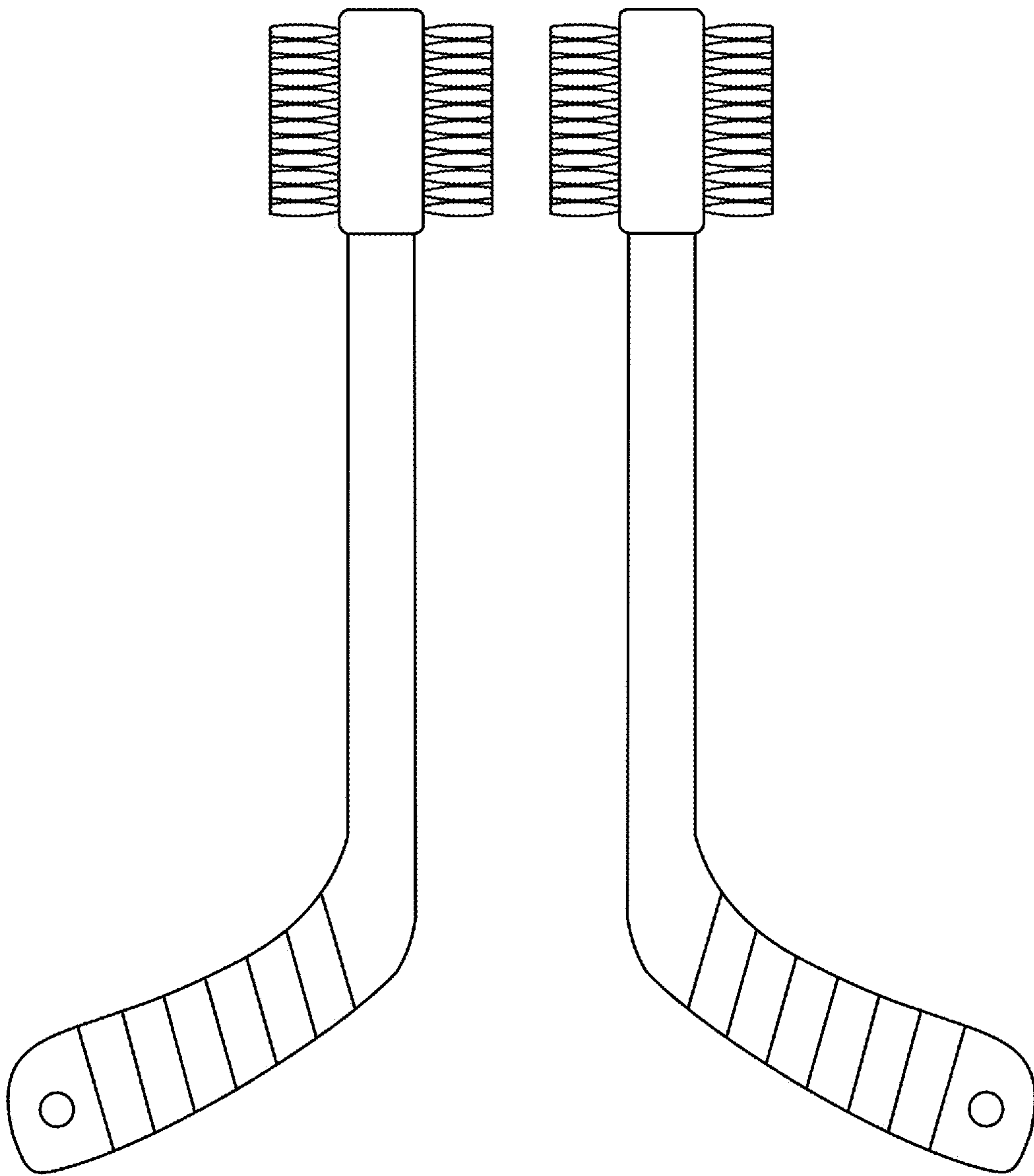


FIG. 1

FIG. 2




FIG. 3




FIG. 4

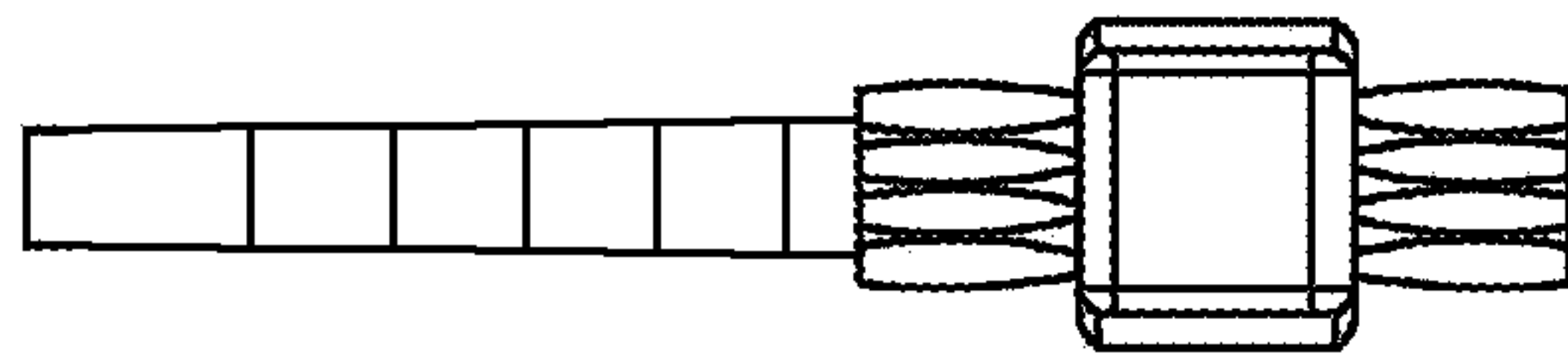


FIG. 5

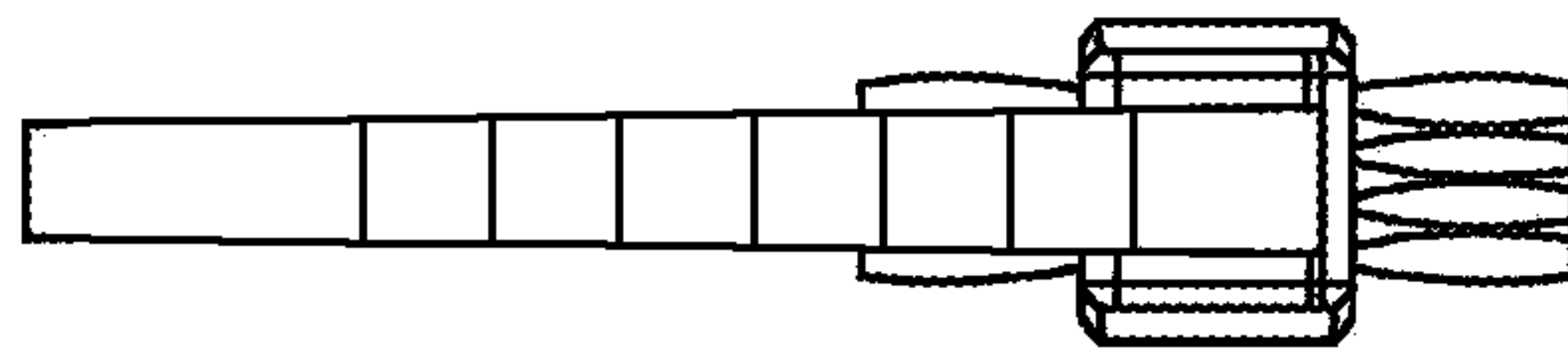


FIG. 6