



US00D773819S

(12) **United States Design Patent** (10) **Patent No.:** **US D773,819 S**
Sener et al. (45) **Date of Patent:** **** Dec. 13, 2016**

(54) **HANDLE FOR LUGGAGE**

(71) Applicant: **Travelpro International, Inc.**, Boca Raton, FL (US)
(72) Inventors: **James T. Sener**, Glastonbury, CT (US); **Christopher D. Hageman**, South Glastonbury, CT (US); **David L. Mathieu**, Colchester, CT (US); **Scott Smith**, Hartford, CT (US); **Juan Phillips**, Boca Raton, FL (US)
(73) Assignee: **Travelpro Products, Inc.**, Boca Raton, FL (US)

(**) Term: **15 Years**

(21) Appl. No.: **29/528,185**

(22) Filed: **May 27, 2015**

(51) **LOC (10) Cl.** **03-01**

(52) **U.S. Cl.**
USPC **D3/318**

(58) **Field of Classification Search**
USPC **D3/318**

(Continued)

(56) **References Cited**

U.S. PATENT DOCUMENTS

3,813,729 A 6/1974 Szabo et al.
4,118,048 A 10/1978 Spranger et al.

(Continued)

FOREIGN PATENT DOCUMENTS

CN 1147921 A 4/1997
CN 2440362 Y 8/2001

(Continued)

OTHER PUBLICATIONS

Comfort Grip Luggage Handle Extender, <http://www.flightattendantshop.com/product/detail.cfm/nid/6/pid/267>, Oct. 14, 2010, 1 page.

(Continued)

Primary Examiner — Holly Baynham

(74) *Attorney, Agent, or Firm* — Reising Ethington P.C.

(57) **CLAIM**

What is claimed is the ornamental design for the handle for luggage, as shown and described.

DESCRIPTION

FIG. 1 is a perspective view of the handle according to a first embodiment.

FIG. 2 is a top view of the handle of FIG. 1.

FIG. 3 is a front view of the handle of FIG. 1.

FIG. 4 is a left side view of the handle of FIG. 1.

FIG. 5 is a rear view of the handle of FIG. 1.

FIG. 6 is a right side view of the handle of FIG. 1.

FIG. 7 is a bottom view of the handle of FIG. 1.

FIG. 8 is a perspective view of the handle according to a second embodiment.

FIG. 9 is a top view of the handle of FIG. 8.

FIG. 10 is a front view of the handle of FIG. 8.

FIG. 11 is a left side view of the handle of FIG. 8.

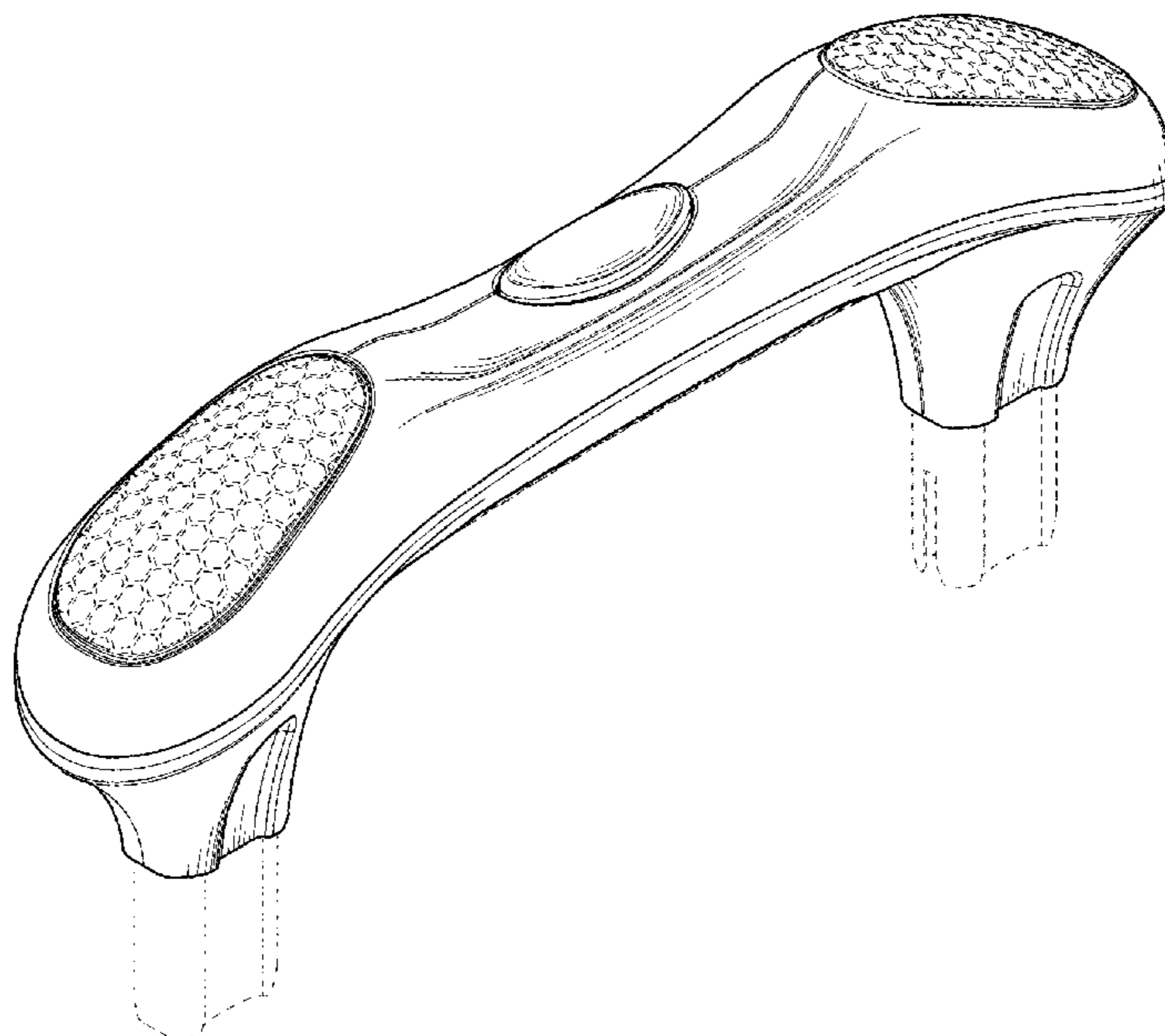
FIG. 12 is a rear view of the handle of FIG. 8.

FIG. 13 is a right side view of the handle of FIG. 8; and,

FIG. 14 is a bottom view of the handle of FIG. 8.

The broken lines showing portions of the handle shaft are for the purposes of illustrating environment and form no part of the claimed design.

1 Claim, 6 Drawing Sheets



(58) **Field of Classification Search**
 CPC A45F 5/10; A45F 5/14; B65D 33/06
 See application file for complete search history.

(56) **References Cited**

U.S. PATENT DOCUMENTS

4,561,526	A	12/1985	Winter et al.	
4,989,511	A	2/1991	Clarke, Jr.	
5,377,795	A	1/1995	Berman	
5,452,778	A	9/1995	Wang	
5,630,250	A	5/1997	Chou	
5,669,103	A	9/1997	Hui	
5,762,168	A	6/1998	Miyoshi	
5,782,325	A	7/1998	O'Shea et al.	
5,890,570	A	4/1999	Sadow	
5,914,425	A	6/1999	Meisel et al.	
5,964,451	A	10/1999	Sudheimer	
6,065,574	A	5/2000	Miyoshi	
6,193,033	B1	2/2001	Sadow et al.	
6,301,746	B1	10/2001	Myers et al.	
6,434,790	B1	8/2002	Chen	
7,188,715	B1	3/2007	Chen	
D553,364	S *	10/2007	Moon	D3/318
D575,511	S *	8/2008	Moon	D3/318
7,438,308	B2	10/2008	Kim et al.	
7,461,730	B2	12/2008	Costa et al.	
7,467,696	B2	12/2008	Wu	
D591,511	S	5/2009	Wu	
D637,398	S	5/2011	Jiang	
D648,132	S	11/2011	Wu	
D651,803	S	1/2012	Wu	
D696,019	S	12/2013	Sener et al.	
D712,152	S *	9/2014	Tong	D3/318
8,851,251	B2	10/2014	Sener et al.	
2002/0014382	A1	2/2002	Kuo	
2002/0024189	A1	2/2002	Chen	
2003/0079950	A1	5/2003	Lin et al.	
2005/0150732	A1	7/2005	Costa et al.	
2005/0258621	A1	11/2005	Johnson et al.	

2006/0031994	A1	2/2006	Willat et al.
2007/0158159	A1	7/2007	Burgess
2007/0266527	A1	11/2007	Chen
2008/0083592	A1	4/2008	Mangano
2008/0179153	A1	7/2008	Wu
2008/0308370	A1	12/2008	Chung et al.
2009/0139814	A1	6/2009	Grossman et al.
2011/0088987	A1	4/2011	Santy et al.
2011/0168507	A1	7/2011	Penley et al.

FOREIGN PATENT DOCUMENTS

CN	1622773	A	6/2005
CN	2825016	Y	10/2006
CN	2894387	Y	5/2007
CN	201451800	U	5/2010
WO	WO 84/02638	A1	7/1984
WO	WO 03/063637	A2	8/2003
WO	WO 2009/029244	A1	3/2009

OTHER PUBLICATIONS

Thumb Pad on a Cup, <http://www.promotional-gifts-inc.com/custom-wholesale/Drinkware-Mugs/Spuzzo-150z-Plastic-Mug-with-Steel-Interior-Handle-6253.htm>, Oct. 14, 2010, 1 page.

Werks Traveler 20* Deluxe Wheeled Travel Bag, <http://www.wellpromo.com/upload/upimg60/Werks-Traveler-20-Deluxe-Whee-151660.jpg>, Oct. 14, 2010, 1 page.

Evaluation Report of Utility Model Patent, State Intellectual Property Office of the People's Republic of China, Mailing Date—May 30, 2013, 7 pages.

International Search Report and Written Opinion, International Application No. PCT/US2011/057207, Filed: Oct. 21, 2011, Mailing Date: Mar. 20, 2012, 11 pages.

Great Britain Examination Report, Application No. GB1309378.6, Applicant: Travelpro International, Inc., Date of Report: Apr. 9, 2015, 5 pages.

* cited by examiner

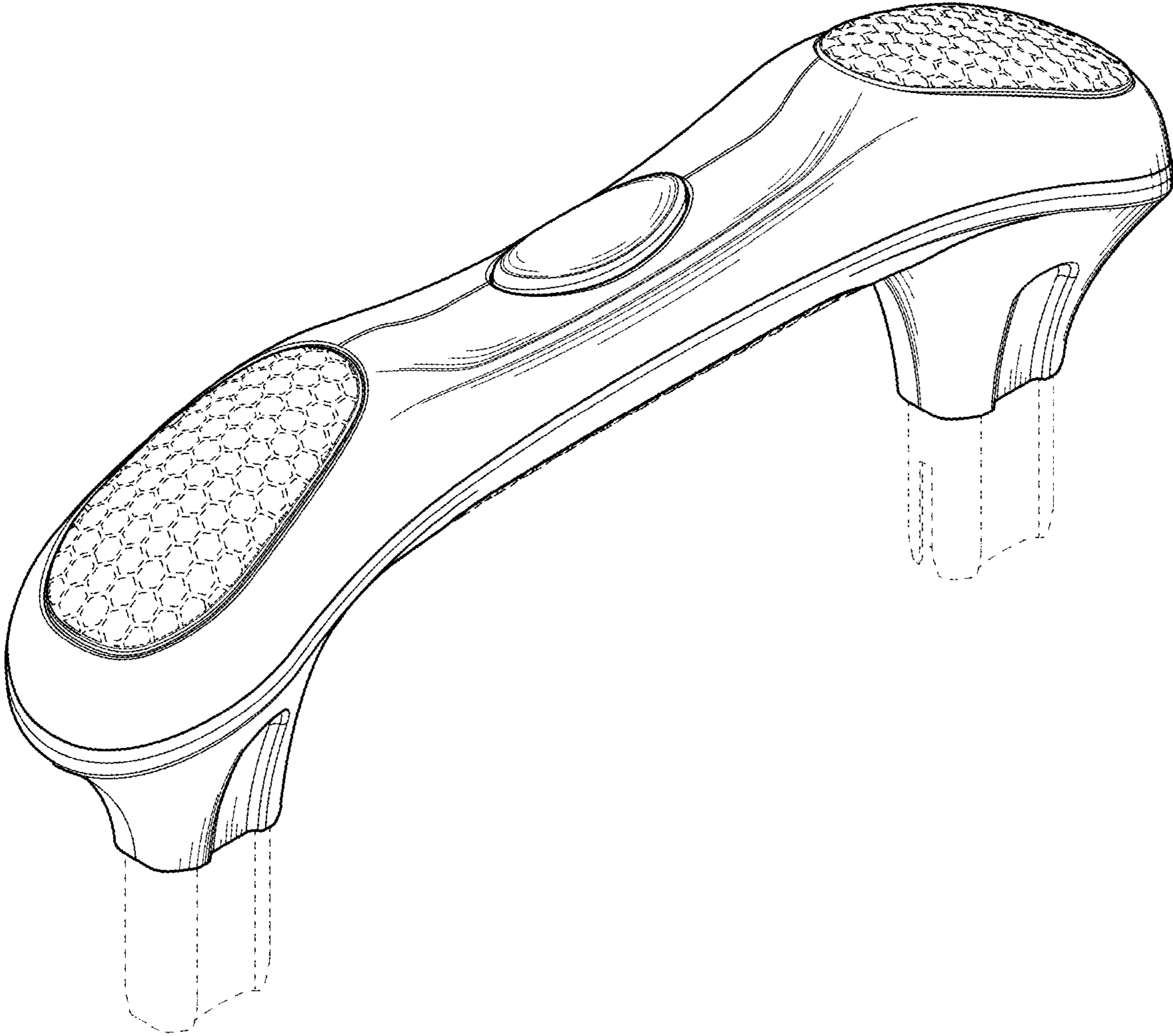


FIG. 1

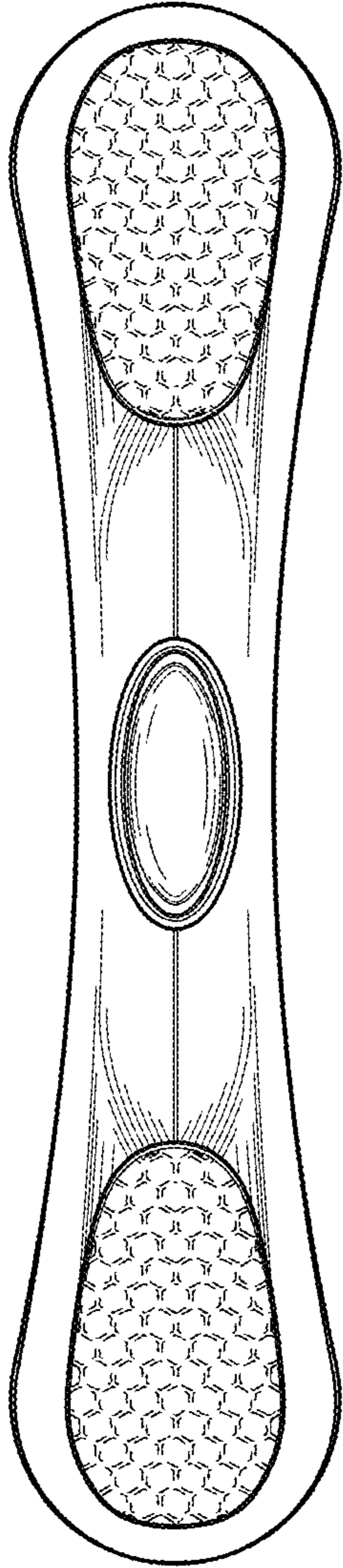


FIG. 2

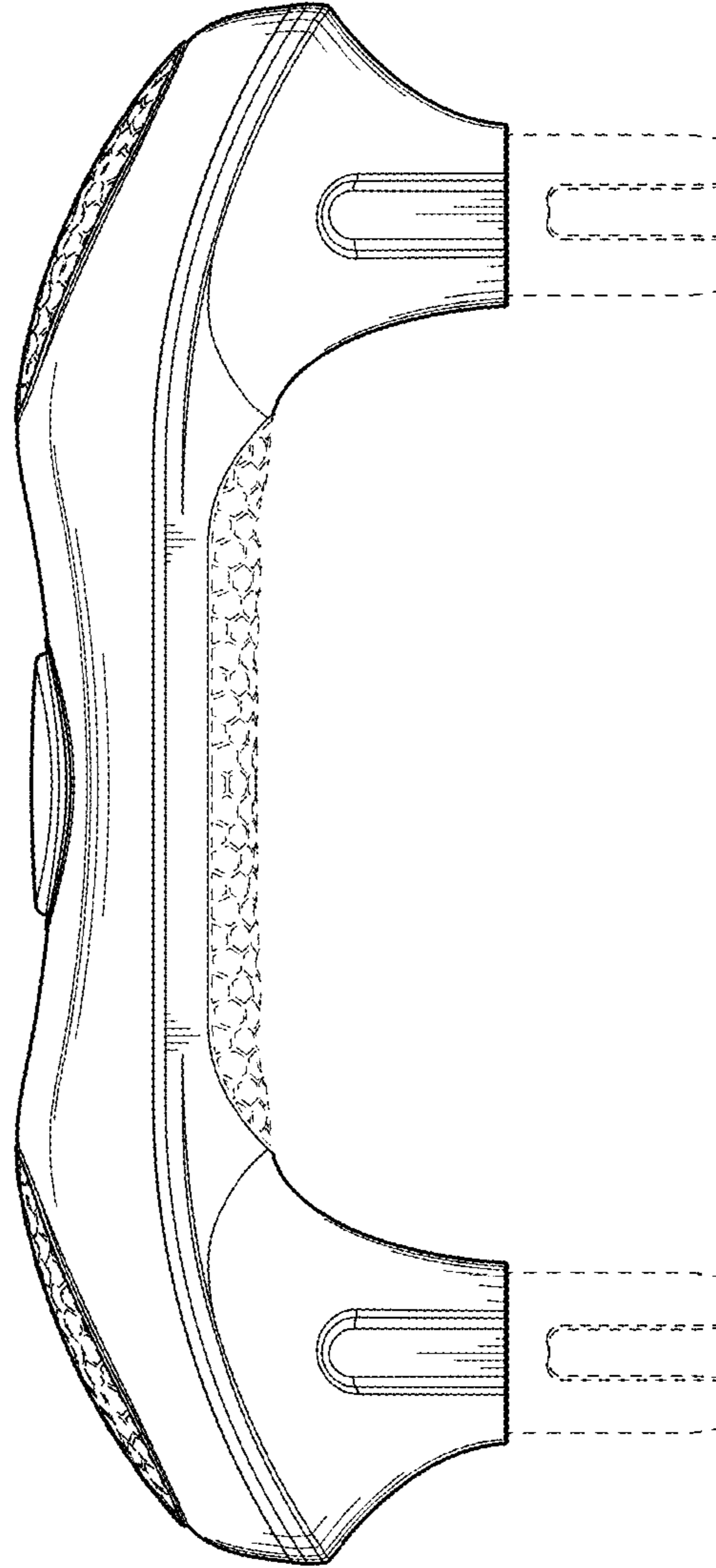


FIG. 3

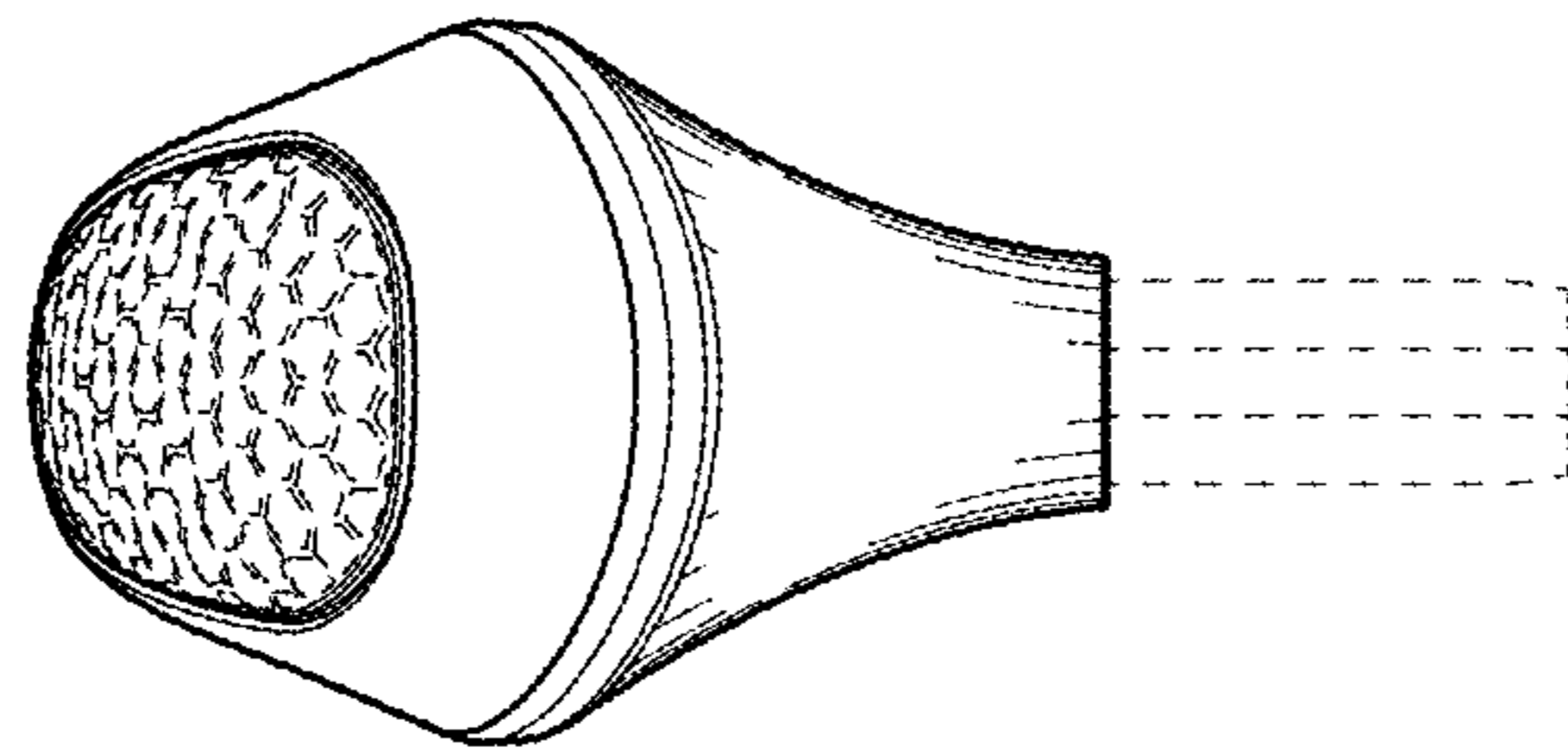


FIG. 4

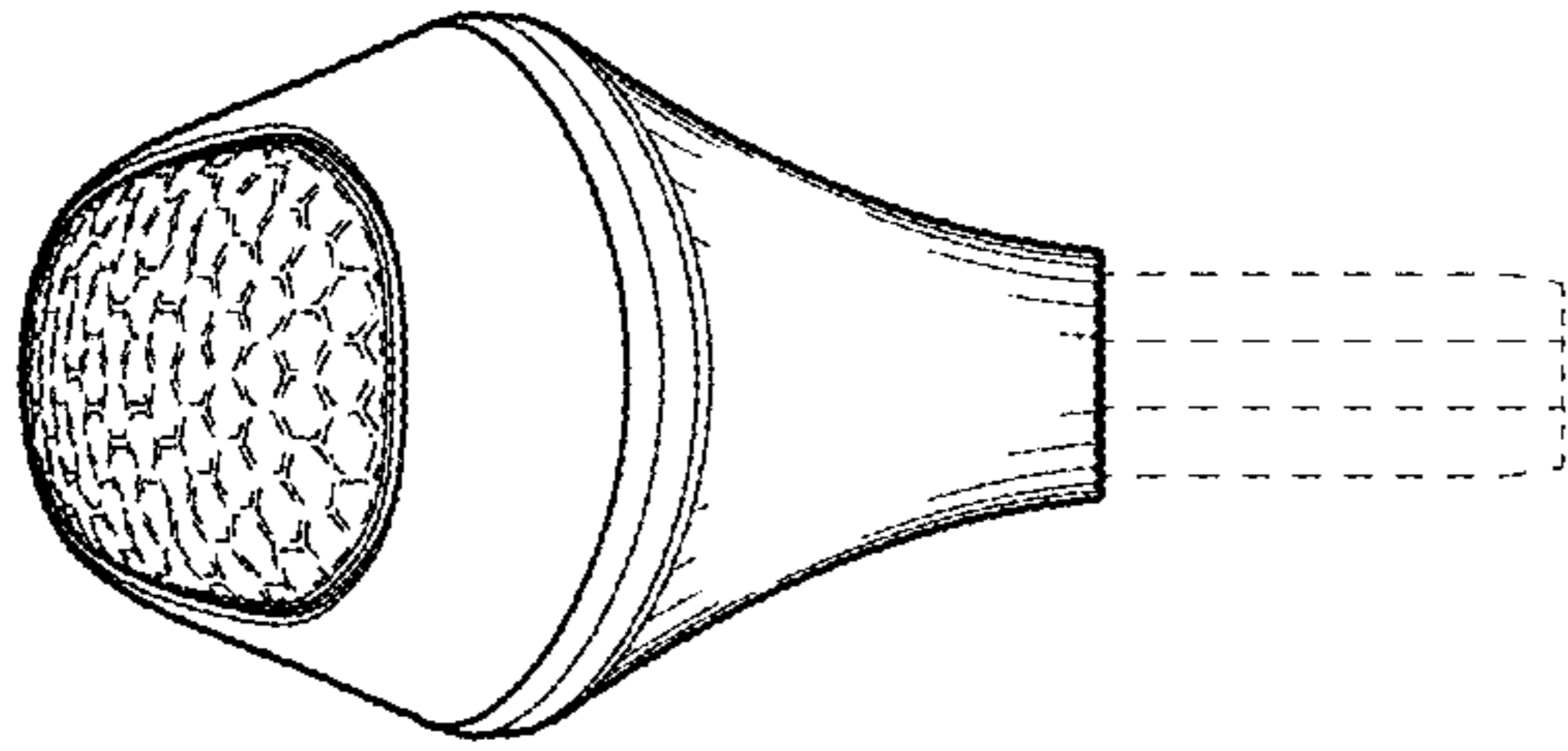


FIG. 6

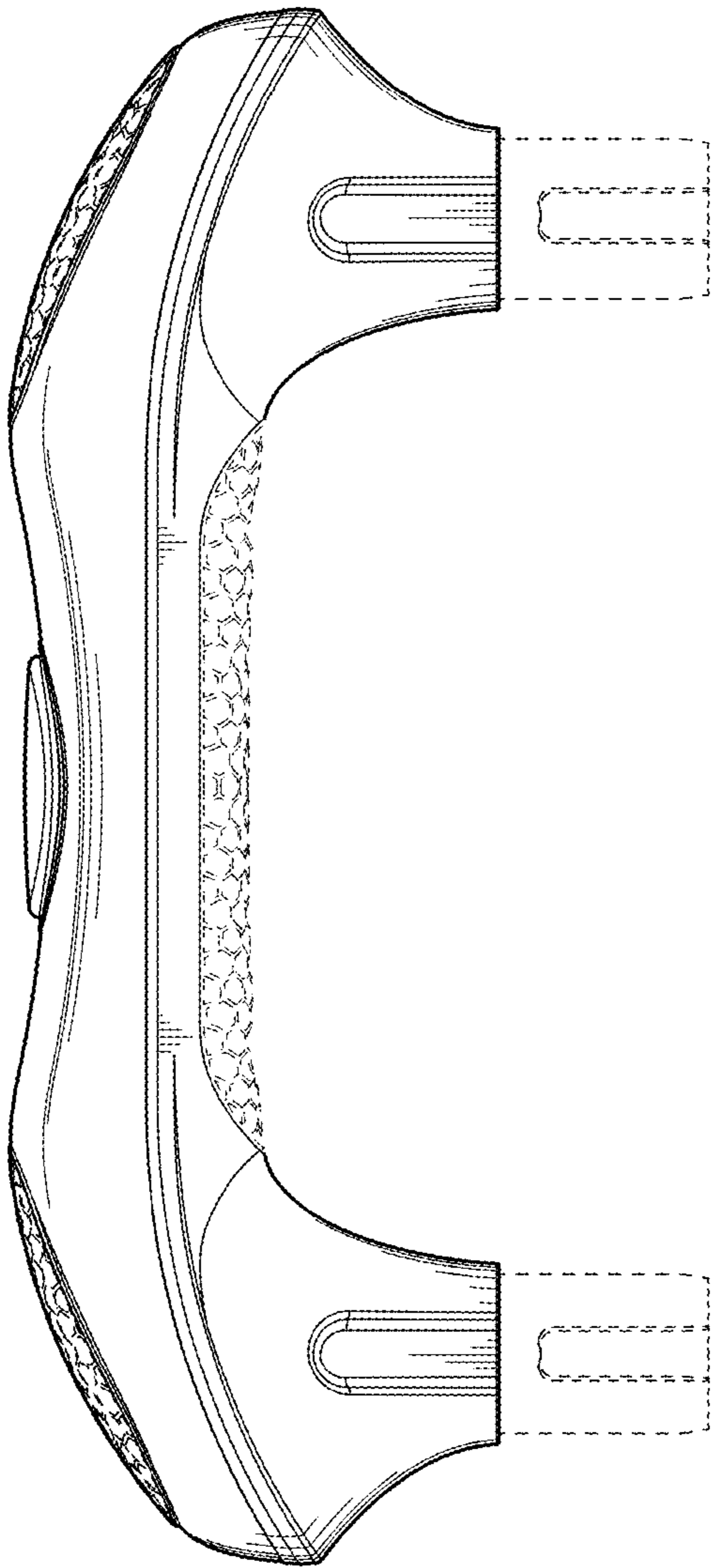


FIG. 5

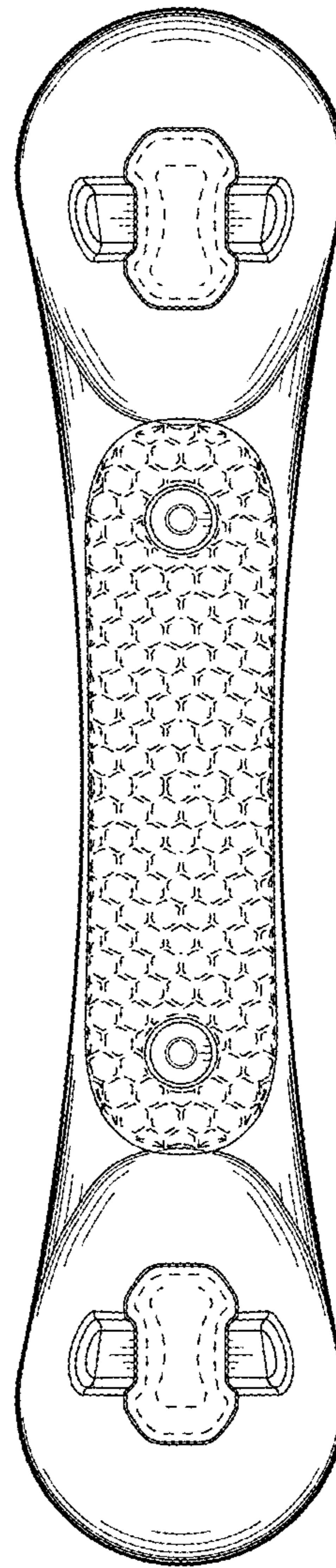


FIG. 7

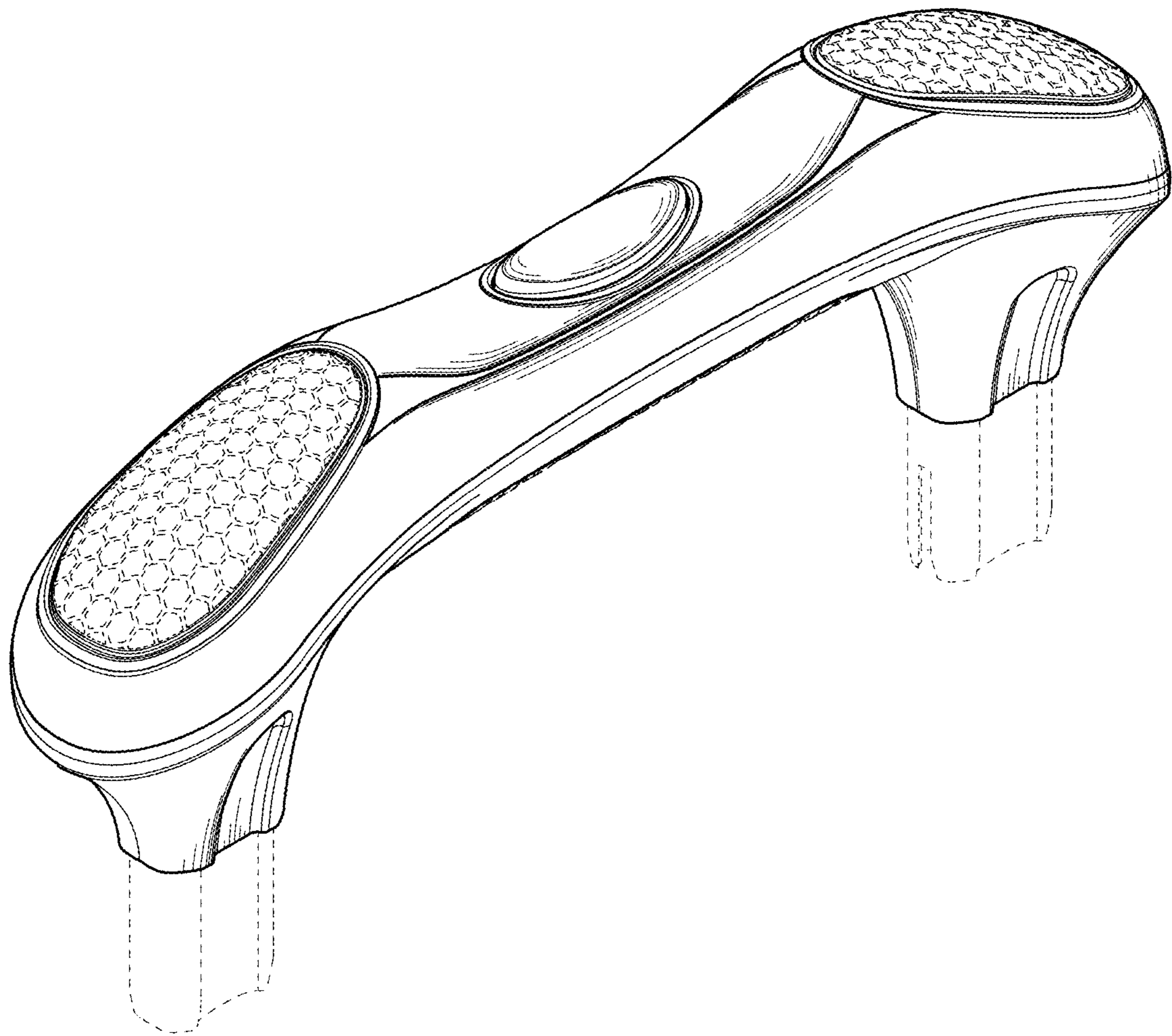


FIG. 8

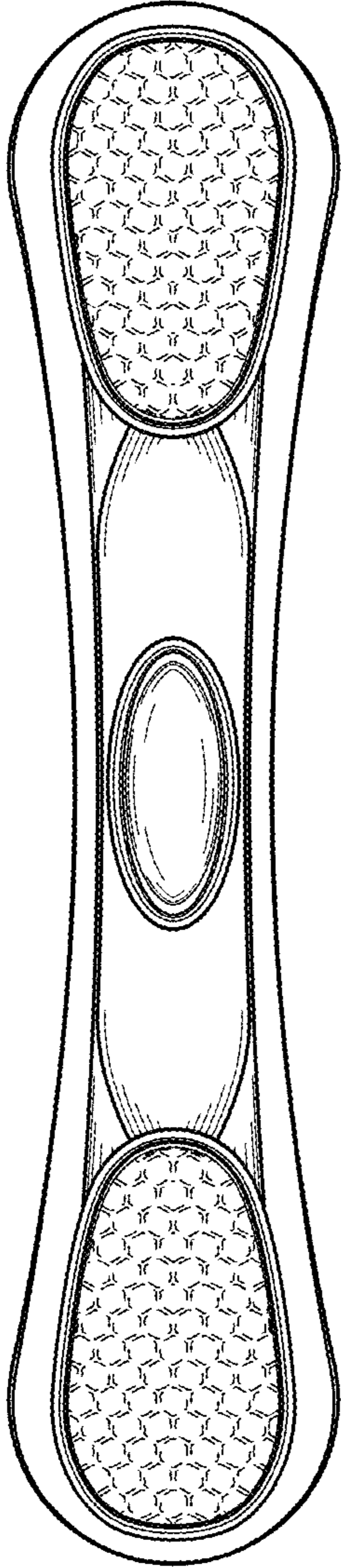


FIG. 9

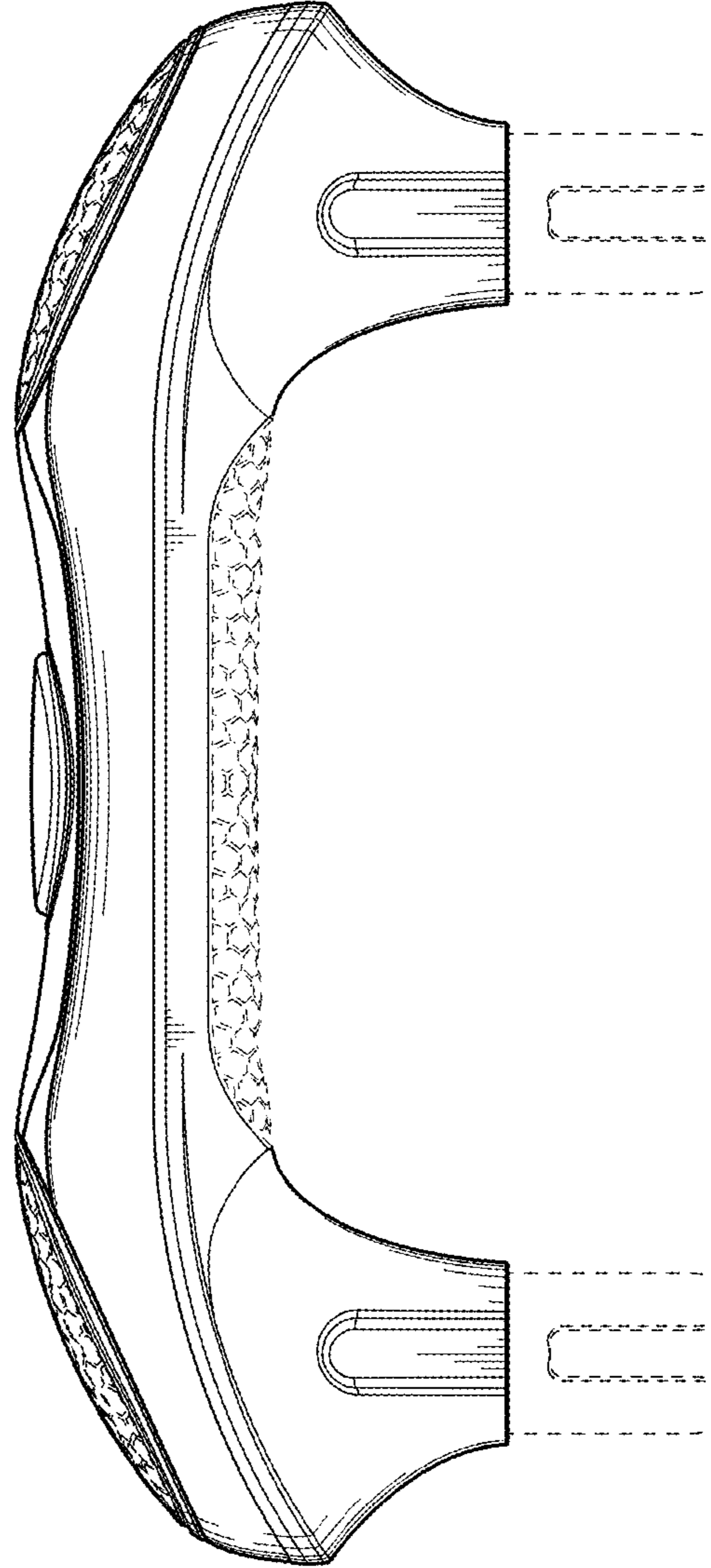


FIG. 10

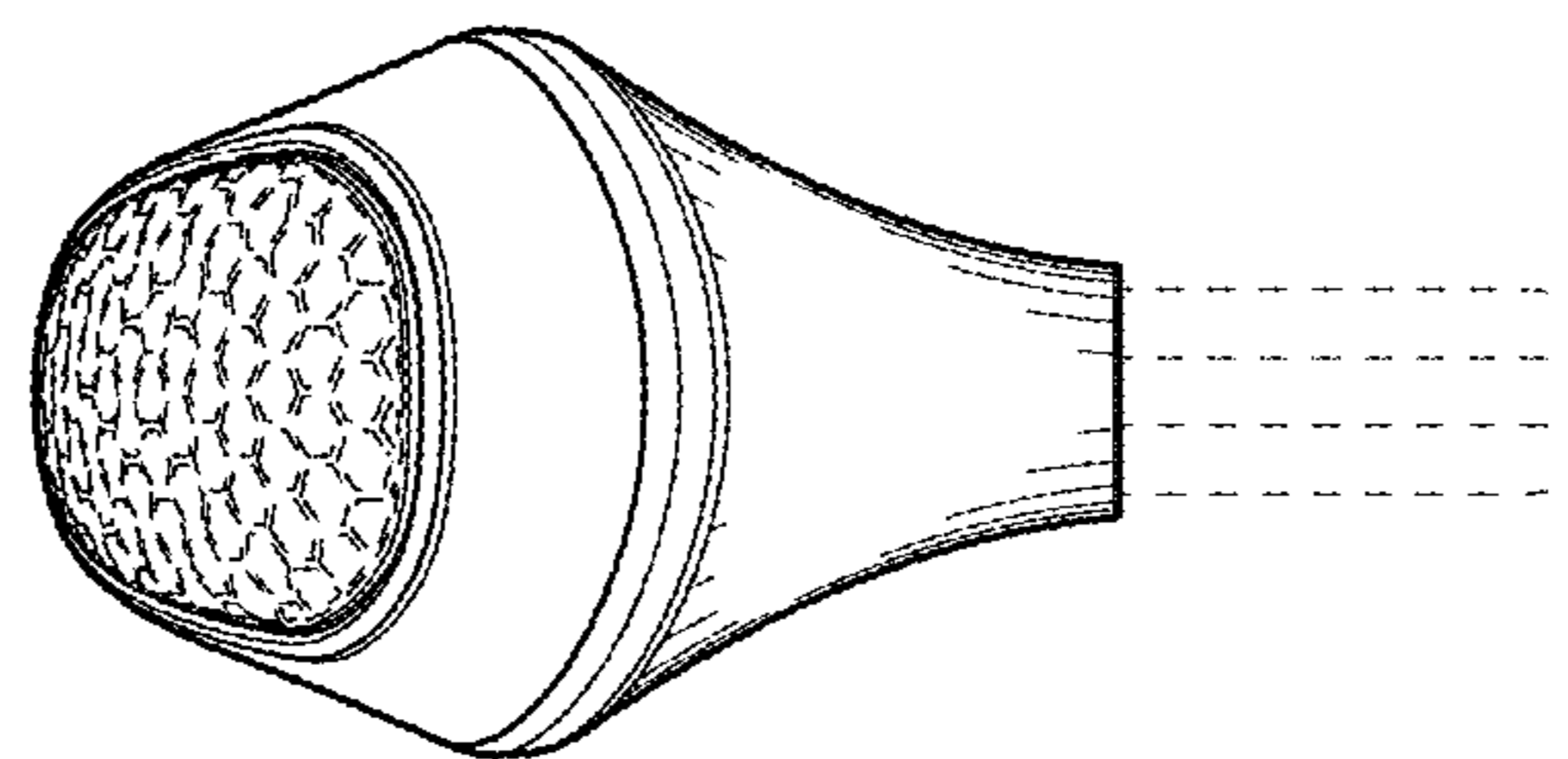


FIG. 11

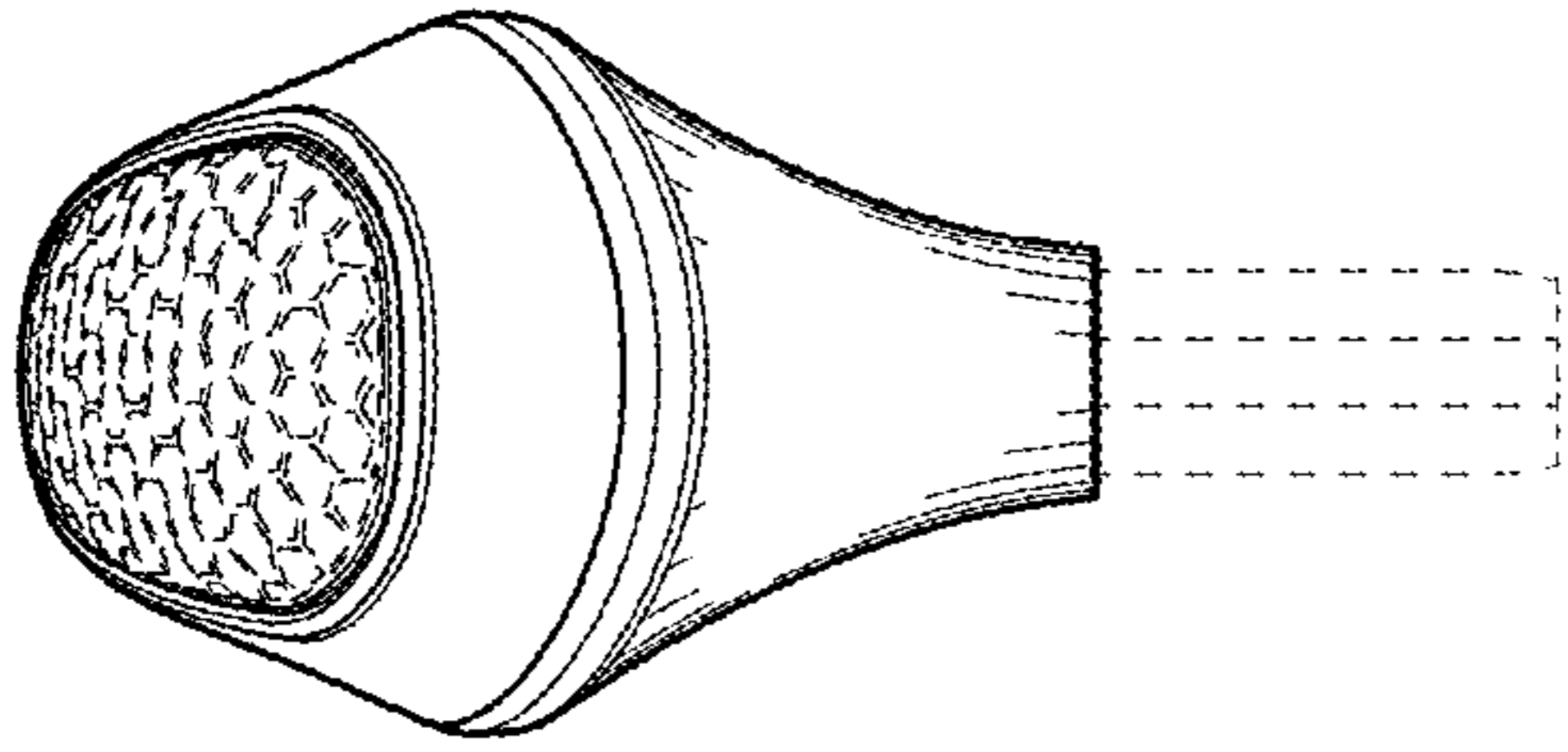


FIG. 13

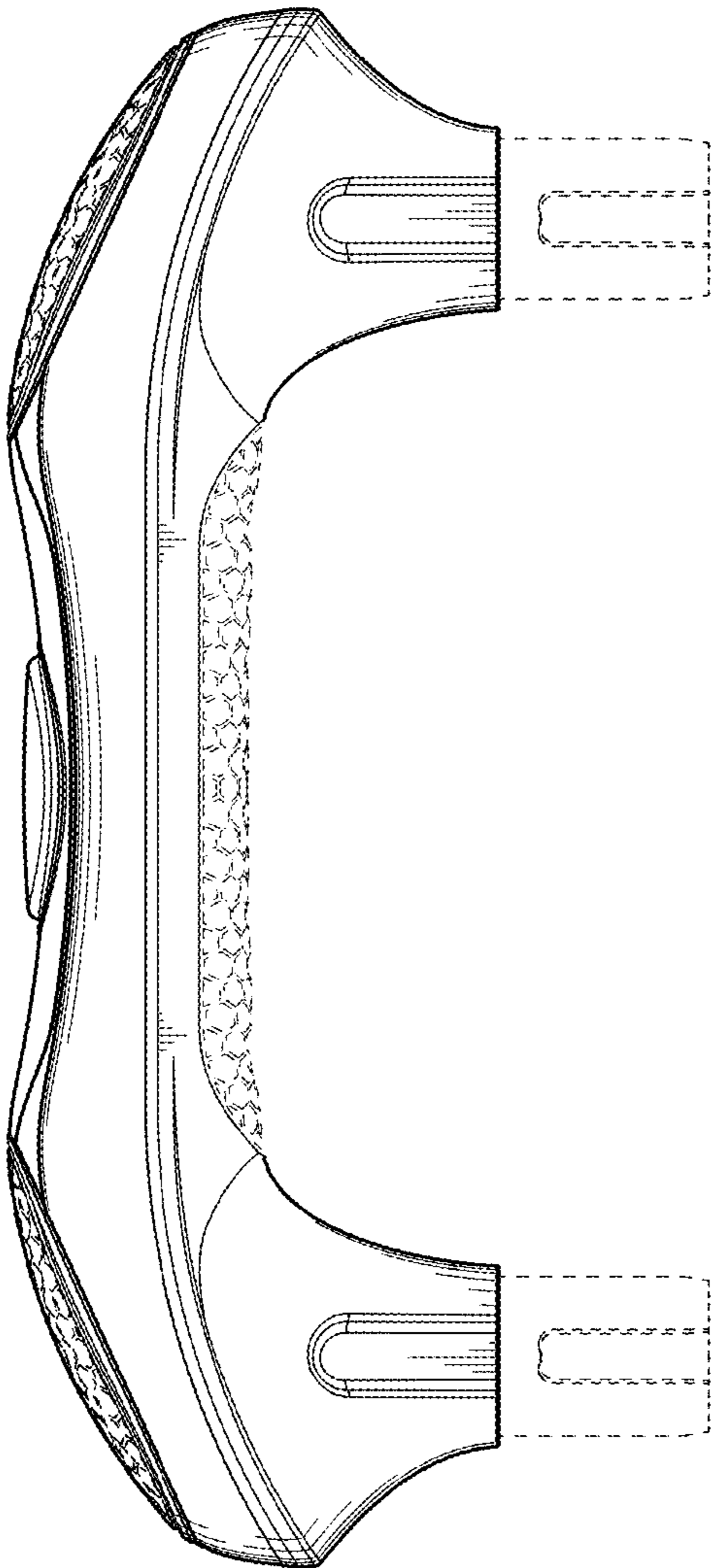


FIG. 12

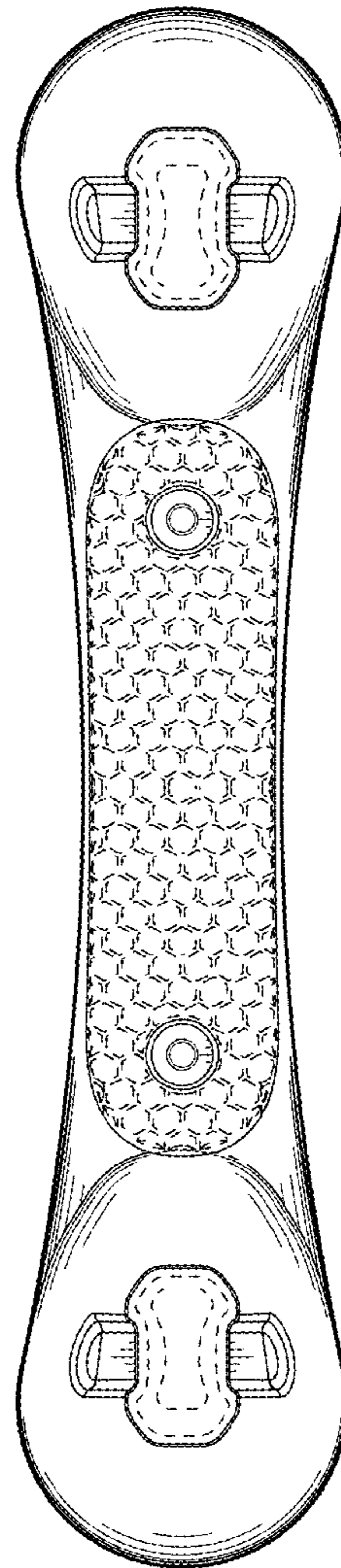


FIG. 14