



US00D773801S

(12) **United States Design Patent**  
**Baldwin**

(10) **Patent No.:** **US D773,801 S**

(45) **Date of Patent:** **\*\* Dec. 13, 2016**

(54) **KEYCHAIN CLIP FOR A HANDBAG**

(71) Applicant: **Ruby Baldwin**, Holly Springs, NC  
(US)

(72) Inventor: **Ruby Baldwin**, Holly Springs, NC  
(US)

(\*\*) Term: **15 Years**

(21) Appl. No.: **29/539,888**

(22) Filed: **Sep. 18, 2015**

(51) **LOC (10) Cl.** ..... **03-01**

(52) **U.S. Cl.**  
USPC ..... **D3/207**

(58) **Field of Classification Search**  
USPC ..... D8/375, 374, 381, 382, 380, 318, 373,  
D8/377, 363, 358, 384, 376, 385, 388,  
D8/389, 355, 394, 356, 396; D6/553, 550,  
D6/563; D3/207, 208, 211, 328; D11/208  
CPC ..... Y10T 24/1379; Y10T 24/1394; Y10T  
70/8757; Y10T 24/3449; Y10T 24/45288;  
Y10T 403/7176; A45F 5/02; A45F 5/021;  
A45F 2005/002; A44B 15/00; A45C  
13/023; A45C 2001/062  
See application file for complete search history.

(56) **References Cited**

**U.S. PATENT DOCUMENTS**

D16,386 S \* 11/1885 Seltzer ..... D19/65  
1,206,074 A 11/1916 Zwiener  
1,418,979 A 6/1922 Seferlis

1,609,347 A 12/1926 Dee  
2,224,972 A 12/1940 Long, Jr.  
3,176,360 A \* 4/1965 Pauer ..... A45F 5/02  
24/3.6  
3,707,742 A 1/1973 Justice et al.  
D376,387 S \* 12/1996 Saccoccio ..... D19/65  
5,619,774 A 4/1997 Perry  
D400,584 S \* 11/1998 Wolff ..... D19/65  
D487,561 S \* 3/2004 Nguyen ..... D8/370  
7,537,032 B2 5/2009 Stein  
2007/0012077 A1 1/2007 Remeli et al.  
2009/0095039 A1 4/2009 Nagamine

\* cited by examiner

*Primary Examiner* — Robert M Spear

*Assistant Examiner* — Eliza Bennett-Hattan

(57) **CLAIM**

The ornamental design for a keychain clip for a handbag, as shown and described.

**DESCRIPTION**

FIG. 1 is a front view of a keychain clip for a handbag showing my new design;

FIG. 2 is a rear view of the keychain clip for a handbag;

FIG. 3 is a left side view of the keychain clip for a handbag, a right side view being a mirror image thereof;

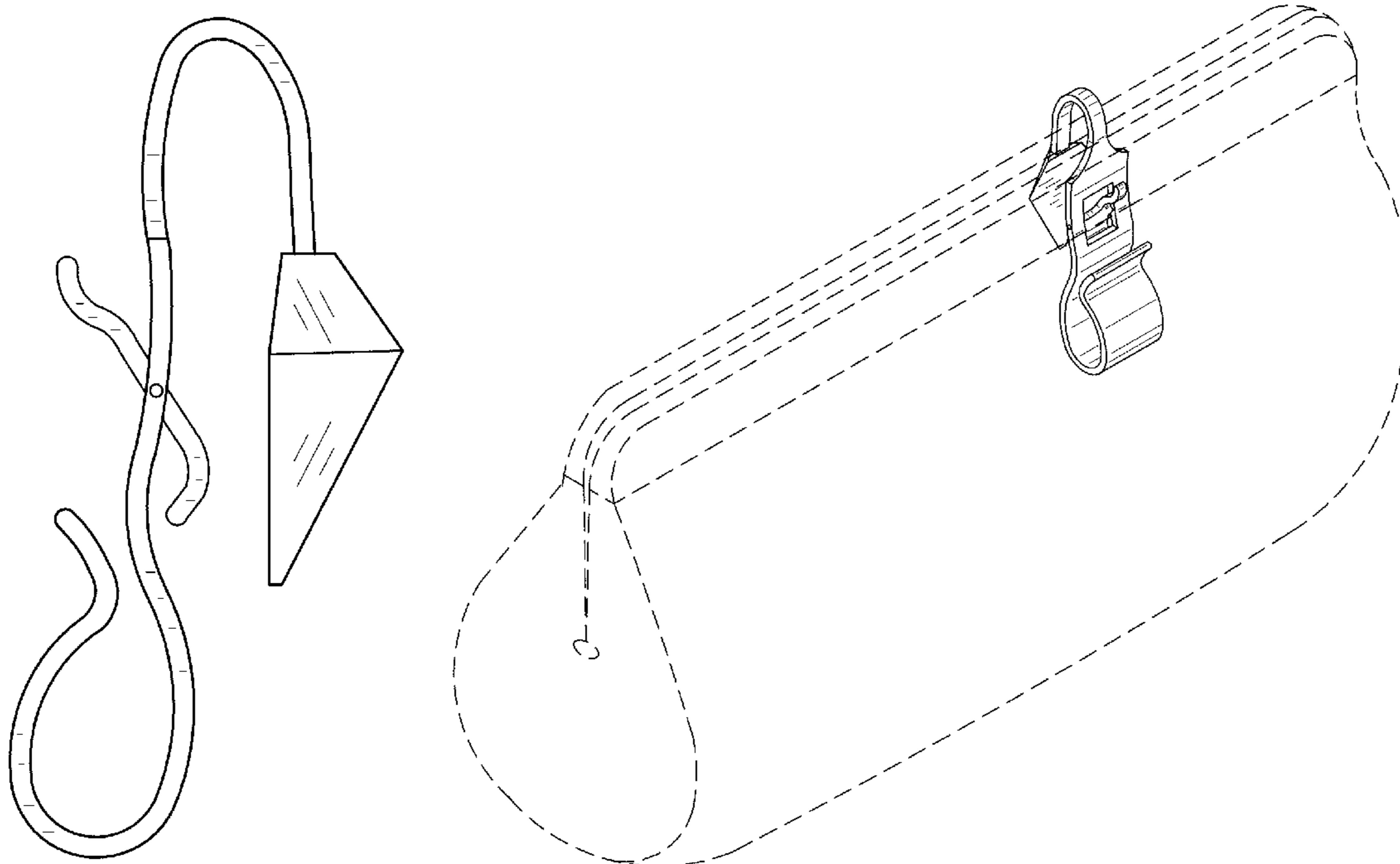
FIG. 4 is a top view of the keychain clip for a handbag;

FIG. 5 is a bottom view of the keychain clip for a handbag; and,

FIG. 6 is a top back side perspective view of the keychain clip for a handbag in use.

The broken lines in the drawing depict environmental subject matter only and form no part of the claimed design.

**1 Claim, 5 Drawing Sheets**



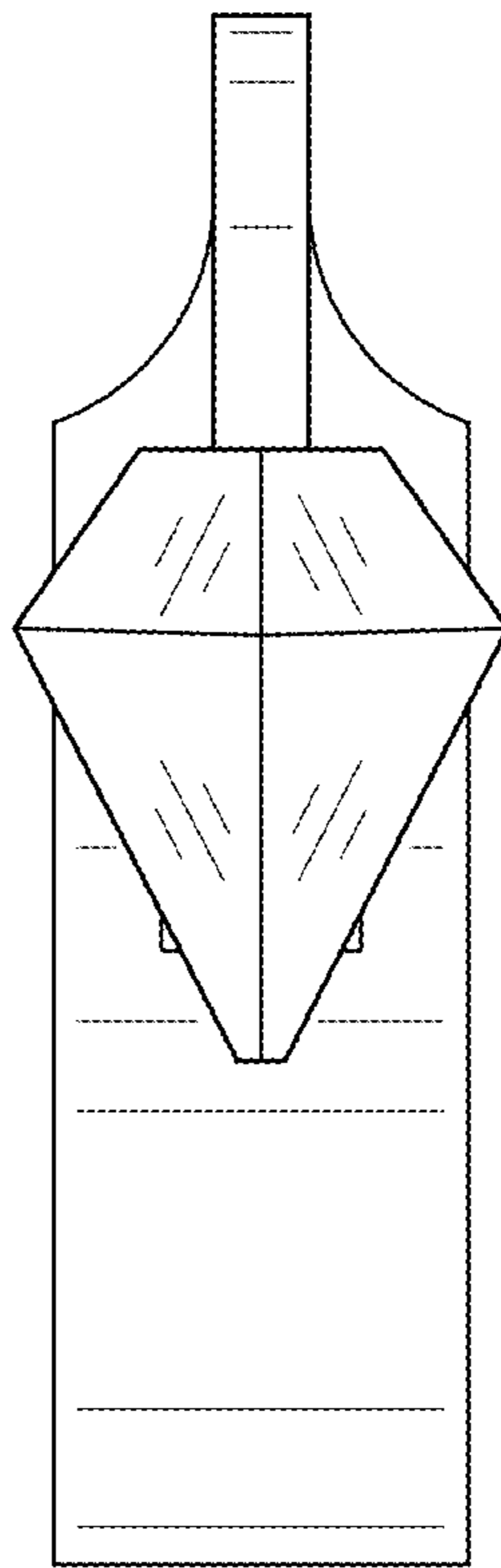


FIG. 1

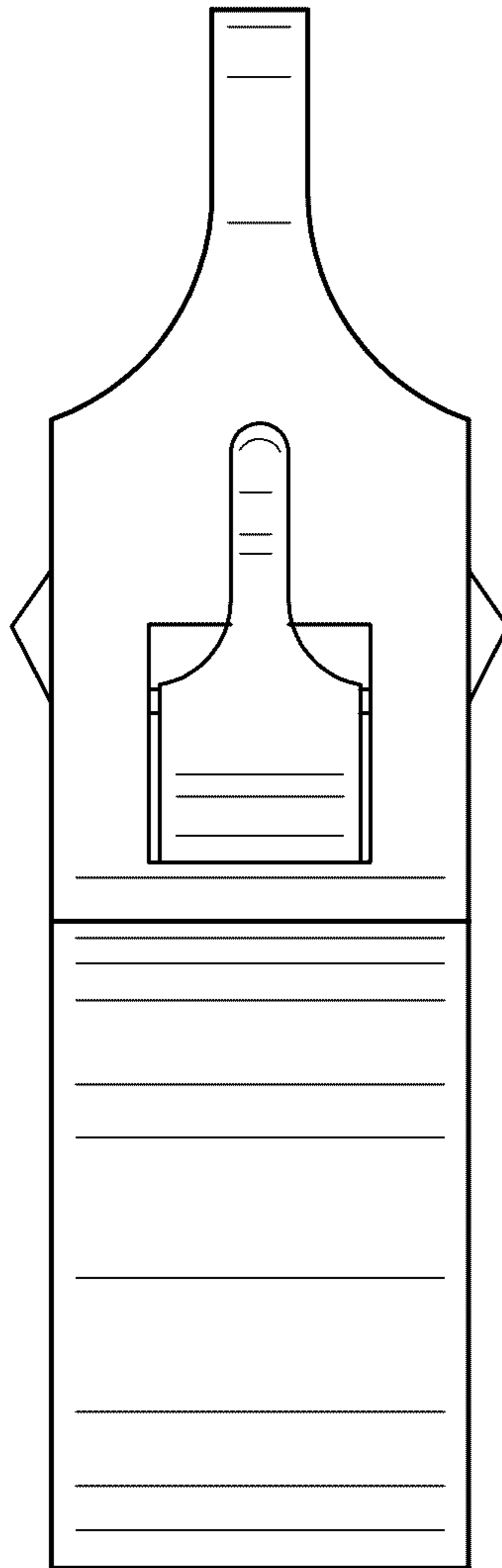


FIG. 2

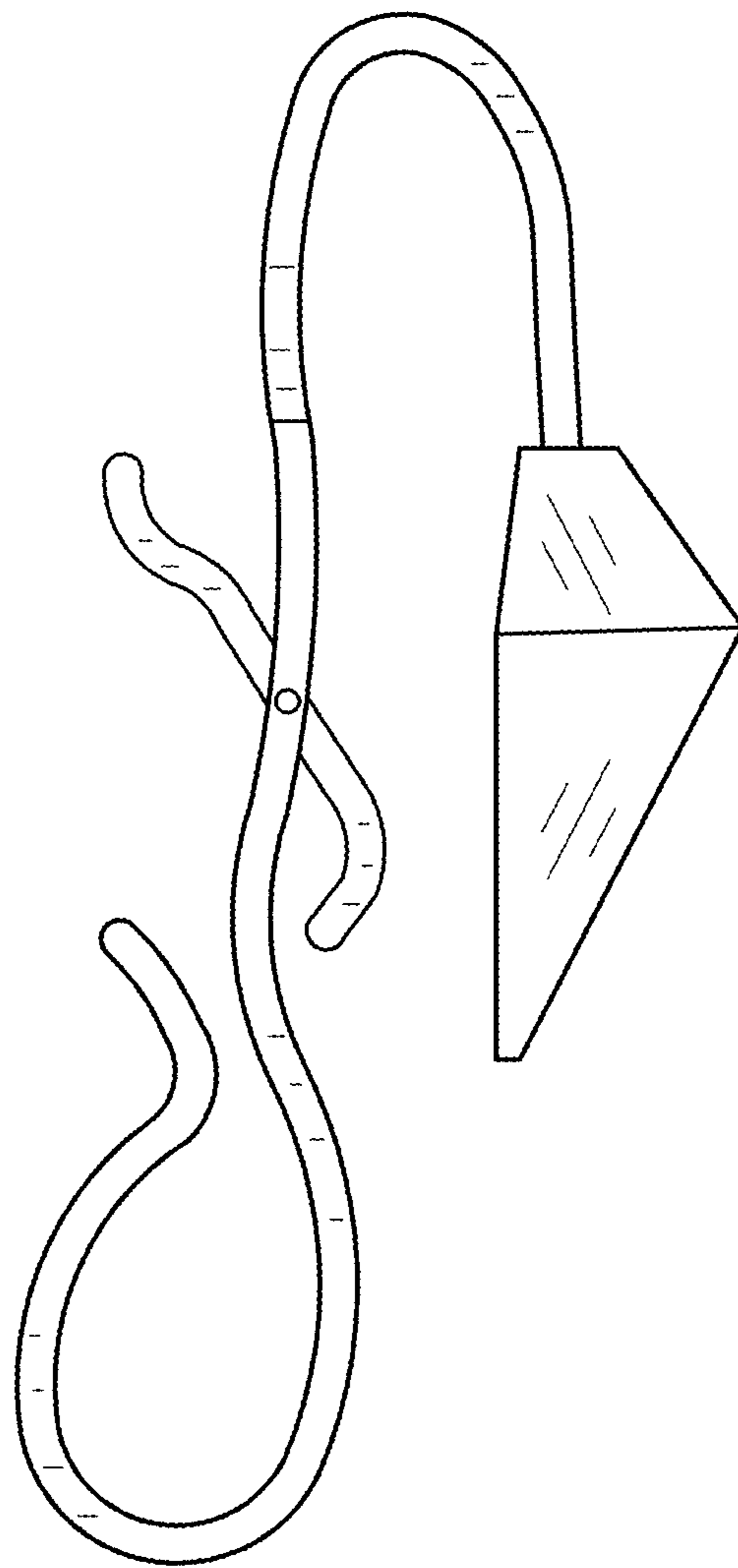


FIG. 3

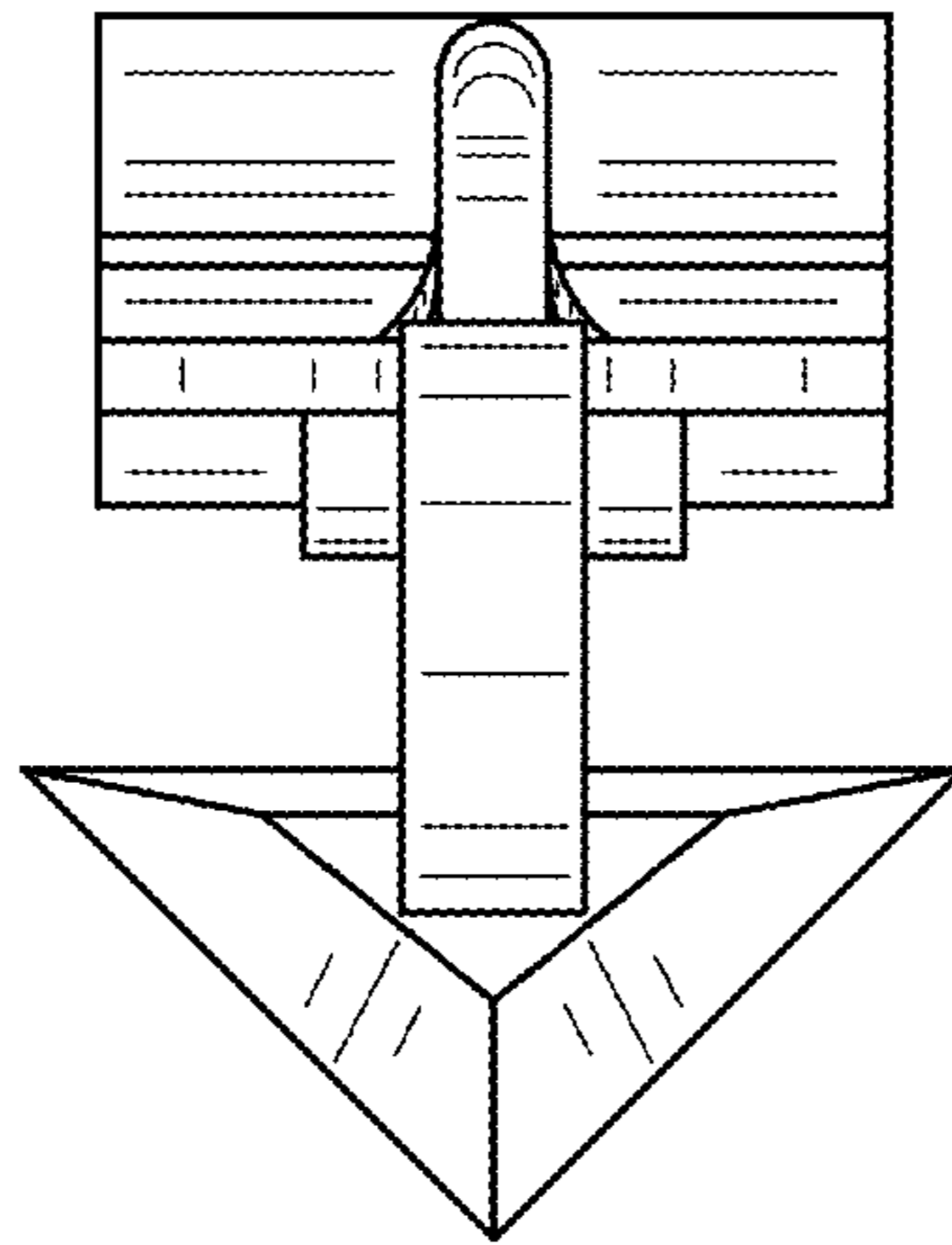


FIG. 4

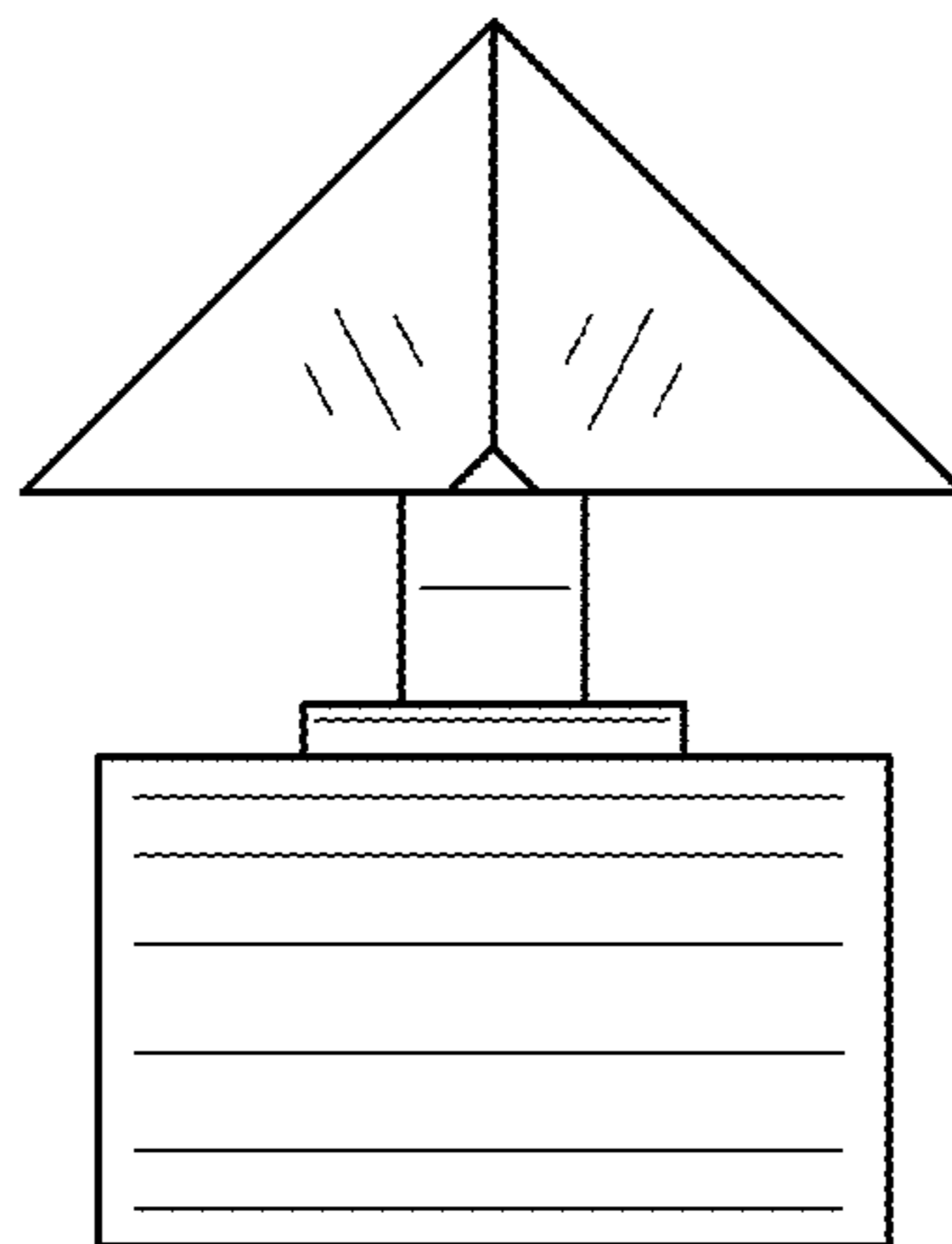


FIG. 5

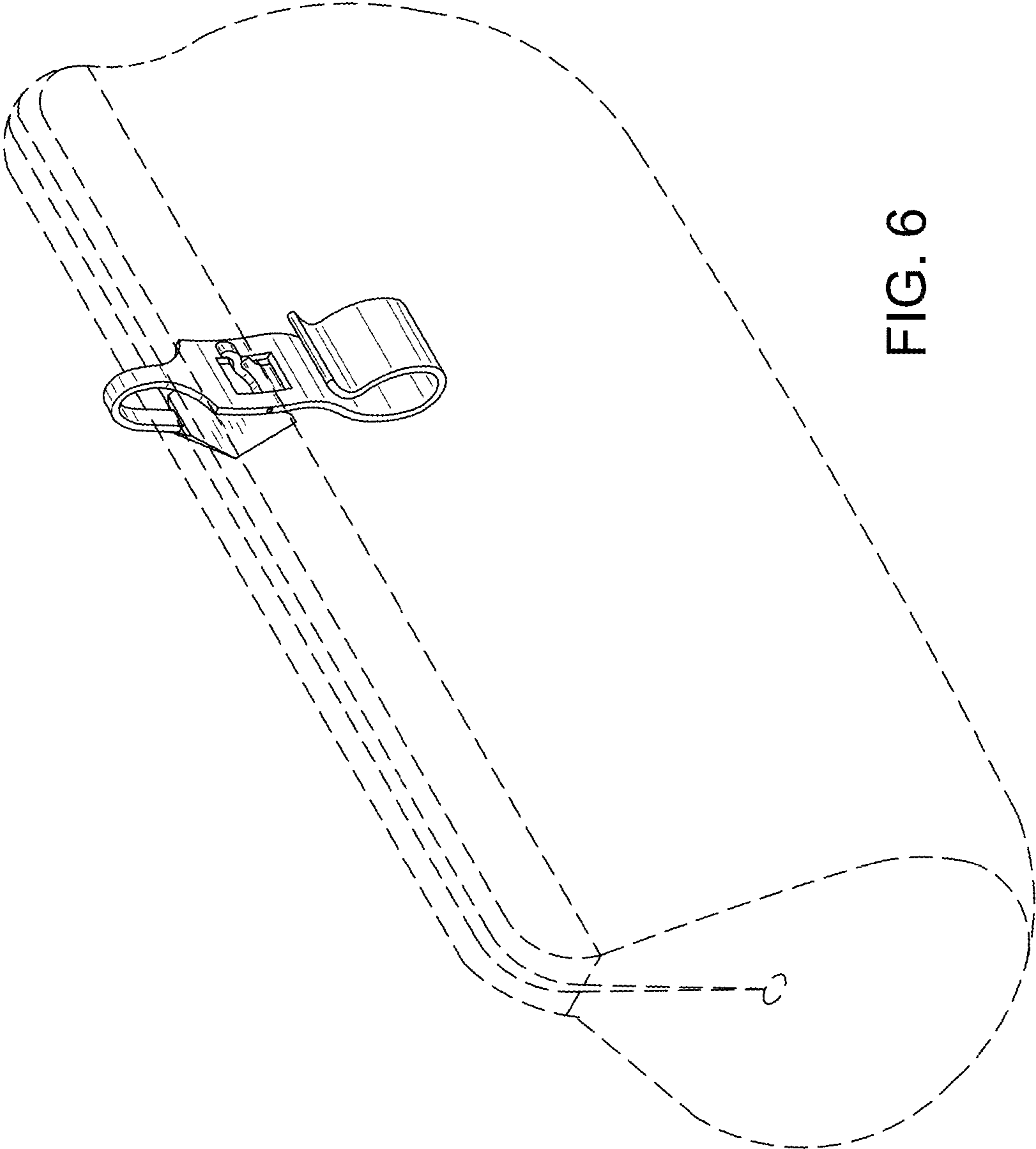


FIG. 6