



US00D773797S

(12) **United States Design Patent** (10) **Patent No.:** **US D773,797 S**
Schoenbeck et al. (45) **Date of Patent:** **** Dec. 13, 2016**

(54) **UPPER PORTION OF SOCK**
(71) Applicant: **ST. ANTONI LLC**, Woodland Hills, CA (US)
(72) Inventors: **Dewi Schoenbeck**, Munich (DE); **John Schoenbeck**, Munich (DE)
(73) Assignee: **ST. ANTONI LLC**, Munich (DE)
(**) Term: **14 Years**
(21) Appl. No.: **29/521,089**
(22) Filed: **Mar. 19, 2015**
(51) **LOC (10) Cl.** **02-04**
(52) **U.S. Cl.**
USPC **D2/993**
(58) **Field of Classification Search**
USPC D2/980-994; D24/192; D29/121.2; D28/56, D/2857

(Continued)

(56) **References Cited**

U.S. PATENT DOCUMENTS

3,699,617 A 10/1972 Hofmeister
4,165,555 A * 8/1979 Boxer A41B 11/002
209/937

(Continued)

FOREIGN PATENT DOCUMENTS

DE 3803799 A1 8/1989
DE 10010656 A1 9/2001

(Continued)

OTHER PUBLICATIONS

Ben Hopson, Kinetic Design, "Prismatoy", Retrieved from Internet on Aug. 20, 2014, URL:<http://www.benhopson.com/?page_id=2149>.

(Continued)

Primary Examiner — George D Kirschbaum
Assistant Examiner — Jennifer Watkins
(74) *Attorney, Agent, or Firm* — Brooks Acordia IP Law, P.C.; Douglas N. Larson

(57) **CLAIM**

We claim the ornamental design for an upper portion of sock, substantially as shown and described.


DESCRIPTION

FIG. 1 is a side perspective view of an upper portion of sock showing our new design;
FIG. 2 is an elevational view of the right side thereof;
FIG. 3 is an elevational view of the left side thereof;
FIG. 4 is a front elevational view thereof;
FIG. 5 is a rear elevational view thereof;
FIG. 6 is a top plan view thereof;
FIG. 7 is a bottom plan view thereof;
FIG. 8 is a side perspective view of an upper portion of sock of an upper portion of sock in a different position of use and/or showing a second embodiment of our new design;
FIG. 9 is an elevational view of the left side thereof;
FIG. 10 is an elevational view of the right side thereof;
FIG. 11 is a front elevational view thereof;
FIG. 12 is a rear elevational view thereof;
FIG. 13 is a top plan view thereof; and,
FIG. 14 is a bottom plan view thereof.

The second embodiment shows the elongate design element on the inward, as opposed to the outward sock side as in the first embodiment.

The dash-dash-dash-dash type broken lines shown in the drawings are included for the purpose of illustrating environmental structure and form no part of the claimed design. The dot-dash-dot-dash type broken lines shown in the drawings define the boundaries of the claimed design.

1 Claim, 10 Drawing Sheets



(58) **Field of Classification Search**
 CPC A41B 11/002; A41B 2400/38; A41B
 2300/30; A41B 2300/32
 See application file for complete search history.

(56) **References Cited**

U.S. PATENT DOCUMENTS

5,038,413	A	8/1991	Ursino	
5,189,767	A	3/1993	Reitsma	
D382,223	S	8/1997	Harrison	
5,699,557	A	12/1997	Johnson	
5,740,558	A	4/1998	Messman	
5,918,318	A *	7/1999	Jones	A41B 11/002 2/160
5,970,524	A	10/1999	Becker et al.	
5,974,590	A	11/1999	Stubbs	
6,032,294	A	3/2000	Dean	
6,092,241	A	7/2000	Bellet	
6,185,745	B1	2/2001	Alger	
6,185,751	B1	2/2001	Mason	
6,216,279	B1	4/2001	Ellingson	
D442,113	S	5/2001	Nisguretsky	
6,237,158	B1	5/2001	Barbara	
6,374,420	B2	4/2002	Jossi	
6,397,393	B2	6/2002	Alger	
D473,706	S	4/2003	Livingston-Capoano	
D503,646	S	4/2005	Rapport	
D511,888	S	11/2005	Anton et al.	
6,990,694	B2	1/2006	Poole	
7,058,986	B2	6/2006	Pietzyk-Hardy	
7,150,081	B2	12/2006	Juan	
D552,003	S	10/2007	Lecut	
7,302,712	B2	12/2007	Abrusia et al.	
D579,194	S	10/2008	Caylor	
D613,938	S	4/2010	Alexander	
D627,146	S	11/2010	Kantor et al.	
D631,780	S	2/2011	Levy	
D653,153	S	1/2012	Froehlich	
D668,576	S	10/2012	Outland	
D673,874	S	1/2013	Long et al.	
8,359,671	B1	1/2013	Glass et al.	
D705,695	S	5/2014	Wall	

D707,584	S	6/2014	Webb	
D712,773	S	9/2014	Mounce	
D727,613	S *	4/2015	Schoenbeck	D2/993
D736,116	S *	8/2015	Schoenbeck	D11/220
2004/0123377	A1	7/2004	Ferguson	
2004/0123430	A1	7/2004	Ferguson	
2004/0154075	A1	8/2004	Ferguson	
2007/0256280	A1	11/2007	Azan	
2008/0034478	A1	2/2008	Patterson	
2008/0222778	A1 *	9/2008	Dierssen-Morice ..	D06F 95/008 2/239
2008/0250815	A1	10/2008	Wachler et al.	
2010/0011486	A1	1/2010	Allen	
2011/0209268	A1 *	9/2011	Smitherman	A41B 11/002 2/239
2012/0311768	A1	12/2012	Ladyzhenskaya et al.	
2013/0302558	A1	11/2013	Schoenbeck et al.	
2014/0090149	A1 *	4/2014	Zuiderveen	A41B 11/002 2/239
2015/0059060	A1 *	3/2015	Schoenbeck	A43B 17/00 2/239

FOREIGN PATENT DOCUMENTS

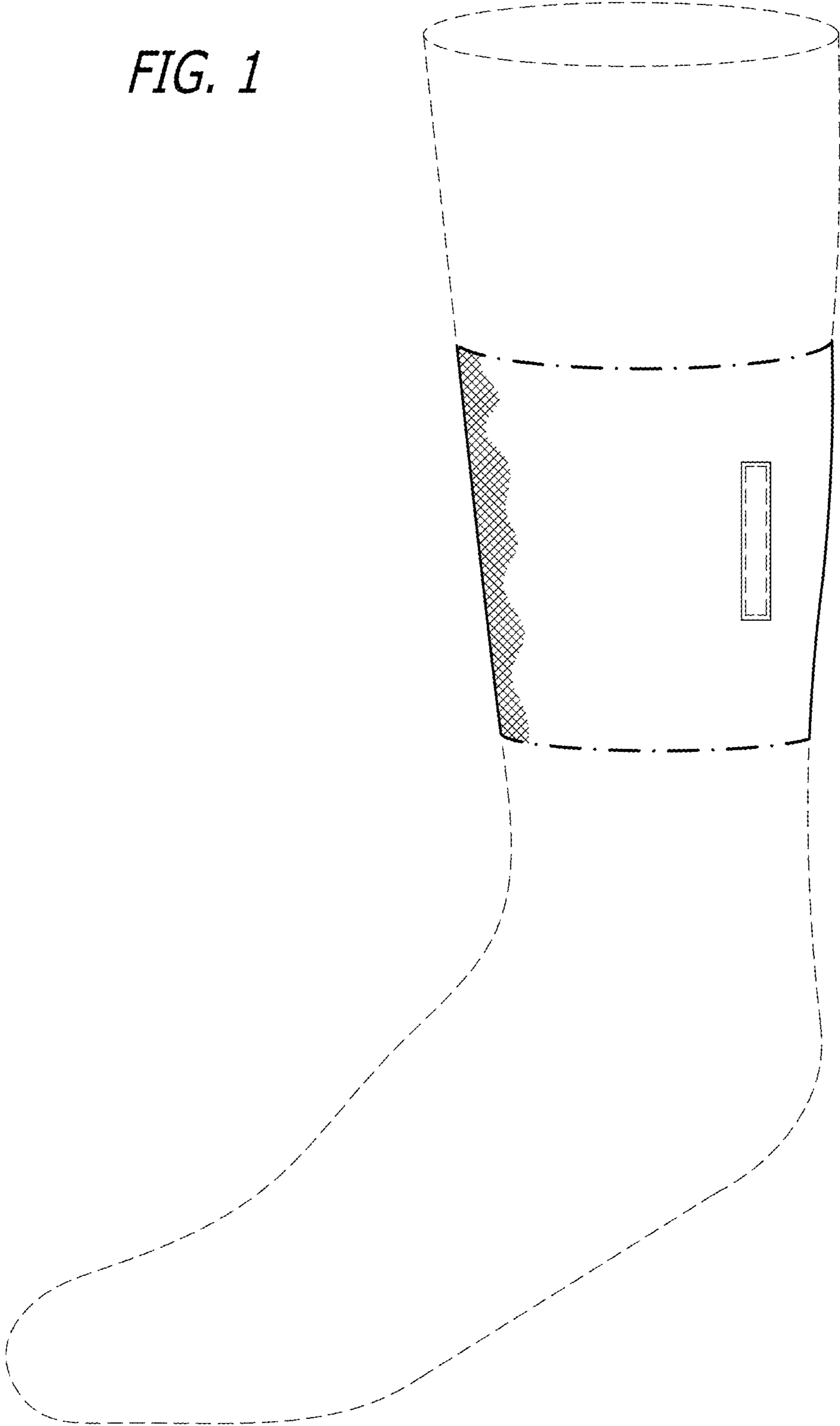
FR	2840511	A1	12/2003
WO	WO 2012/095310	A1	7/2012

OTHER PUBLICATIONS

Notice of Allowance for U.S. Appl. No. 29/494,542 mailed Apr. 6, 2015.
 Ever Socks Company, "Custom Logo Embroidered Socks," Retrieved from Internet on Aug. 20, 2014, URL: <<http://www.eversocks.com/monogram-series/133-custom-logo-embroidered-socks-444.html>>.
 Rakuten Global Market, "Polo Ralph Lauren Socks," Retrieved from Internet on Aug. 19, 2014, URL: <<http://global.rakuten.com/en/store/otoku-shop/item/2018-023-900/?s-id=borderless>>.
 Schmuck Fachshop, "Schmuck Kreuz," Retrieved from Internet on Aug. 19, 2014, URL: <<http://www.bigis-schatzkiste.de/schmuck-shop/Anhaenger/Kreuzanhaenger/Kreuzanhaenger-verschlungen>>.

* cited by examiner

FIG. 1



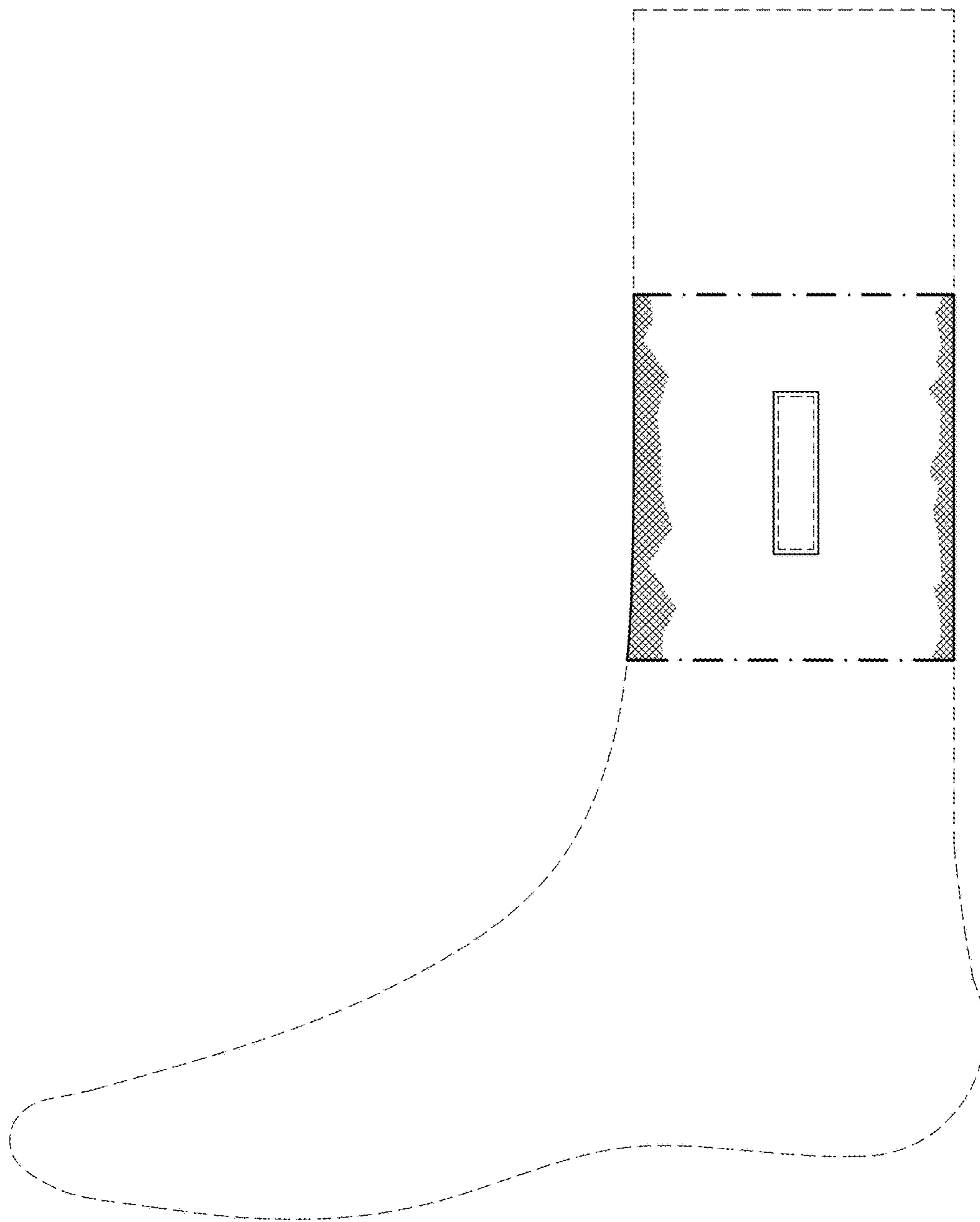


FIG. 2

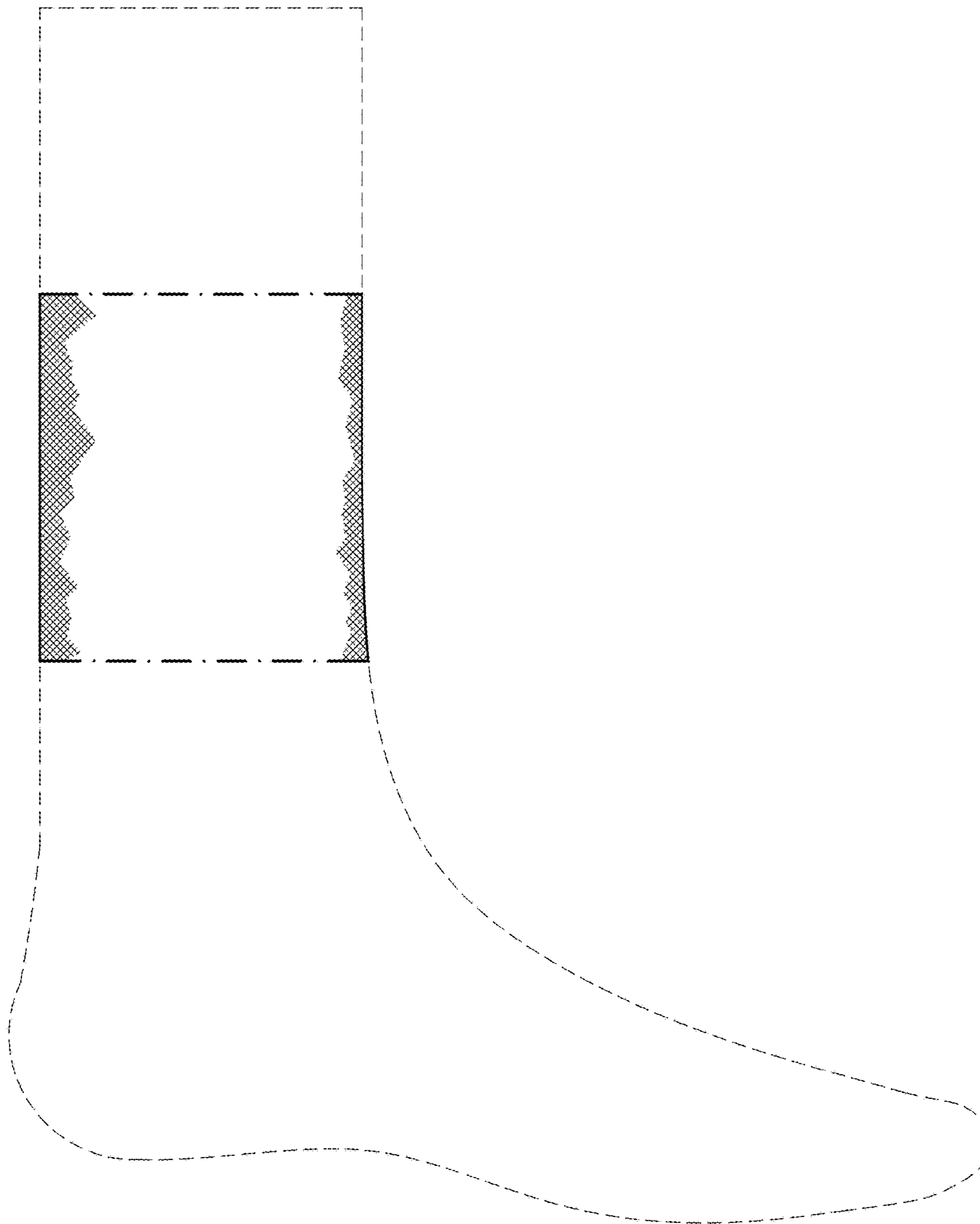


FIG. 3

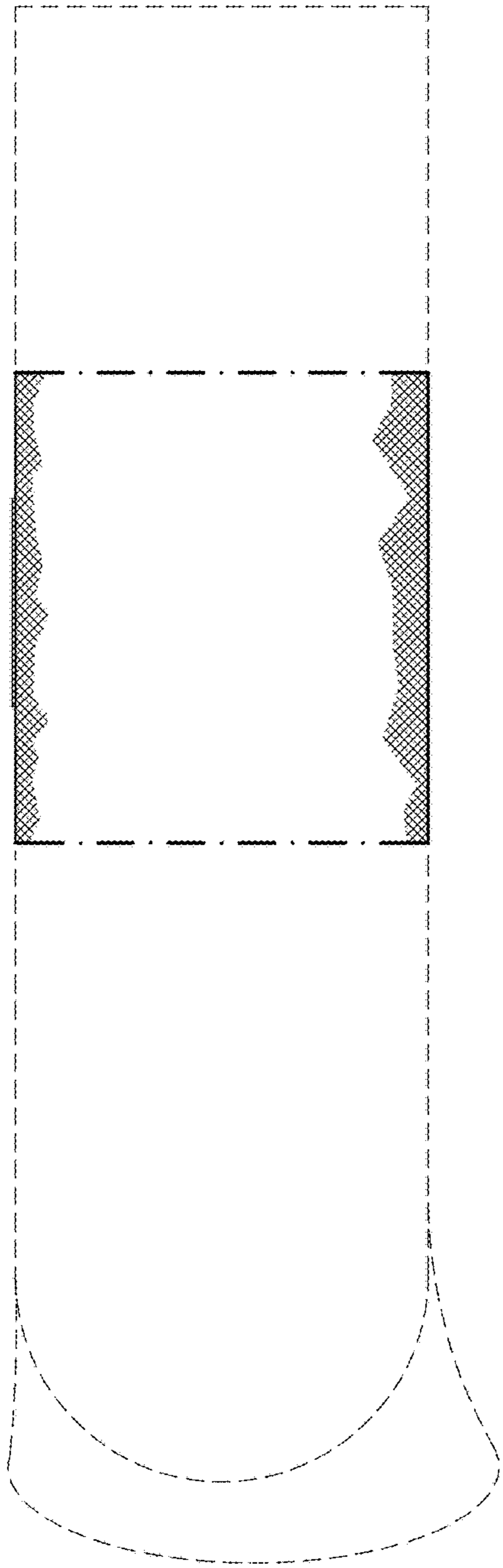


FIG. 4

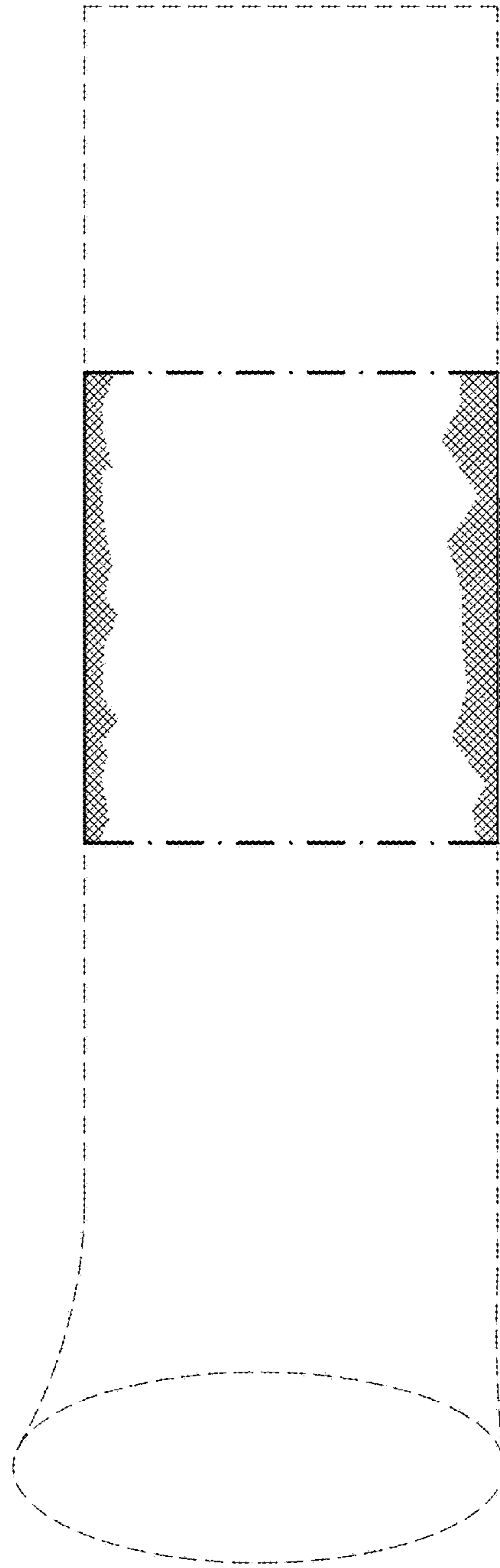


FIG. 5

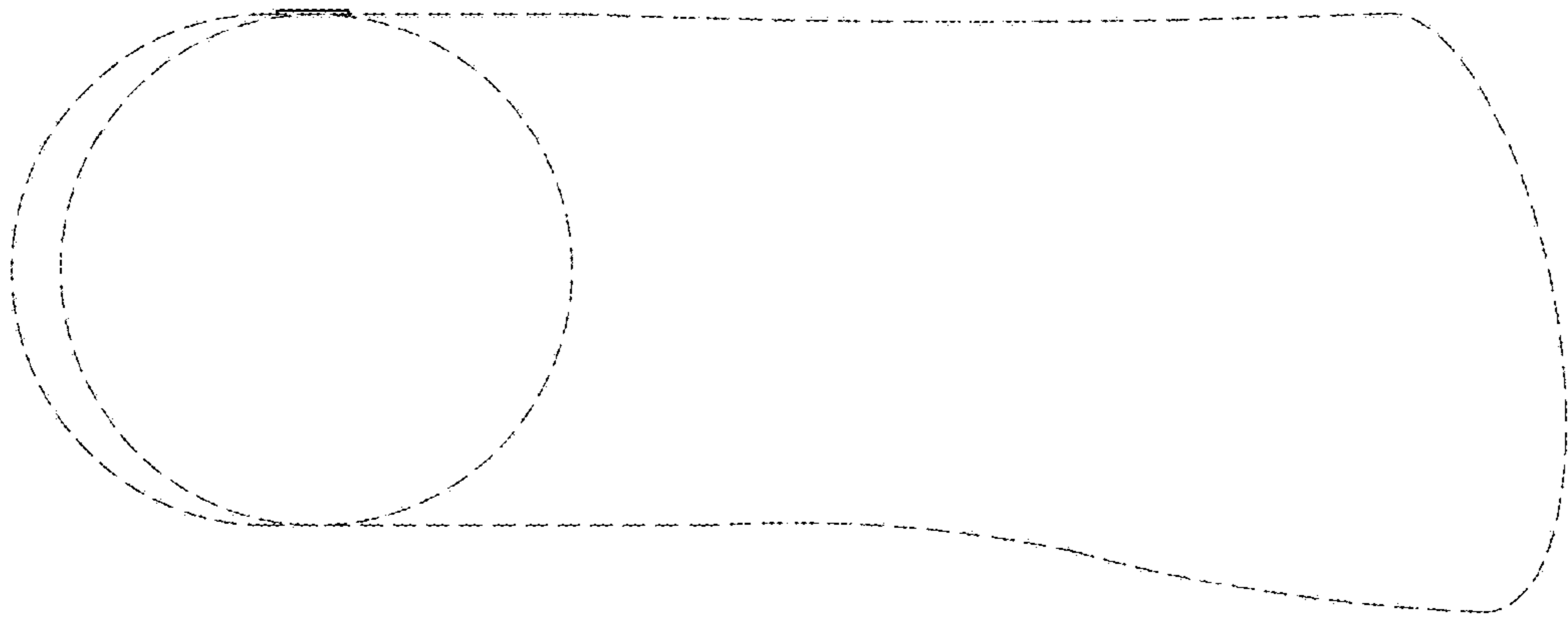


FIG. 6




FIG. 7

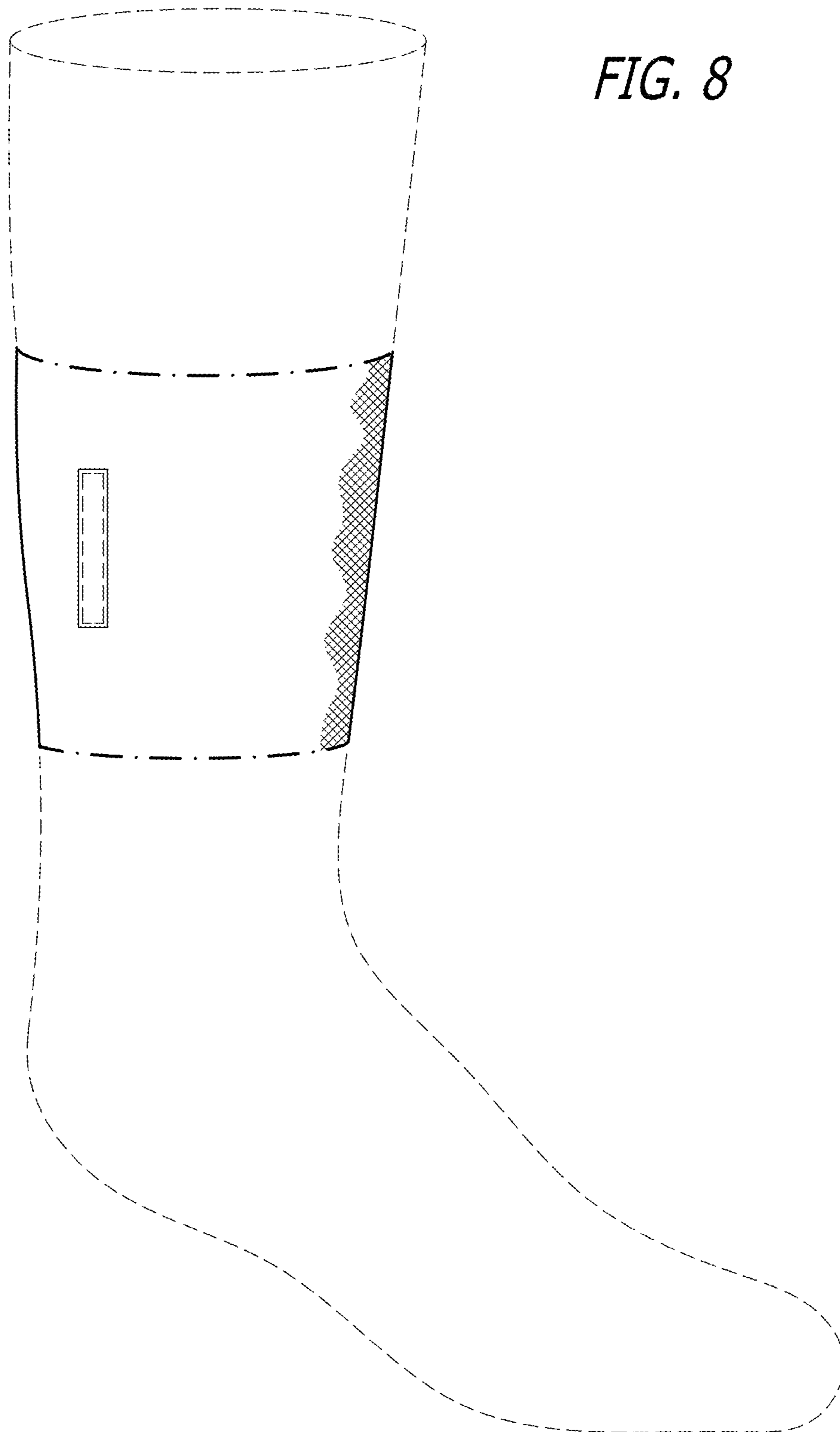


FIG. 8

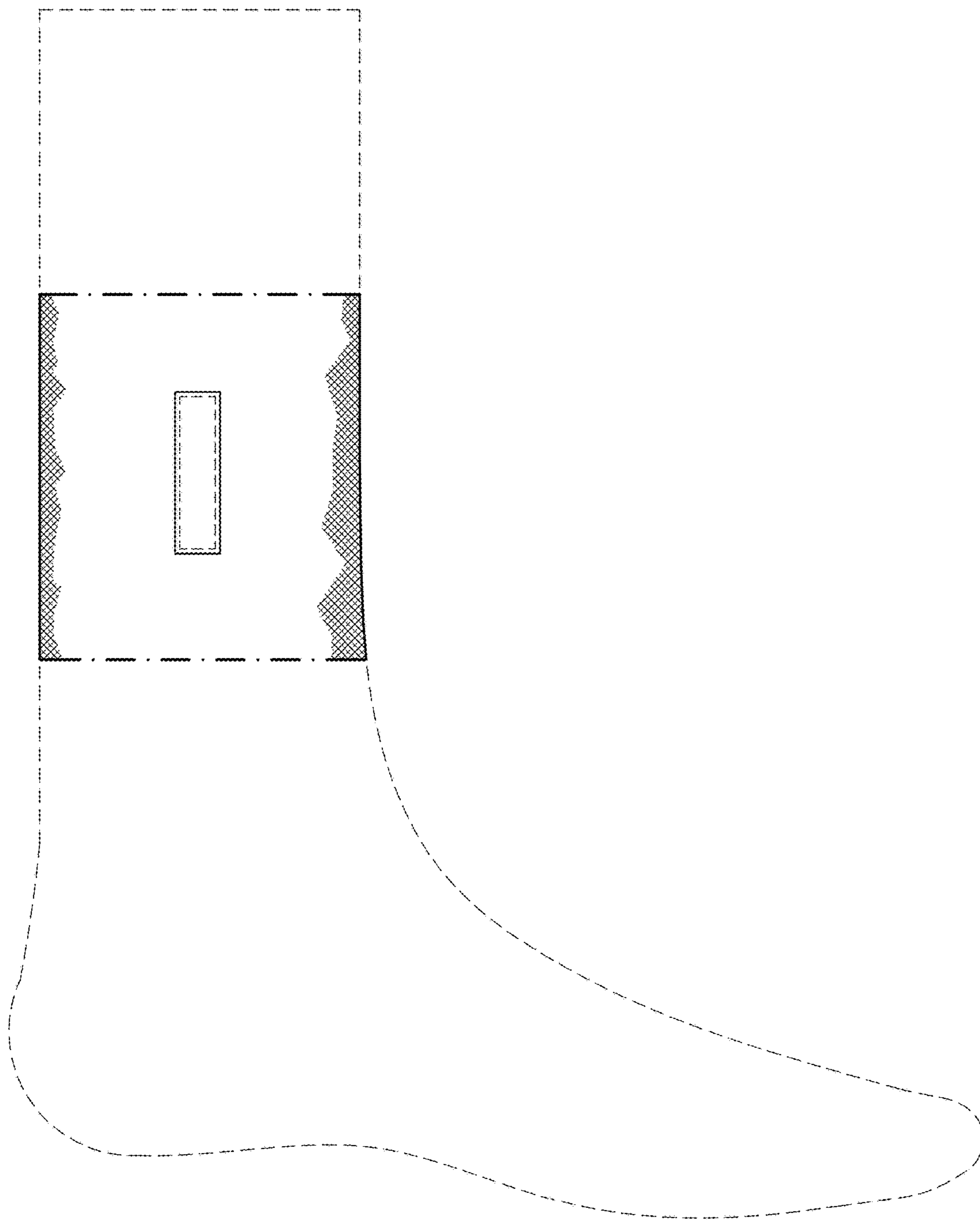


FIG. 9

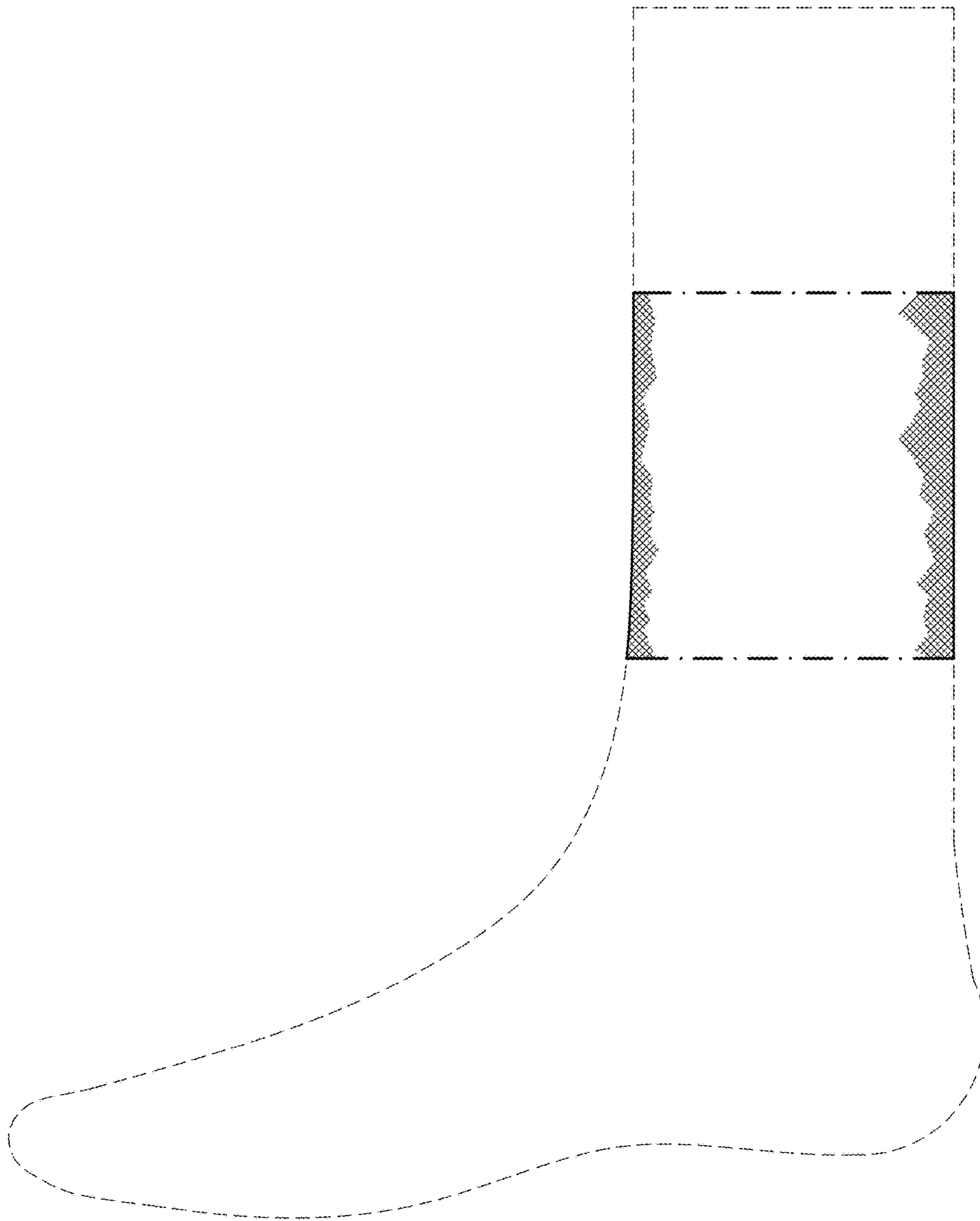


FIG. 10

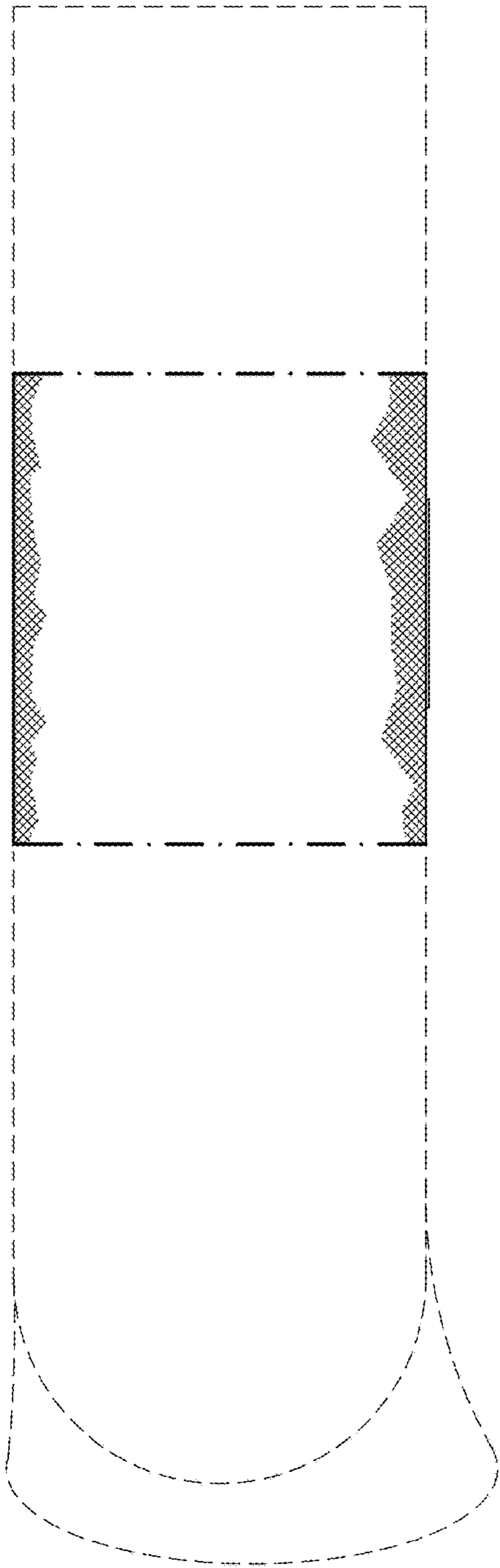


FIG. 11

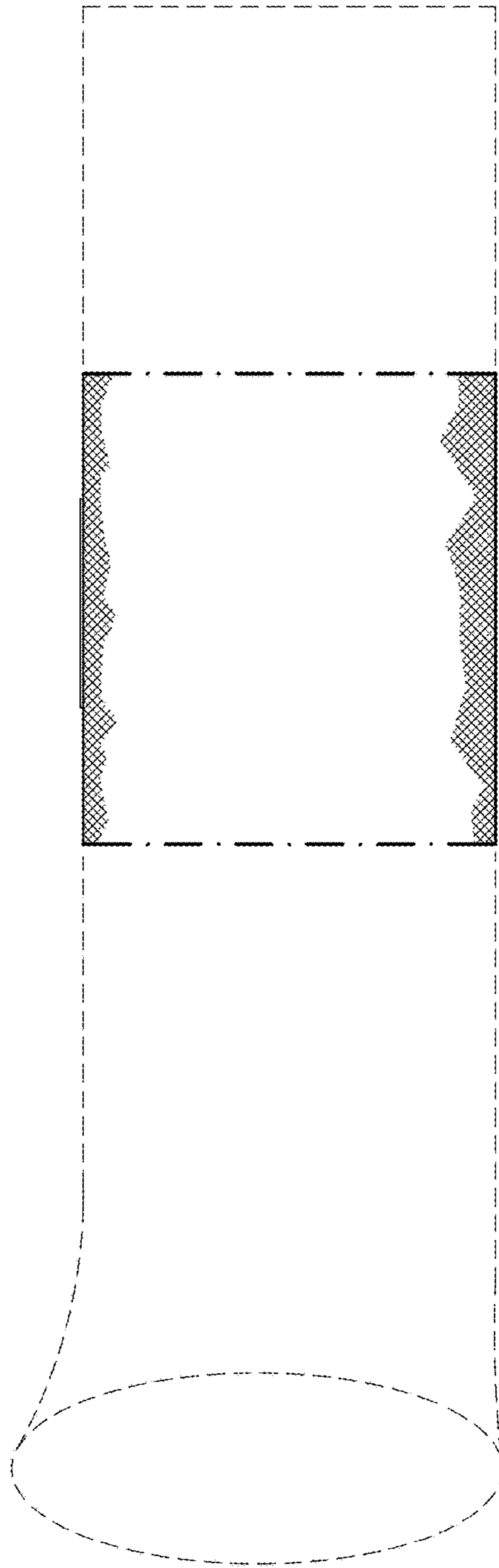


FIG. 12

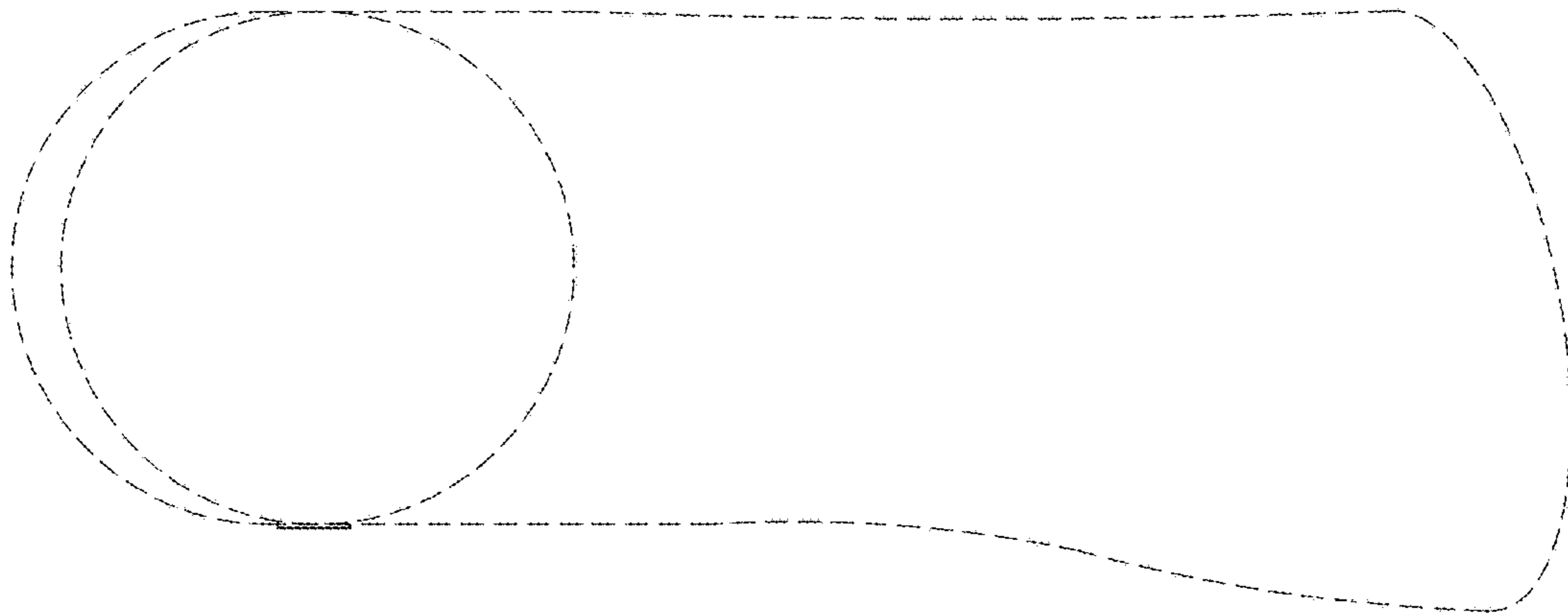


FIG. 13




FIG. 14