



US00D773791S

(12) **United States Design Patent** (10) **Patent No.:** **US D773,791 S**
Raysse (45) **Date of Patent:** **** Dec. 13, 2016**

- (54) **SHOE MIDSOLE PERIPHERY**
- (71) Applicant: **Skechers U.S.A., Inc. II**, Manhattan Beach, CA (US)
- (72) Inventor: **David Raysse**, Los Angeles, CA (US)
- (73) Assignee: **SKECHERS U.S.A., INC. II**, Manhattan Beach, CA (US)
- (**) Term: **15 Years**
- (21) Appl. No.: **29/567,032**
- (22) Filed: **Jun. 3, 2016**
- (51) **LOC (10) Cl.** **02-04**
- (52) **U.S. Cl.**
USPC **D2/947**
- (58) **Field of Classification Search**
USPC D2/902, 906, 908, 916, 918, 925,
D2/946-962, 977; 36/3 B, 22 R, 24.5,
36/25 R, 28, 32 R, 34 R, 59 C, 67 A, 103
CPC A43B 13/00; A43B 13/02; A43B 13/023;
A43B 13/026; A43B 13/04; A43B 13/08;
A43B 13/10; A43B 13/12; A43B 13/14;
A43B 13/141; A43B 13/143; A43B 13/16;
A43B 13/18; A43B 13/181; A43B 13/187;
A43B 13/189; A43B 13/20; A43B 13/22;
A43B 13/223; A43B 13/24; A43B 13/28;
A43B 13/30; A43B 13/32; A43B 13/34;
A43B 13/36
See application file for complete search history.

- D298,381 S * 11/1988 Brown D2/955
- D316,476 S * 4/1991 Brinker D2/946
- D330,111 S 10/1992 Hatfield et al.
- D335,208 S * 5/1993 Peterson D2/956
- 5,699,627 A * 12/1997 Castro A43B 1/0045
36/28
- D389,991 S 2/1998 Elliott
- D412,238 S 7/1999 Greenberg
- D414,022 S * 9/1999 Lozano D2/947
- D423,199 S 4/2000 Cahill
- D424,284 S 5/2000 von Conta et al.
- D424,285 S 5/2000 Nason
- D472,043 S 3/2003 Kuerbis
- D487,184 S * 3/2004 Issler D2/951
- D494,357 S 8/2004 Del Biondi
- D499,878 S 12/2004 Rask
- D511,887 S 11/2005 Jean-Poix et al.

(Continued)

Primary Examiner — T. Chase Nelson
(74) *Attorney, Agent, or Firm* — Marshall A. Lerner;
Marvin H. Kleinberg; Kleinberg & Lerner, LLP

(57) **CLAIM**

The ornamental design for a shoe midsole periphery, as shown and described.

DESCRIPTION


FIG. 1 is a perspective view of a shoe midsole periphery in accordance with my new design;
FIG. 2 is a left side view thereof;
FIG. 3 is an enlarged view of the portion labeled 3 of the shoe midsole periphery of FIG. 2;
FIG. 4 is a right side view thereof;
FIG. 5 is a top plan view thereof;
FIG. 6 is a bottom plan view thereof;
FIG. 7 is a rear elevation view thereof; and,
FIG. 8 is a front elevation view thereof.
Broken lines showing the remainder of the shoe in the figures are for illustrative purposes only and form no part of the claimed invention.

1 Claim, 7 Drawing Sheets

(56) **References Cited**

U.S. PATENT DOCUMENTS

- D227,820 S 7/1973 Cohen
- D237,425 S 11/1975 Askew
- D244,967 S * 7/1977 Famolare, Jr. D2/955
- D253,137 S 10/1979 Foldes
- D257,074 S 9/1980 Gucci
- D260,196 S 8/1981 Plagenhoef



(56)

References Cited

U.S. PATENT DOCUMENTS

D534,332 S	1/2007	McClaskie		D716,027 S	*	10/2014	Kirschner	D2/951
D558,960 S	1/2008	Hoyt		D717,029 S		11/2014	Young		
D569,082 S	5/2008	Hatfield et al.		D721,474 S		1/2015	Miner		
D569,590 S	5/2008	Hatfield et al.		D721,878 S		2/2015	Strickland		
D572,462 S	7/2008	Hatfield et al.		D722,220 S		2/2015	Miner		
D633,287 S	3/2011	Skaja		D723,773 S		3/2015	Raysse		
D661,880 S	6/2012	Raysse		D725,878 S		4/2015	Teng-Lee		
D662,695 S	*	7/2012	McVicker	D740,003 S	10/2015	Herath		
D662,698 S		7/2012	Pulli et al.		D740,004 S	10/2015	Hoellmueller et al.		
D663,927 S		7/2012	Teng-Lee		D741,584 S	10/2015	Christopherson		
D669,673 S	*	10/2012	Alush	D746,559 S	1/2016	Besanceney et al.		
D680,309 S		4/2013	Raysse		D748,383 S	2/2016	Raysse		
D680,725 S	*	4/2013	Avar	2013/0145653	A1*	6/2013	Bradford
D683,937 S		6/2013	Raysse						A43B 13/145
D696,501 S		12/2013	Miner						36/103
D702,427 S		4/2014	Hlavacs		2013/0291409	A1*	11/2013	Reinhardt
D702,428 S		4/2014	Hlavacs						A43B 13/04
D709,680 S		7/2014	Herath						36/30 R
D709,681 S		7/2014	Williams, Jr.		2015/0272272	A1*	10/2015	Scofield
D714,532 S		10/2014	Miner						A43B 13/206
									36/29
					2015/0313313	A1*	11/2015	Bradford
									A43B 13/145
									36/103
					2016/0166007	A1*	6/2016	Bruce
									A43B 23/042
									36/31

* cited by examiner

FIG. 1

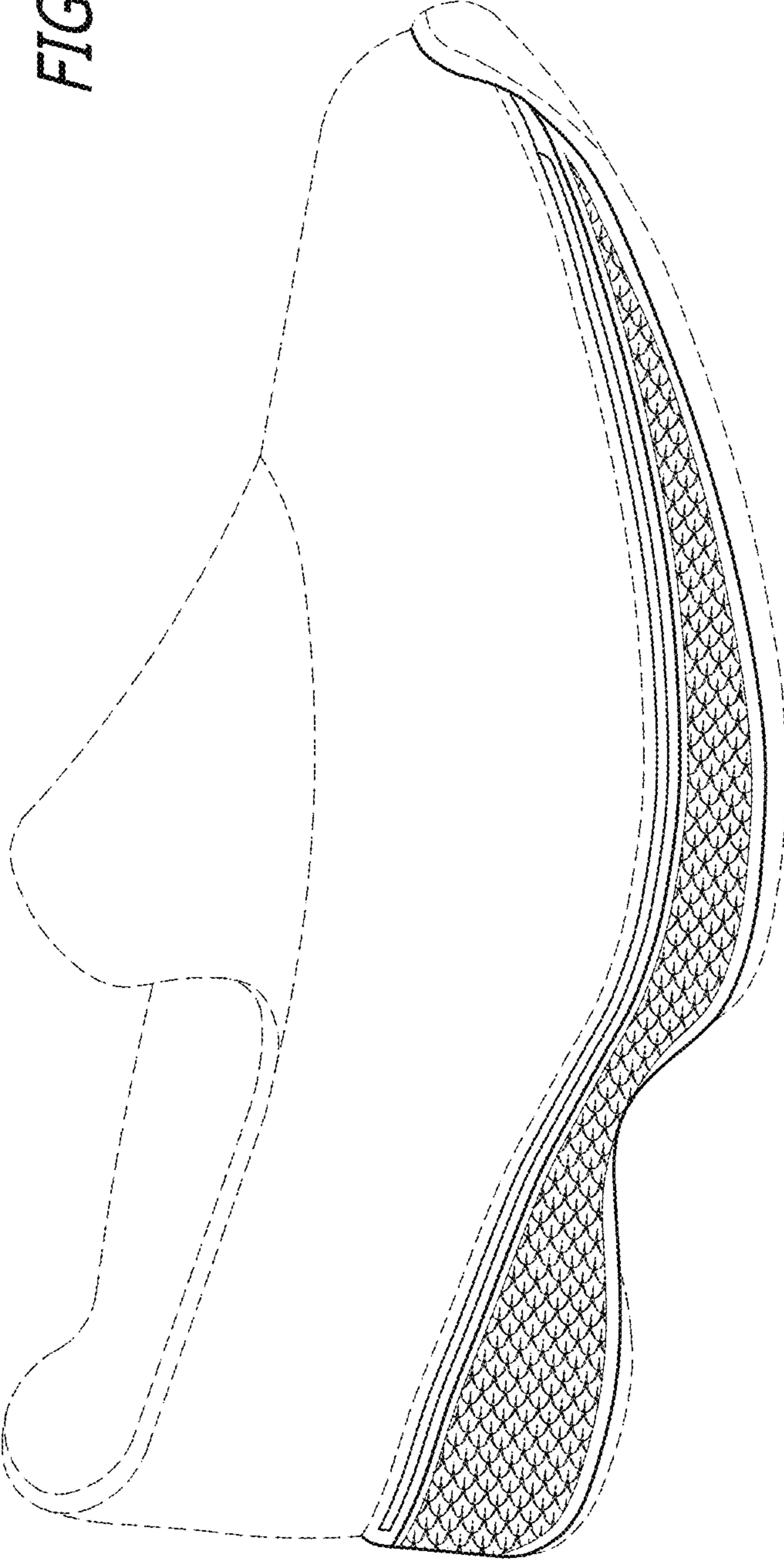


FIG. 2

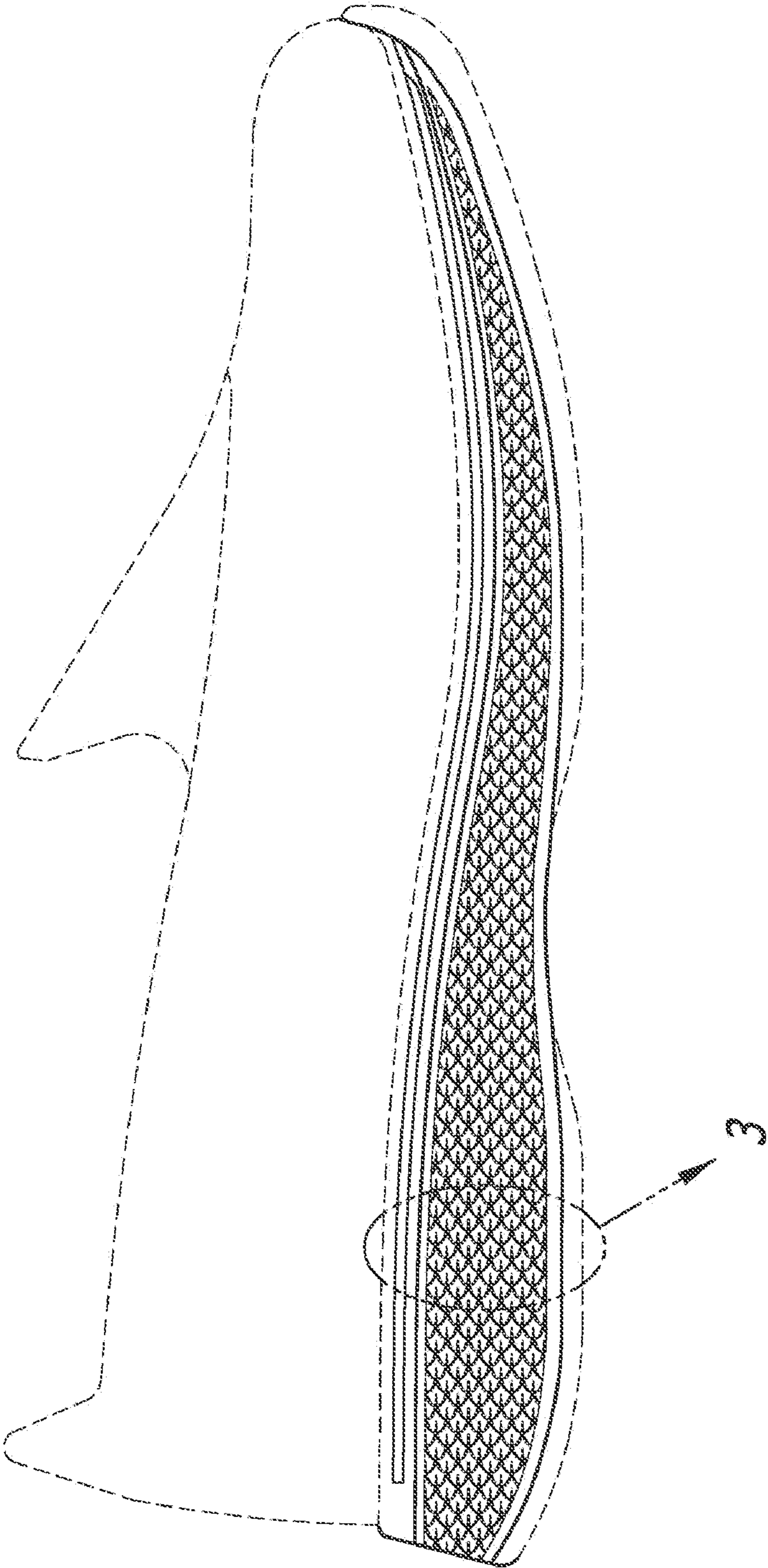



FIG. 3



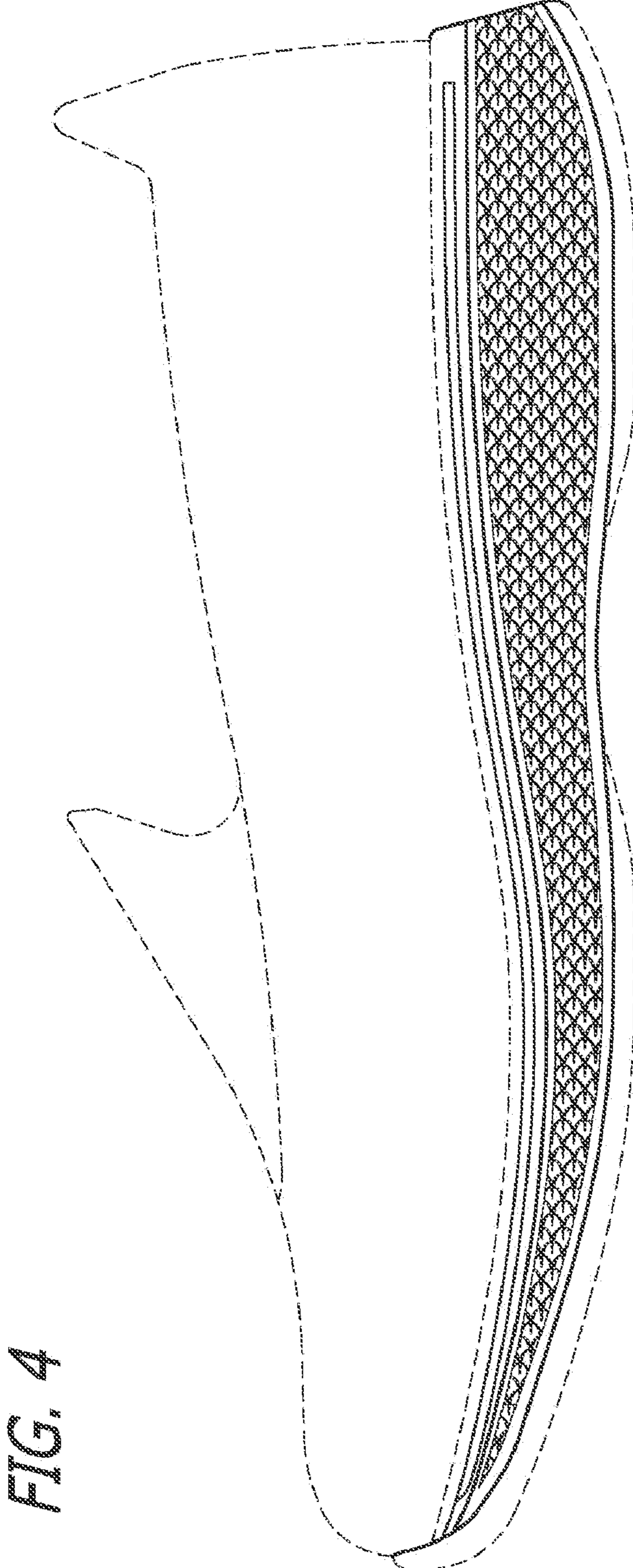
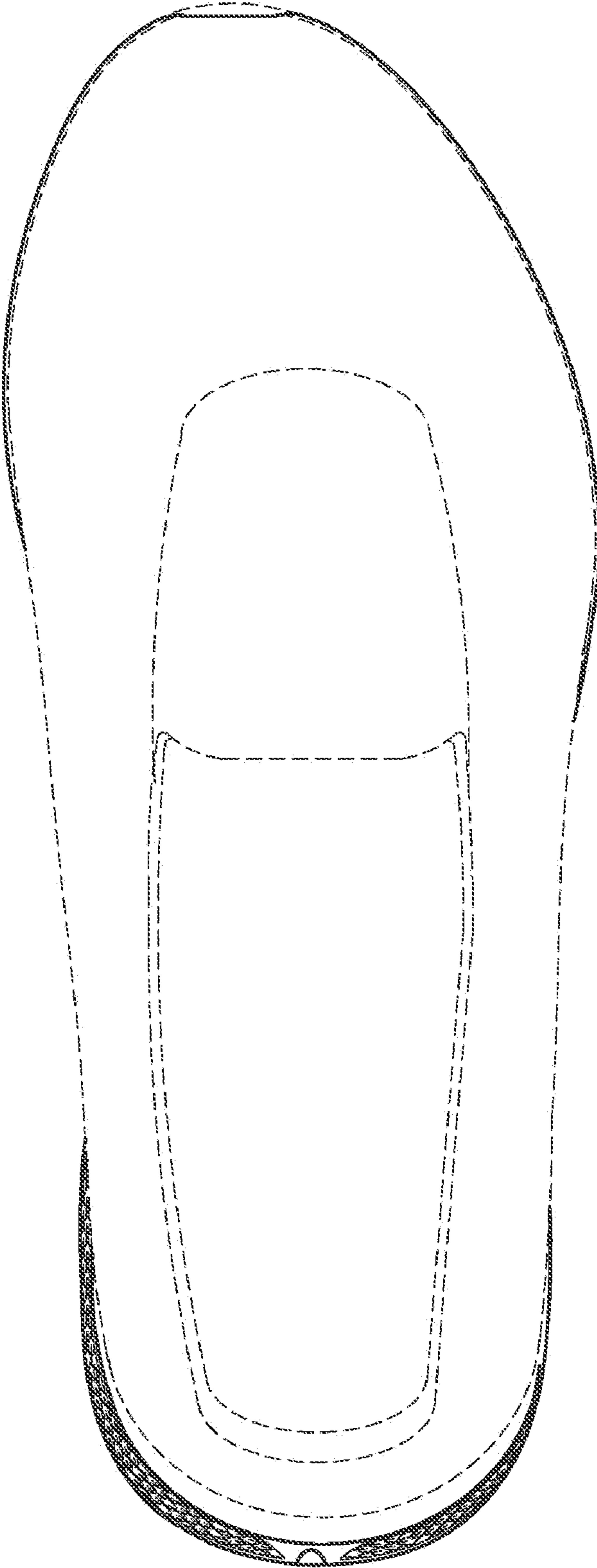


FIG. 4

FIG. 5



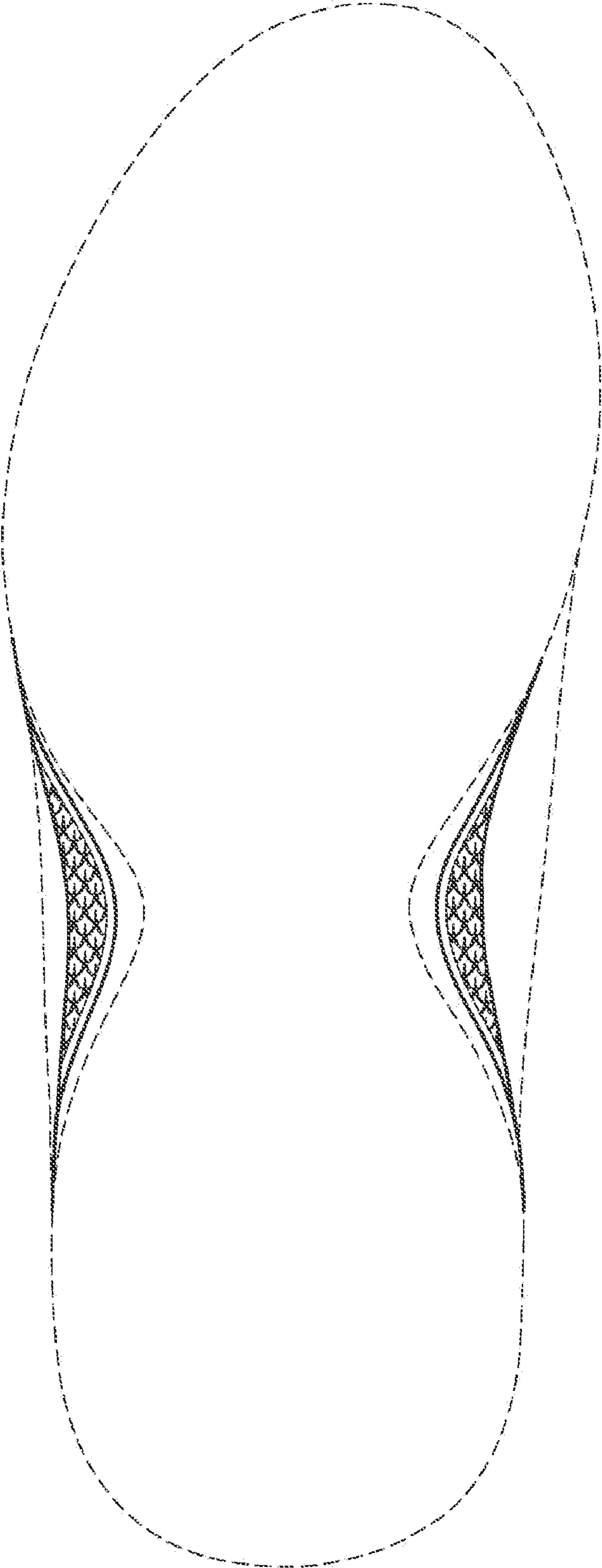


FIG. 6

FIG. 8

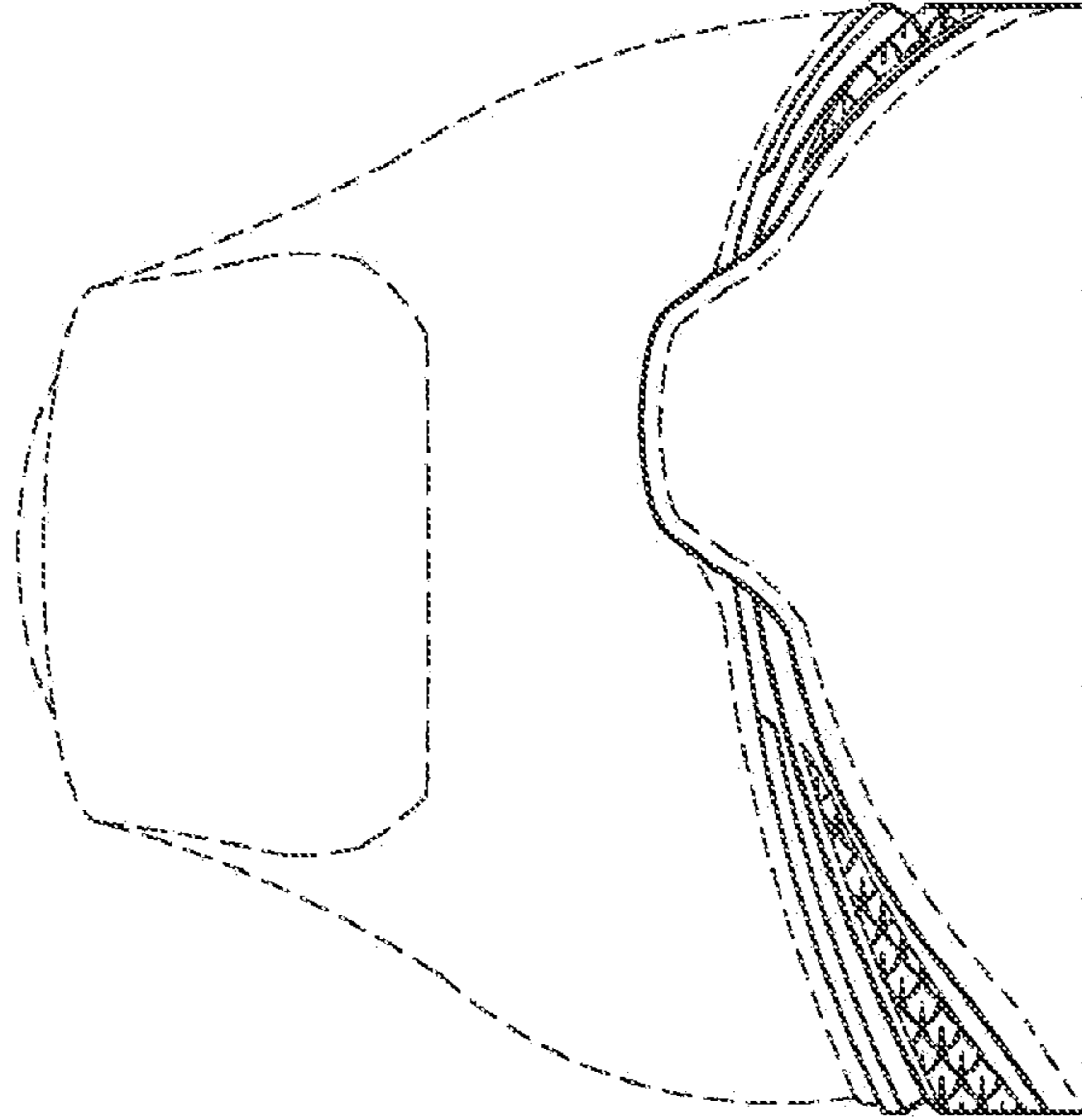


FIG. 7

