



US00D773790S

(12) **United States Design Patent**
Raysse

(10) **Patent No.:** **US D773,790 S**

(45) **Date of Patent:** **** Dec. 13, 2016**

- (54) **SHOE MIDSOLE PERIPHERY**
- (71) Applicant: **Skechers U.S.A., Inc. II**, Manhattan Beach, CA (US)
- (72) Inventor: **David Raysse**, Los Angeles, CA (US)
- (73) Assignee: **SKECHERS U.S.A., INC. II**, Manhattan Beach, CA (US)
- (**) Term: **15 Years**
- (21) Appl. No.: **29/561,312**
- (22) Filed: **Apr. 14, 2016**
- (51) **LOC (10) Cl.** **02-04**
- (52) **U.S. Cl.**
USPC **D2/947**
- (58) **Field of Classification Search**
USPC D2/902, 906, 908, 916, 918, 925, 946-962, D2/977; 36/3 B, 22 R, 24.5, 25 R, 28, 36/32 R, 34 R, 59 C, 67 A, 103
CPC A43B 13/00; A43B 13/02; A43B 13/023; A43B 13/026; A43B 13/04; A43B 13/08; A43B 13/10; A43B 13/12; A43B 13/14; A43B 13/141; A43B 13/143; A43B 13/16; A43B 13/18; A43B 13/181; A43B 13/187; A43B 13/189; A43B 13/20; A43B 13/22; A43B 13/223; A43B 13/24; A43B 13/28; A43B 13/30; A43B 13/32; A43B 13/34; A43B 13/36
See application file for complete search history.

- D260,196 S 8/1981 Plagenhoef
- D298,381 S * 11/1988 Brown D2/955
- D316,476 S * 4/1991 Brinker D2/946
- D334,652 S 4/1993 Hatfield
- D335,208 S * 5/1993 Peterson D2/956
- D373,457 S 9/1996 Fabio
- 5,699,627 A * 12/1997 Castro A43B 1/0045
36/28
- D389,991 S 2/1998 Elliott
- D412,238 S 7/1999 Greenberg
- D414,022 S * 9/1999 Lozano D2/947
- D423,199 S 4/2000 Cahill
- D472,043 S 3/2003 Kuerbis
- D487,184 S * 3/2004 Issler D2/951
- D499,878 S 12/2004 Rask
- D511,887 S 11/2005 Jean-Poix et al.
- D525,775 S 8/2006 Cintron
- D558,960 S 1/2008 Hoyt
- D569,082 S 5/2008 Hatfield et al.
- D569,590 S 5/2008 Hatfield et al.

(Continued)

Primary Examiner — T. Chase Nelson

(74) *Attorney, Agent, or Firm* — Marshall A. Lerner; Marvin H. Kleinberg; Kleinberg & Lerner, LLP

(57) **CLAIM**

The ornamental design for a shoe midsole periphery, as shown and described.

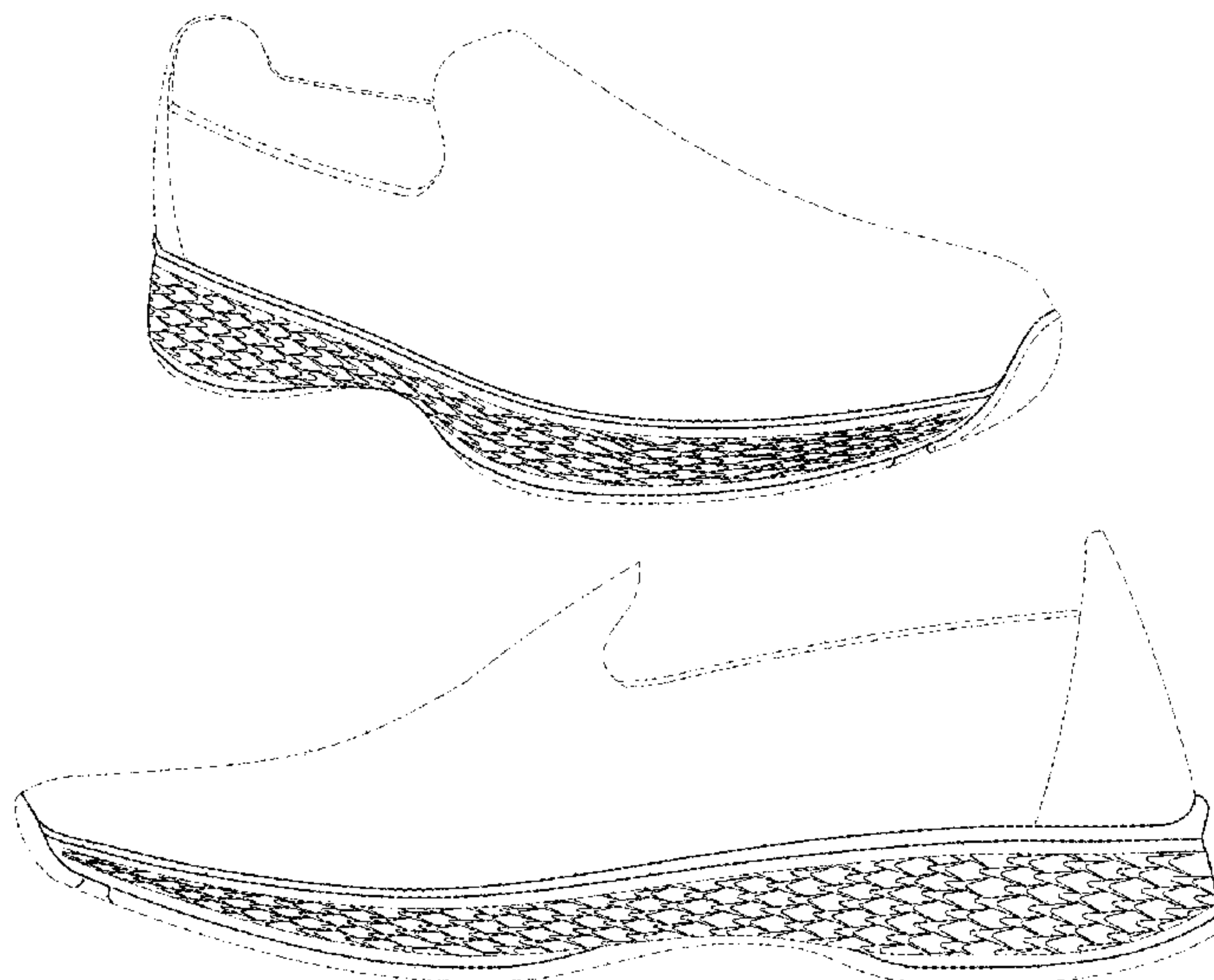
DESCRIPTION

FIG. 1 is a perspective view of a shoe midsole periphery in accordance with my new design.
 FIG. 2 is a left side view thereof;
 FIG. 3 is a right side view thereof;
 FIG. 4 is a top plan view thereof;
 FIG. 5 is a bottom plan view thereof;
 FIG. 6 is a rear elevation view thereof; and,
 FIG. 7 is a front elevation view thereof.
 Broken lines showing the remainder of the shoe in the figures are for illustrative purposes only and form no part of the claimed invention.

1 Claim, 6 Drawing Sheets

(56) **References Cited**
U.S. PATENT DOCUMENTS

- D227,820 S 7/1973 Cohen
- D237,425 S 11/1975 Askew
- D244,967 S * 7/1977 Famolare, Jr. D2/955
- D253,137 S 10/1979 Foldes
- D257,074 S 9/1980 Gucci



(56)

References Cited

U.S. PATENT DOCUMENTS

D572,462 S	7/2008	Hatfield et al.		D723,772 S	3/2015	Miner	
D633,287 S	3/2011	Skaja		D723,784 S	3/2015	Miner	
D662,695 S *	7/2012	McVicker	D2/902	D725,878 S	4/2015	Teng-Lee	
D663,927 S	7/2012	Teng-Lee		D740,003 S	10/2015	Herath	
D669,673 S *	10/2012	Alush	D2/951	D740,004 S	10/2015	Hoellmueller et al.	
D680,725 S *	4/2013	Avar	D2/959	D741,584 S	10/2015	Christopherson	
D696,501 S	12/2013	Miner		D746,559 S	1/2016	Besanceney et al.	
D102,428 S	4/2014	Hlavacs		D748,383 S	2/2016	Raysse	
D702,427 S	4/2014	Hlavacs		D748,900 S	2/2016	Weeks	
D707,928 S	7/2014	Castellon		2013/0145653 A1 *	6/2013	Bradford	A43B 13/145 36/103
D709,680 S	7/2014	Herath		2013/0291409 A1 *	11/2013	Reinhardt	A43B 13/04 36/30 R
D709,681 S	7/2014	Williams, Jr.		2015/0272272 A1 *	10/2015	Scofield	A43B 13/206 36/29
D714,532 S	10/2014	Miner		2015/0313313 A1 *	11/2015	Bradford	A43B 13/145 36/103
D716,027 S *	10/2014	Kirschner	D2/951	2016/0166007 A1 *	6/2016	Bruce	A43B 23/042 36/31
D717,029 S	11/2014	Young					
D721,474 S	1/2015	Miner					
D721,878 S	2/2015	Strickland					
D722,220 S	2/2015	Miner					

* cited by examiner

FIG. 1

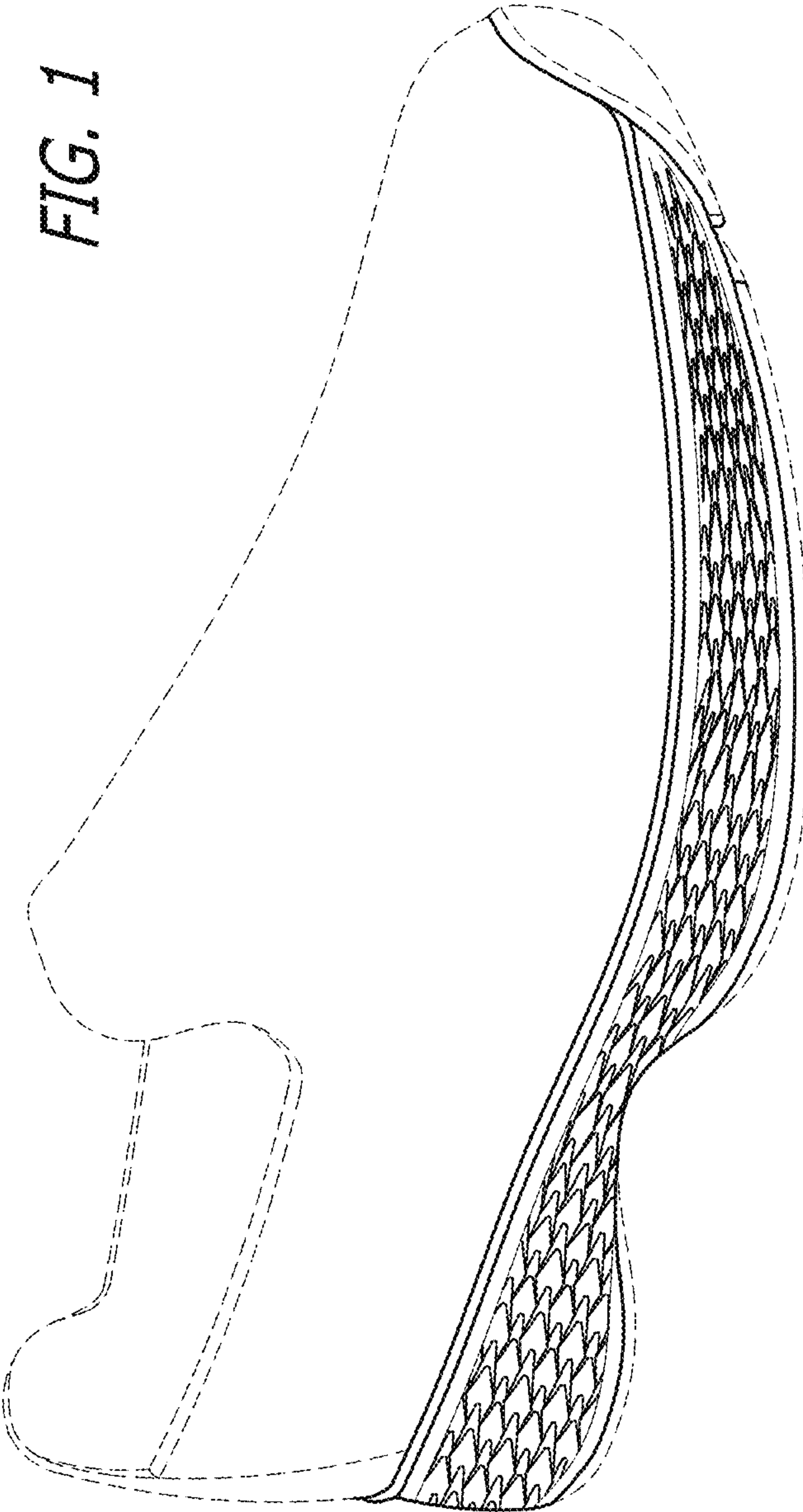
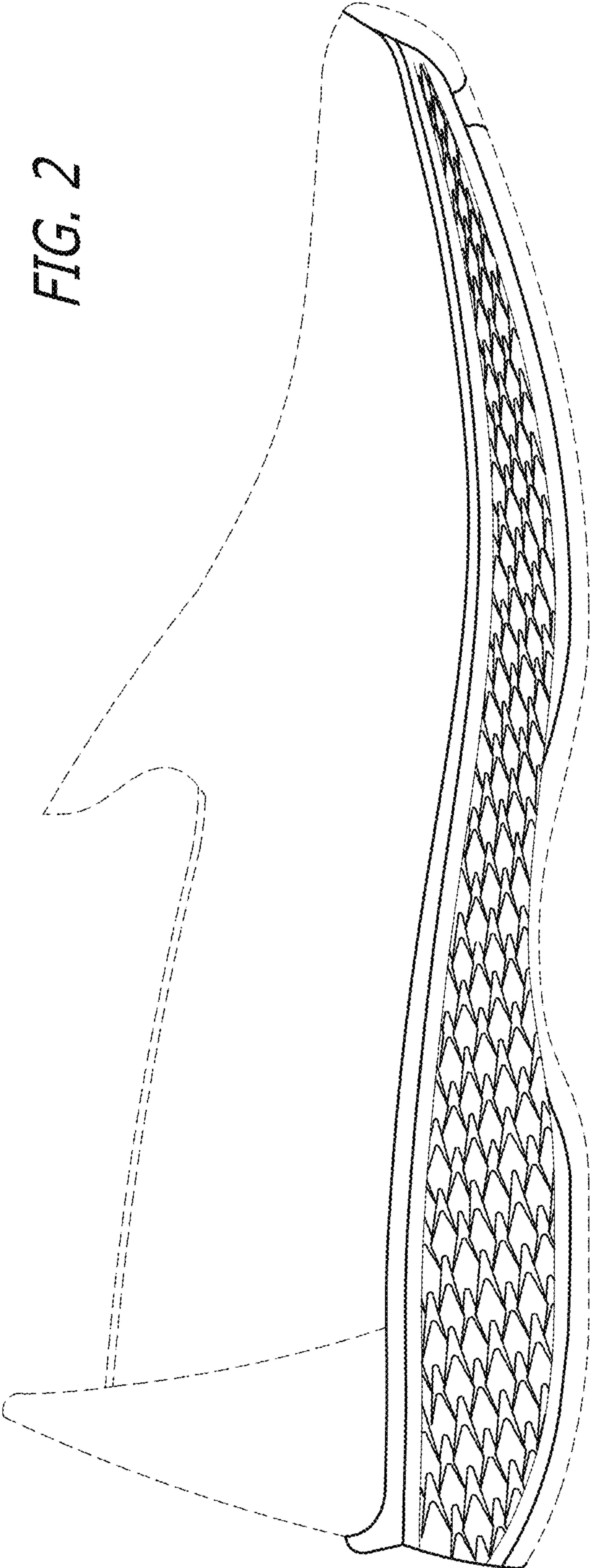


FIG. 2



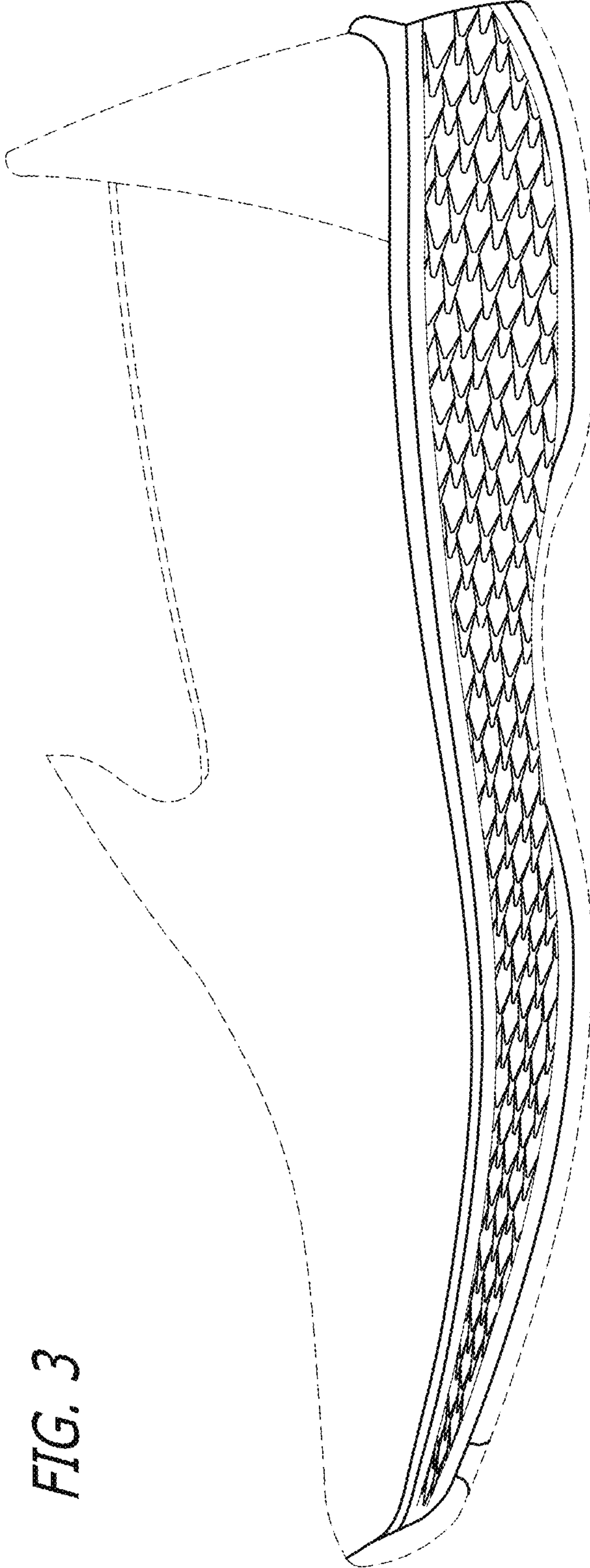


FIG. 3

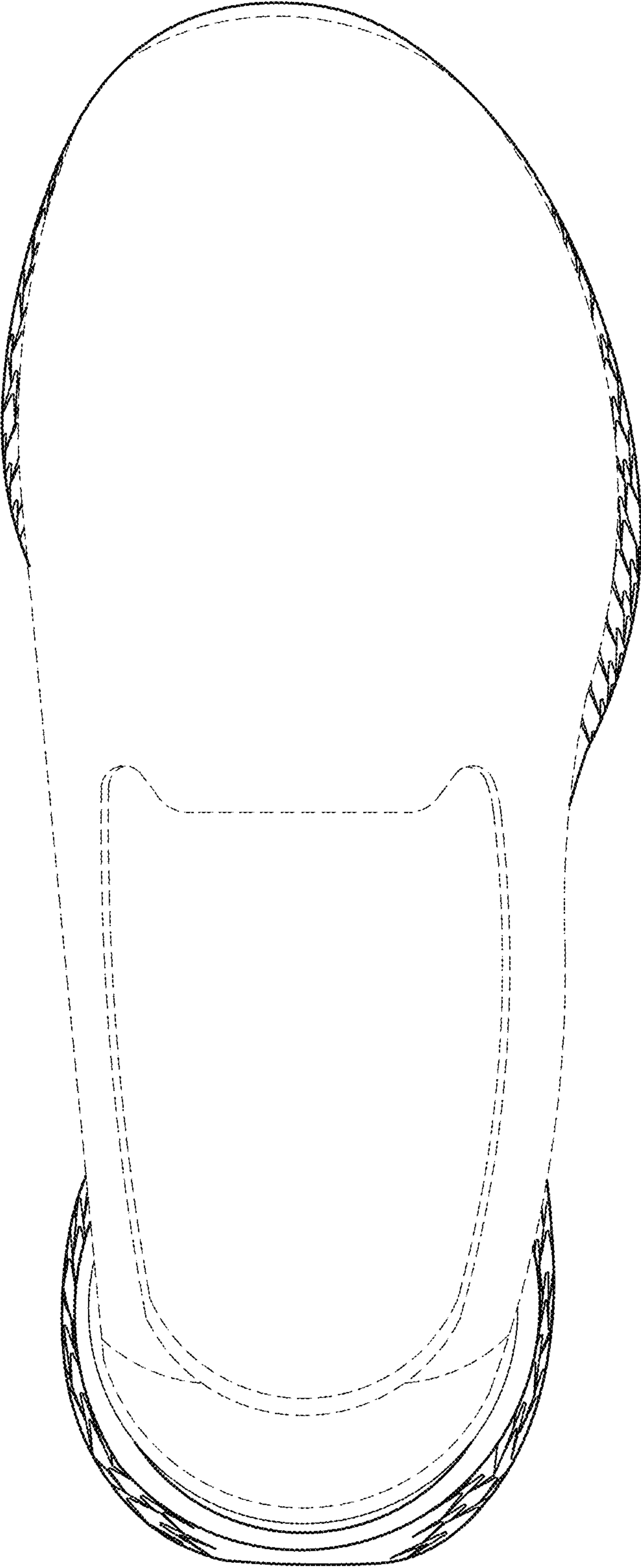


FIG. 4

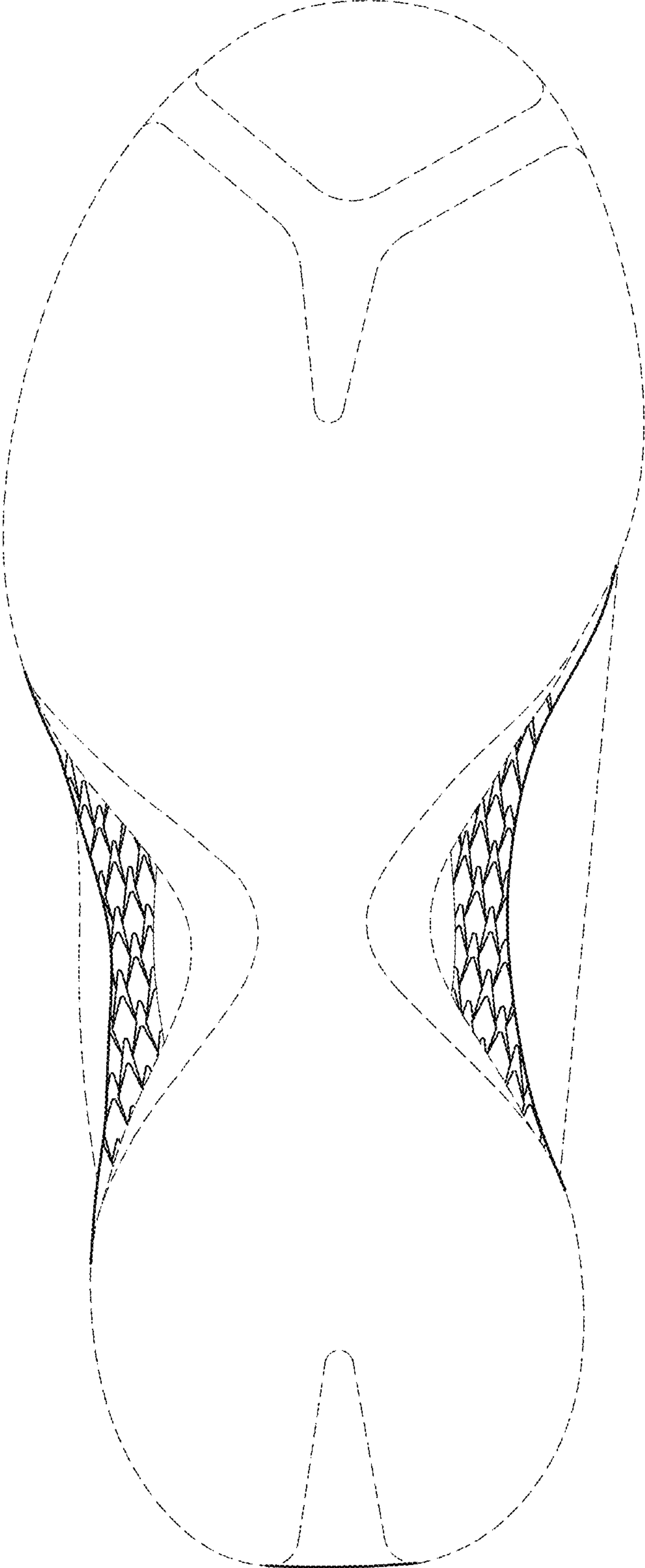


FIG. 5

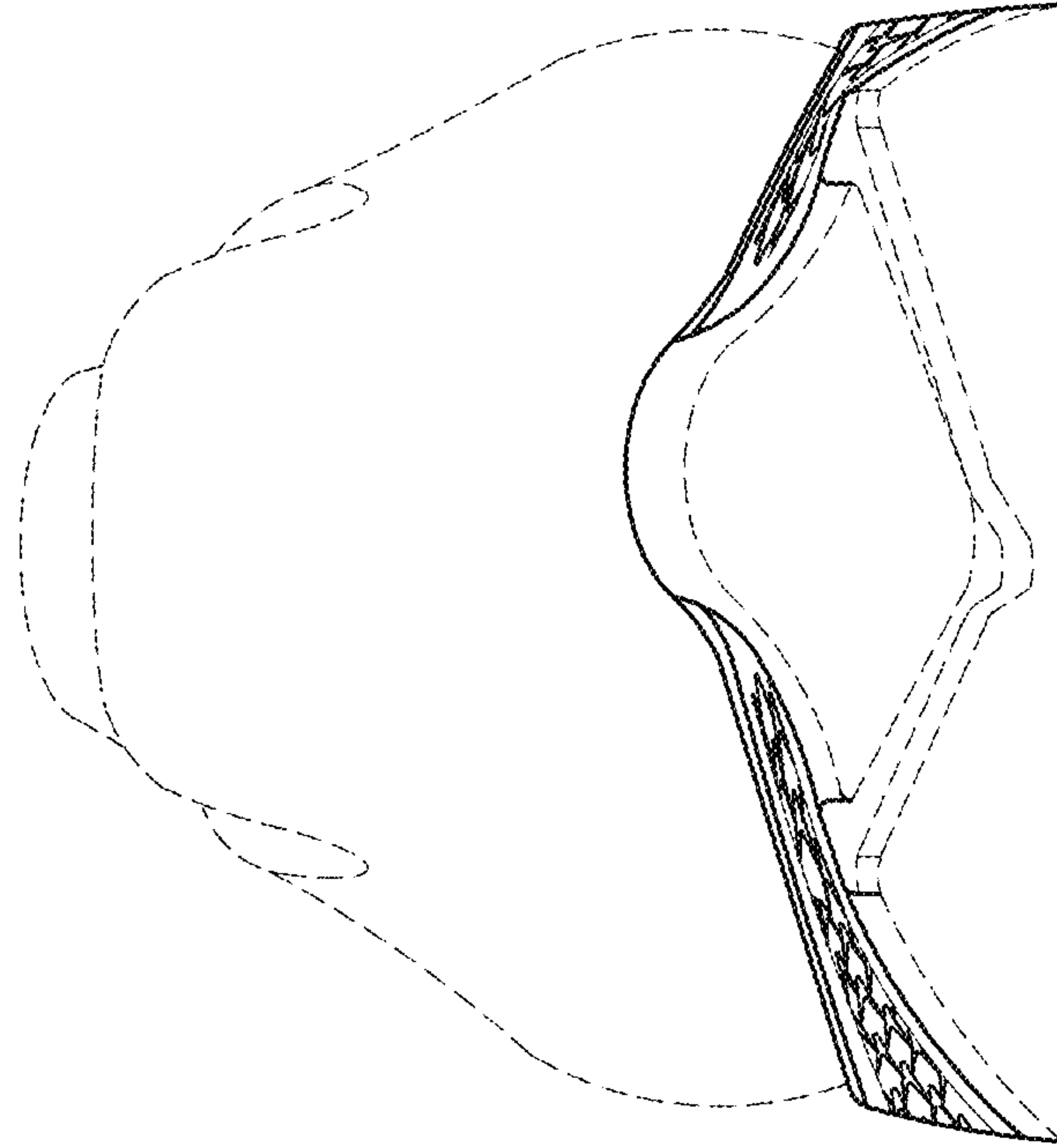


FIG. 6

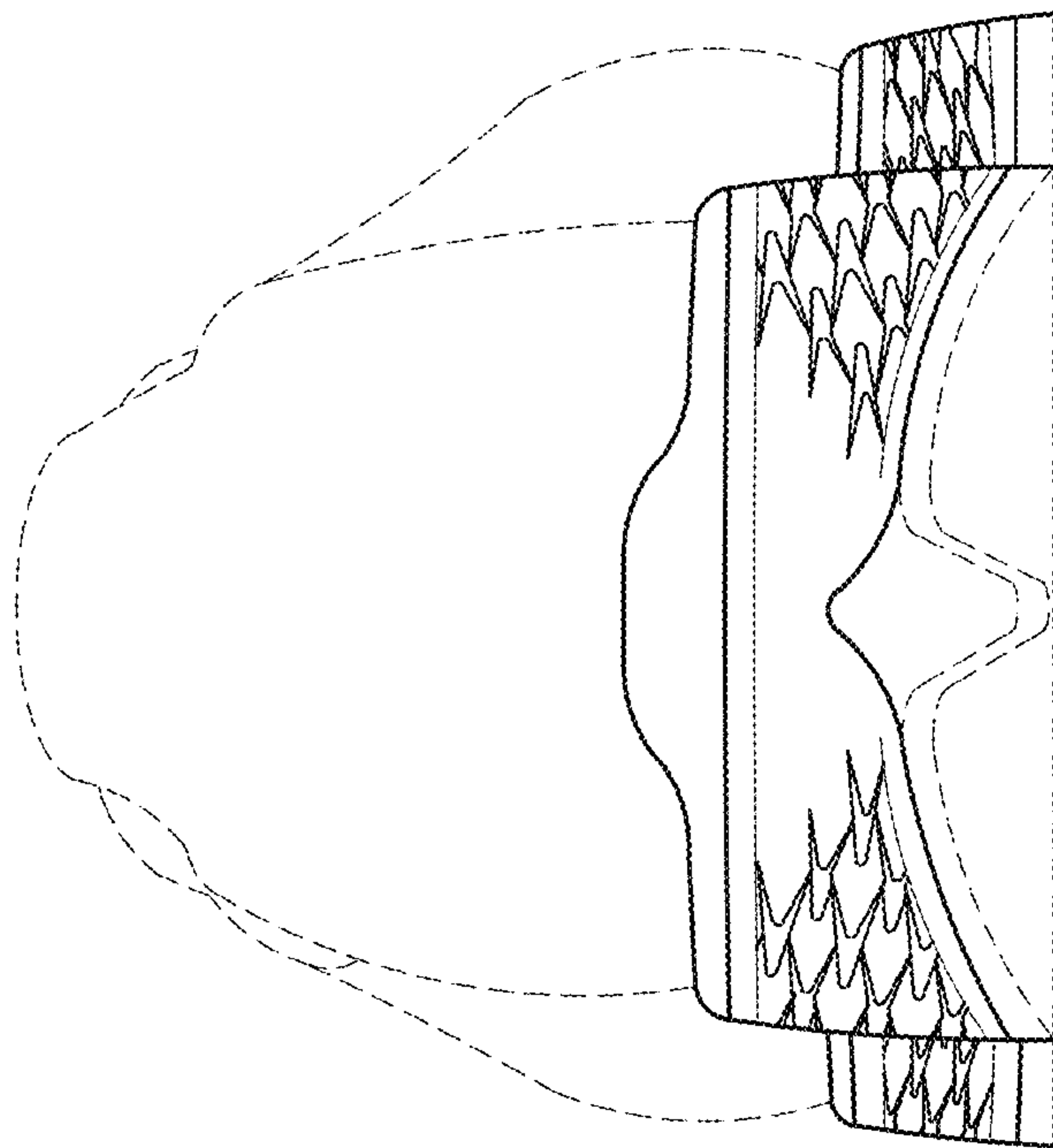


FIG. 7