

US00D773788S

(12) **United States Design Patent**  
**Whang**

(10) **Patent No.:** **US D773,788 S**

(45) **Date of Patent:** **\*\* Dec. 13, 2016**

(54) **BEANIE CAP**

(71) Applicant: **Decky Company Inc.**, Compton, CA  
(US)

(72) Inventor: **John Whang**, Compton, CA (US)

(73) Assignee: **DECKY COMPANY INC.**, Compton,  
CA (US)

(\*\*) Term: **14 Years**

(21) Appl. No.: **29/450,122**

(22) Filed: **Mar. 15, 2013**

(51) **LOC (10) Cl.** ..... **02-03**

(52) **U.S. Cl.**  
USPC ..... **D2/882**

(58) **Field of Classification Search**  
USPC ..... D2/865, 866, 867, 868, 869, 870,  
871,D2/872, 873, 874, 875, 878, 880,  
881, 884,D2/889, 890, 891, 892; 2/68,  
171, 171.1, 172, 2/173, 183, 195.1, 195.7,  
195.8, 202, 203, 2/205; D5/1, 2, 3, 4, 7,  
11, 12, 19, 23, 47, 55, D5/56, 58, 60, 61  
CPC ..... A42B 1/04; A42B 1/06; A42B 1/24;  
A42B 1/004; A42B 1/041; A42B 1/045;  
A42B 1/066; A42B 1/068; A42B 1/241  
See application file for complete search history.

(56) **References Cited**

**U.S. PATENT DOCUMENTS**

250,262 A \* 11/1881 Koch et al. .... 28/122  
991,777 A \* 5/1911 Goodman ..... 66/171

2,133,619 A \* 10/1938 Hutton ..... 2/172  
2,417,986 A \* 3/1947 Marder et al. .... 2/195.1  
D277,426 S \* 2/1985 Eisinger ..... D2/879  
D401,392 S \* 11/1998 DiGiglia ..... D2/879  
D441,937 S \* 5/2001 Thibodaux ..... D2/879  
D496,775 S \* 10/2004 Tanner ..... D2/889  
D595,033 S \* 6/2009 Lynn ..... D2/889  
D675,403 S \* 2/2013 McGoogan ..... D2/878  
D693,098 S \* 11/2013 Giancola et al. .... D2/882  
D702,928 S \* 4/2014 White ..... D2/882  
2012/0227160 A1 \* 9/2012 McGoogan ..... 2/195.1

\* cited by examiner

*Primary Examiner* — Karen S Acker

*Assistant Examiner* — Wendy Arminio

(74) *Attorney, Agent, or Firm* — Liu & Liu


(57) **CLAIM**

The ornamental design for a beanie cap, as shown and described.

**DESCRIPTION**

FIG. 1 is a left side view of a first embodiment of a beanie cap;  
FIG. 2 is a left side view of a second embodiment thereof;  
FIG. 3 is a left side view of a third embodiment thereof; and,  
FIG. 4 is a left side view of a fourth embodiment thereof.  
The broken lines represent boundaries of the claimed design,  
and form no part of the claimed design. The white rectangular  
shapes surrounded by broken line boundaries depict  
portions of the beanie cap that form no part of the claimed  
design.

**1 Claim, 2 Drawing Sheets**






FIG. 1




FIG. 2




FIG. 3




FIG. 4