



US00D773780S

(12) **United States Design Patent** (10) **Patent No.:** **US D773,780 S**  
**Canady** (45) **Date of Patent:** **\*\* Dec. 13, 2016**

(54) **HITCH FOR A SKIRT**  
(71) Applicant: **Karen S. Canady**, Los Angeles, CA (US)  
(72) Inventor: **Karen S. Canady**, Los Angeles, CA (US)  
(\*\*) Term: **14 Years**  
(21) Appl. No.: **29/445,290**  
(22) Filed: **Feb. 8, 2013**  
(51) **LOC (10) Cl.** ..... **02-02**  
(52) **U.S. Cl.**  
USPC ..... **D2/853**  
(58) **Field of Classification Search**  
USPC ..... D2/853, 639; 2/217  
See application file for complete search history.

(56) **References Cited**  
U.S. PATENT DOCUMENTS  
494,064 A \* 3/1893 Johnston ..... A41C 1/14  
2/255  
911,630 A \* 2/1909 Tolman ..... A44B 11/25  
2/217  
4,580,298 A \* 4/1986 Tuisl ..... A41F 9/025  
2/220  
D300,682 S \* 4/1989 Ciavatta ..... D2/742  
4,920,579 A \* 5/1990 Swain ..... A41D 25/003  
2/145  
4,947,489 A \* 8/1990 Greenwood ..... A41F 5/00  
2/101  
6,339,848 B1 \* 1/2002 Mayhood ..... A41F 9/002  
2/338

D490,215 S \* 5/2004 Gonzales ..... D2/853  
D613,479 S \* 4/2010 Farmer ..... D2/853  
D614,379 S \* 4/2010 Campbell ..... D2/853  
D693,992 S \* 11/2013 Dinunzio ..... D11/220  
D698,128 S \* 1/2014 Cabrera ..... D2/853  
D714,024 S \* 9/2014 Adams ..... D2/829  
D727,596 S \* 4/2015 Barber ..... D2/742

\* cited by examiner

*Primary Examiner* — George D Kirschbaum  
*Assistant Examiner* — Jennifer Watkins  
(74) *Attorney, Agent, or Firm* — Karen S Canady; canady + lortz LLP

(57) **CLAIM**

The ornamental design for a hitch for a skirt, as shown and described.

**DESCRIPTION**

FIG. 1 is a front elevational view of a hitch for a skirt, showing my new design;  
FIG. 2 is a rear elevational view thereof;  
FIG. 3 is a side elevational view thereof;  
FIG. 4 is a top plan view thereof;  
FIG. 5 is a bottom plan view thereof;  
FIG. 6 is a perspective view, showing the hitch folded in an alternative configuration; and,  
FIG. 7 is a reduced perspective view showing the hitch attached to a skirt, in an in-use configuration.  
The right and left sides of the hitch are mirror images of one another.  
The broken lines in FIGS. 6 and 7 are for the purpose of illustrating environment and form no part of the claim.

**1 Claim, 1 Drawing Sheet**




FIG. 1



FIG. 2




FIG. 3



FIG. 4

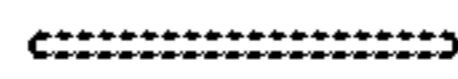


FIG. 5




FIG. 6

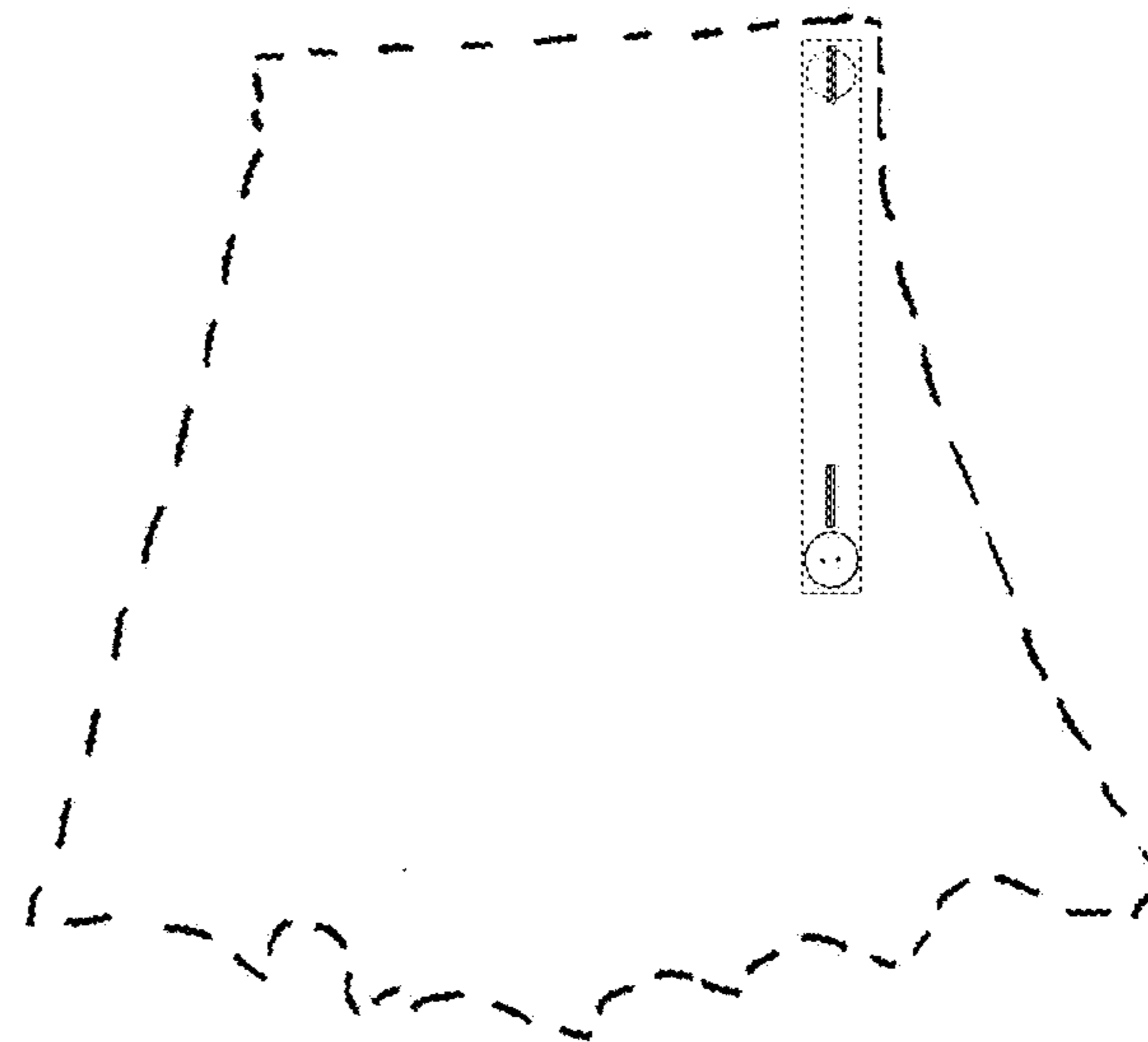



FIG. 7