



US00D773767S

(12) **United States Design Patent**
Troger

(10) **Patent No.:** **US D773,767 S**
(45) **Date of Patent:** **** Dec. 6, 2016**

(54) **MOP**
(71) Applicant: **Carl Freudenberg KG**, Weinheim (DE)
(72) Inventor: **Diana Troger**, Wachenheim (DE)
(73) Assignee: **Carl Freudenberg KG**, Weinheim (DE)

1,916,214 A * 7/1933 Glover A47L 13/258
15/229.8
1,933,802 A * 11/1933 Hertzberg A47L 13/24
15/229.1
1,940,543 A * 12/1933 Hertzberg A47L 13/20
15/229.7

(Continued)

(**) Term: **14 Years**
(21) Appl. No.: **29/518,731**

FOREIGN PATENT DOCUMENTS

CN 302169326 * 11/2012
CN 303054903 * 12/2014

(22) Filed: **Feb. 26, 2015**

OTHER PUBLICATIONS

(30) **Foreign Application Priority Data**

Amazon.com—Twist and Shout Mop—2 Replacement Mop Heads, review date Feb. 19, 2013, http://www.amazon.com/Twist-Shout-Mop-Replacement-Heads/dp/B00B59APXC/ref=cm_cr_ar_p_d_product_top?ie=UTF8, [site visited Mar. 24, 2016 7:34:13 PM].*

Sep. 2, 2014 (EM) 002529255-0003

(Continued)

(51) **LOC (10) Cl.** **04-01**

Primary Examiner — John Windmuller

(52) **U.S. Cl.**
USPC **D32/50**

Assistant Examiner — John R Yeh

(58) **Field of Classification Search**
USPC D32/40, 49–53
CPC A47L 13/12; A47L 13/16; A47L 13/20;
A47L 13/24; A47L 13/144; A47L 13/146;
B24D 13/045

(74) *Attorney, Agent, or Firm* — Leydig, Voit & Mayer, Ltd.

See application file for complete search history.

(57)

CLAIM

The ornamental design for a mop, as shown and described.

(56) **References Cited**


DESCRIPTION

U.S. PATENT DOCUMENTS

200,822 A * 3/1878 Cummings A47L 13/257
15/179
390,723 A * 10/1888 Thorpe A47L 1/09
15/209.1
1,805,490 A * 5/1931 Kootz A47L 13/24
15/229.7

FIG. 1 is a perspective view taken from the top and front side of the mop showing our new design;
FIG. 2 is a front view of the mop shown in FIG. 1;
FIG. 3 is a rear view of the mop shown in FIG. 1;
FIG. 4 is a left side view of the mop shown in FIG. 1;
FIG. 5 is a right side view of the mop shown in FIG. 1;
FIG. 6 is a top view of the mop shown in FIG. 1; and,
FIG. 7 is a bottom view of the mop shown in FIG. 1.

1 Claim, 7 Drawing Sheets



(56)

References Cited

U.S. PATENT DOCUMENTS

2,092,569 A * 9/1937 Brell A47L 13/14
15/147.2
2,214,519 A * 9/1940 Bailey A47L 13/255
15/147.2
2,364,319 A * 12/1944 Schimel A47L 13/022
15/147.1
2,431,502 A * 11/1947 Podolak A47L 13/252
15/147.2
D152,136 S * 12/1948 Berry D32/50
3,278,977 A * 10/1966 Makar A47L 13/142
15/120.2
3,613,145 A * 10/1971 Kneusels B24D 13/045
15/230.15
4,794,663 A * 1/1989 Vosbikian A47L 13/24
15/144.1
RE32,978 E * 7/1989 Demetriades A47L 11/164
15/118
D325,454 S * 4/1992 Schmidt D32/51
D365,181 S * 12/1995 Gray D32/50
6,832,405 B1 * 12/2004 Miller A47L 13/12
15/114
8,108,961 B2 * 2/2012 Lin A46B 5/0058
15/159.1
8,225,454 B2 * 7/2012 Yang A46B 5/0054
15/145
D746,528 S * 12/2015 Lentine D32/40
2008/0040876 A1 * 2/2008 Aiyar A46B 11/0017
15/115

2011/0041274 A1* 2/2011 Ogale A47L 13/16
15/209.1
2011/0274481 A1* 11/2011 Chen A47L 13/20
403/109.1
2016/0083874 A1* 3/2016 Huang A47L 13/20
15/228

OTHER PUBLICATIONS

Amazon.com: CycloMop® Replacement Spinning Spin Mop Heads 5 Pack, reviews 2015, http://www.amazon.com/CycloMop®-Replacement-Spinning-Spin-Heads/dp/B00P5AETRO/ref=sr_1_222?ie=UTF8&qid=1461788736&sr=8-222 &keywords=mop+head, [site visited Apr. 27, 2016 4:27:34 PM].*
Amazon.com—Microfiber Spin Mop Replacement Mop Head by Mopnado, review date Apr. 11, 2014, http://www.amazon.com/Microfiber-Spin-Replacement-Mopnado-Refill/dp/B00H8AO0A6/ref=cm_cr_ar_p_d_product_top?ie=UTF8, [site visited Mar. 24, 2016 7:25:26 PM].*
Amazon.com: MOP Around® Mop Heads Replacements, review date Sep. 17, 2014, http://www.amazon.com/MOP-AROUND®-Mop-Heads-Replacements/dp/B00IISTQ4M/ref=cm_cr_ar_p_d_product_top?ie=UTF8, [site visited Mar. 24, 2016 7:41:57 PM].*
Amazon.com—O-Cedar Easy Wring Spin Mop Refill, review date Jun. 30, 2013, http://www.amazon.com/O-Cedar-Easy-Wring-Spin-Refill/dp/B00COXAHMM/ref=cm_cr_ar_p_d_product_top?ie=UTF8#customerReviews, [site visited Mar. 24, 2016 7:20:37 PM].*

* cited by examiner




FIG. 1




FIG. 2



FIG. 3




FIG. 4




FIG. 5




FIG. 6




FIG. 7