



US00D773749S

(12) **United States Design Patent** (10) **Patent No.:** **US D773,749 S**  
**Itzhak-Sigron et al.** (45) **Date of Patent:** **\*\* Dec. 6, 2016**

(54) **SLEEPING BASKET FOR A DOMESTIC ANIMAL**

(71) Applicant: **KETER PLASTIC LTD.**, Herzelyia (IL)

(72) Inventors: **Reut Itzhak-Sigron**, Ein Sarid (IL); **Zvi Zak**, Herzliya (IL)

(73) Assignee: **KETER PLASTIC LTD.**, Herzelyia (IL)

(\*\*) Term: **14 Years**

(21) Appl. No.: **29/518,687**

(22) Filed: **Feb. 26, 2015**

(30) **Foreign Application Priority Data**

Sep. 18, 2014 (IL) ..... 56085

(51) **LOC (10) Cl.** ..... **30-06**

(52) **U.S. Cl.**  
USPC ..... **D30/118**

(58) **Field of Classification Search**  
USPC .. D30/118; D3/277, 304, 306, 314; D6/333, 349, 382-384, 388, 390, 392, D6/595-596, 598, 601, 604; D7/586-587; 119/28.5  
CPC ..... A01K 1/0353; A01K 15/04; A01K 29/00  
See application file for complete search history.

(56) **References Cited**

**U.S. PATENT DOCUMENTS**

D224,685	S *	8/1972	Michlap et al.	119/28.5
D224,792	S *	9/1972	Knox, Jr.	D30/118
3,814,058	A *	6/1974	Thompson	A01K 1/033 119/28.5
D234,477	S *	3/1975	Lockhardt, Jr. et al.	D6/349
5,188,063	A *	2/1993	Evans	A01K 1/0107 119/28.5
5,765,502	A *	6/1998	Haugh	A01K 1/0353 119/28.5
D486,966	S *	2/2004	Steendyk	D6/349

D522,183	S *	5/2006	Wylie	D30/118
D587,912	S *	3/2009	Moss	D6/349
D596,355	S *	7/2009	Toltzman	D30/118
D605,367	S *	12/2009	Northrop	D30/118
D612,546	S *	3/2010	Zine	D30/118
D632,026	S *	2/2011	Higashi	D30/118
D676,613	S *	2/2013	Chiu	D30/118
D681,356	S *	5/2013	Iwasaki	D6/349
D710,631	S *	8/2014	Pirayesh	D6/672
D726,971	S *	4/2015	Itzhak-Sigron	D30/118

(Continued)

**OTHER PUBLICATIONS**

[http://il.keter.com/products/knit\\_cozies\\_pet\\_home](http://il.keter.com/products/knit_cozies_pet_home); Copyright 2011; Keter Knit Cozies—Pet Home catalog No. 17202130.\*

*Primary Examiner* — Cathy Anne MacCormac  
(74) *Attorney, Agent, or Firm* — Vorys, Sater, Seymour & Pease LLP


(57) **CLAIM**

The ornamental design for a sleeping basket for a domestic animal, as shown and described.

**DESCRIPTION**

FIG. 1 is a perspective view of the design for a sleeping basket for a domestic animal;  
FIG. 2 is a front view of the sleeping basket for a domestic animal as seen in FIG. 1;  
FIG. 3 is a right side view of the sleeping basket for a domestic animal as seen in FIG. 1, the left side view being a mirror image thereof;  
FIG. 4 is a top plan view of the sleeping basket for a domestic animal as seen in FIG. 1; and,  
FIG. 5 is a bottom plan view of the sleeping basket for a domestic animal as seen in FIG. 1.  
The broken lines shown in the drawings depict boundaries and the areas contained within them form no part of the claimed design.

**1 Claim, 5 Drawing Sheets**



(56)

**References Cited**

U.S. PATENT DOCUMENTS

2005/0087142 A1\* 4/2005 Dalal ..... A01K 1/0353  
119/28.5  
2006/0288943 A1\* 12/2006 Ku ..... A01K 1/0353  
119/28.5  
2007/0051323 A1\* 3/2007 Guard ..... A01K 1/033  
119/482  
2008/0282987 A1\* 11/2008 Ritchey ..... A01K 1/0353  
119/28.5

\* cited by examiner




FIG. 1




FIG. 2




FIG. 3




FIG. 4




FIG. 5