



US00D773744S

(12) **United States Design Patent**
Furlong

(10) **Patent No.:** **US D773,744 S**

(45) **Date of Patent:** **** *Dec. 6, 2016**

(54) **GLOVE FORMER**

(71) Applicant: **Covco (H.K) Ltd.**, Bangkok OT (TH)

(72) Inventor: **John Joseph Furlong**, Bangkok (TH)

(73) Assignee: **Covco (H.K.) Ltd.**, Bangkok (TH)

(*) Notice: This patent is subject to a terminal disclaimer.

(**) Term: **14 Years**

(21) Appl. No.: **29/476,424**

(22) Filed: **Dec. 13, 2013**

(51) **LOC (10) Cl.** **02-06**

(52) **U.S. Cl.**

USPC **D29/117.2**

(58) **Field of Classification Search**

USPC D2/610, 613, 614, 615, 616, 617, 618,
D2/619, 623; D29/113, 114, 117.1, 117.2,
D29/123; D32/43; 2/16, 21, 159, 161.3,
161.6, 161.4, 2/161.8, 163, 167, 168, 169

CPC A41D 13/08; A41D 19/00; A41D 19/0003;
A41D 19/0024; A41D 19/0055; A41D
19/0058; A41D 19/0062; A41D 19/015;
A41D 19/01505; A41D 19/01547; A41D
19/01558

See application file for complete search history.

(56) **References Cited**

U.S. PATENT DOCUMENTS

D202,329 S * 9/1965 Swistel D29/117.1
D205,925 S * 10/1966 Whitcraft D29/117.1
D225,139 S * 11/1972 Vennettilli D29/117.1
3,883,899 A 5/1975 Ganz
4,329,312 A 5/1982 Ganz
D367,752 S * 3/1996 Bruckert D29/117.1
6,076,190 A * 6/2000 Besson 2/161.6
D480,018 S * 9/2003 Plank et al. D11/160
6,941,580 B2 * 9/2005 Kolcio et al. 2/161.6
D530,058 S * 10/2006 Kishihara et al. D2/623
7,269,859 B2 * 9/2007 Wells 2/161.6

D555,876 S * 11/2007 Kishihara et al. D2/617
D560,038 S * 1/2008 VanErmen D29/117.2
7,514,121 B2 * 4/2009 Williams 427/288
D602,207 S 10/2009 Hull

(Continued)

FOREIGN PATENT DOCUMENTS

CN 302965297 * 10/2014

OTHER PUBLICATIONS

“Nature Household Rubber Gloves Flocking Linear Rubber Cleaning Glove” for sale on-line. Publication date unknown. China patent included, Oct. 22, 2002. Retrieved from internet on Apr. 1, 2015. URL: <http://www.householdlatexgloves.com/sale-1727644-nature-household-rubber-gloves-flocking-liner-rubber-cleaning-glove.html>. (6 pgs).*

Primary Examiner — Karen E. Eldridge Powers

Assistant Examiner — Jasmine Mlinarcik

(74) *Attorney, Agent, or Firm* — Greenberg Traurig LLP

(57) **CLAIM**

The ornamental design for the glove former, as shown and described.

DESCRIPTION

FIG. 1 is a perspective view of a glove former showing my new design.

FIG. 2 is a front elevation view thereof;

FIG. 3 is a rear elevation view thereof;

FIG. 4 is a left-side elevation view thereof;

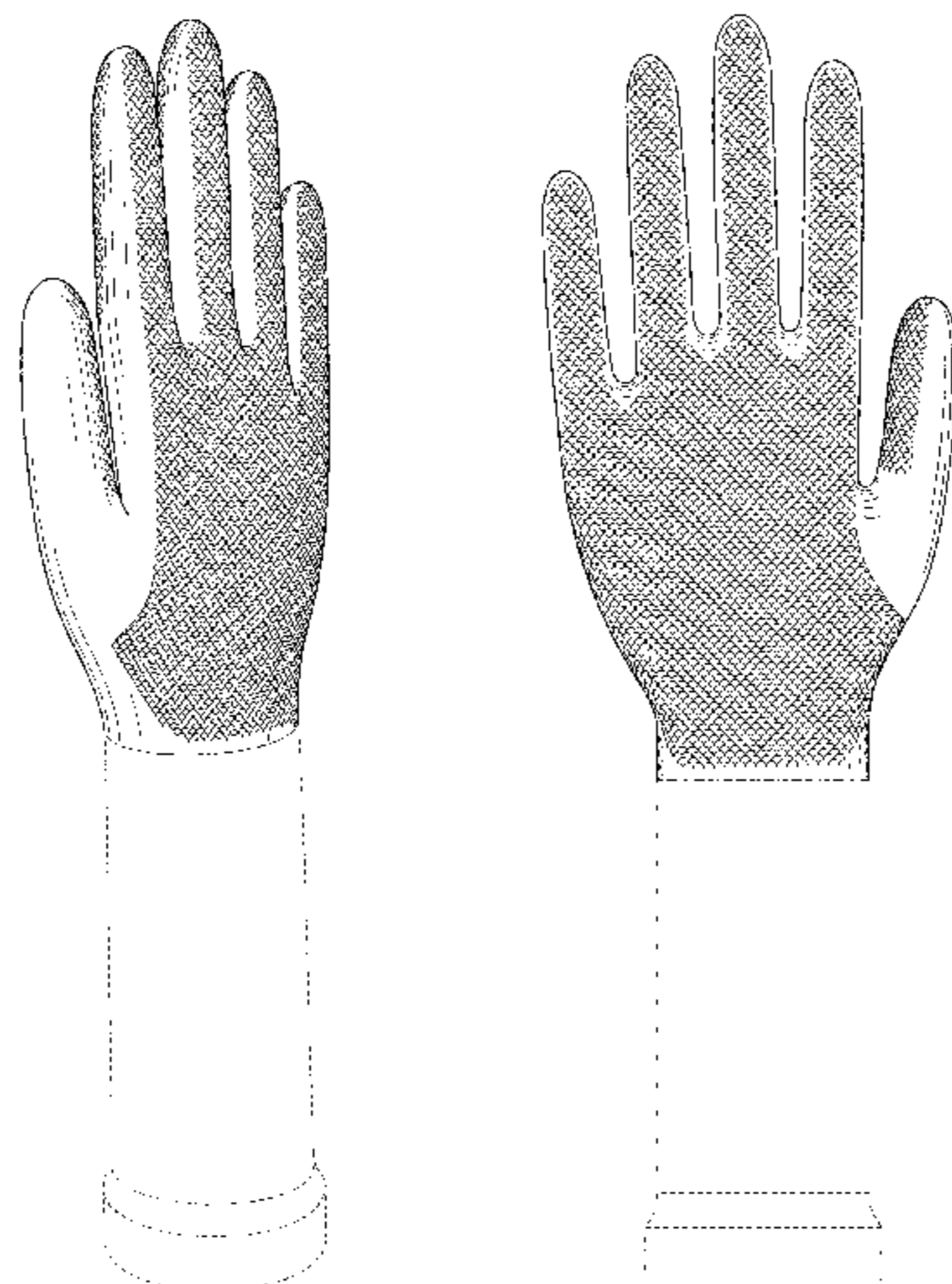
FIG. 5 is a right-side elevation view thereof;

FIG. 6 is a top plan view thereof; and,

FIG. 7 is a bottom plan view thereof.

The bottom of the claimed portion of the article illustrated by a “dash dot dash” broken line represents the bounds of the claimed design and forms no part of the claimed design. The uniform broken lines represent environmental subject matter that forms no part of the claimed design.

1 Claim, 5 Drawing Sheets



(56)

References Cited

U.S. PATENT DOCUMENTS

D611,228	S *	3/2010	Thompson et al.	D2/617
8,028,348	B2 *	10/2011	Hull	2/163
8,302,216	B2 *	11/2012	Hull	2/163
D710,548	S *	8/2014	Salzman	D29/117.1
2004/0036196	A1	2/2004	Conley		
2004/0255362	A1 *	12/2004	Soerens et al.	2/161.7
2005/0044609	A1 *	3/2005	Vistins et al.	2/159
2006/0048270	A1 *	3/2006	Chen	2/167
2006/0115653	A1	6/2006	Soerens et al.		
2006/0143767	A1 *	7/2006	Yang et al.	2/16
2007/0136972	A1 *	6/2007	Atteberry	15/227
2012/0036612	A1	2/2012	Hull		
2015/0033801	A1 *	2/2015	Finzelberg	66/174

* cited by examiner

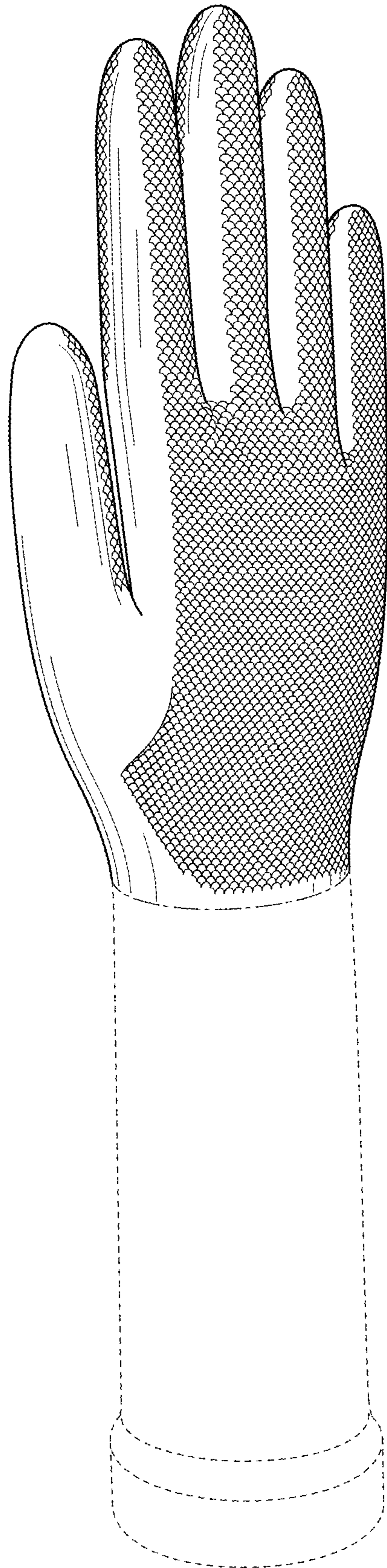


FIG. 1

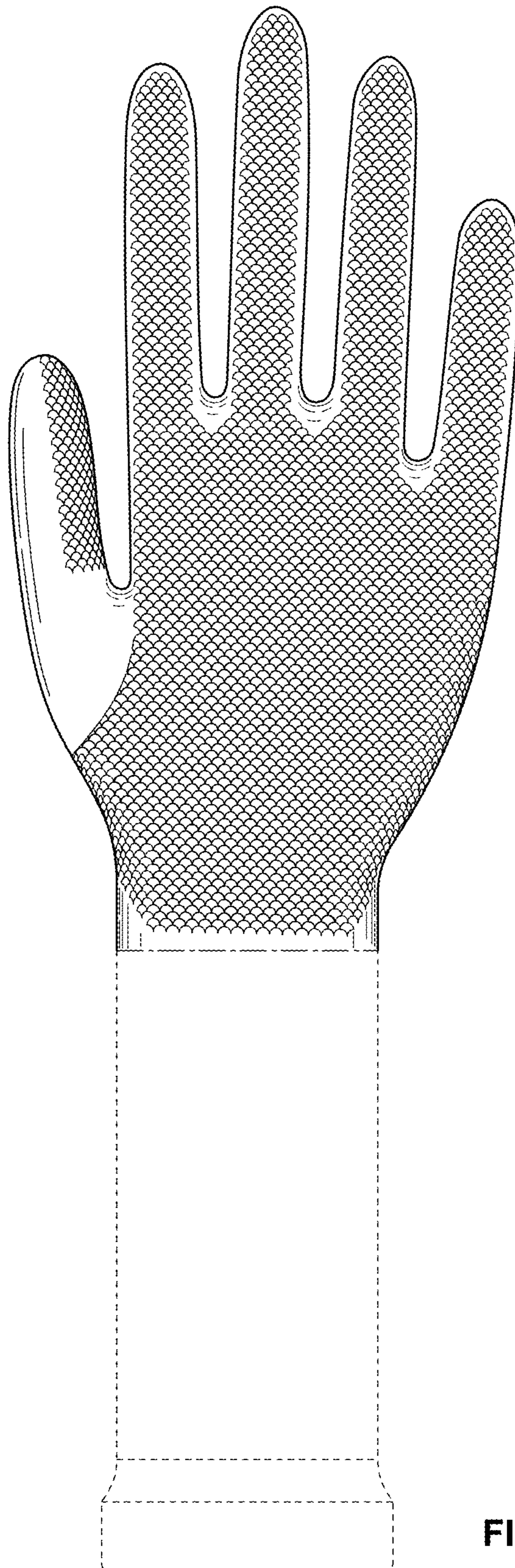


FIG. 2

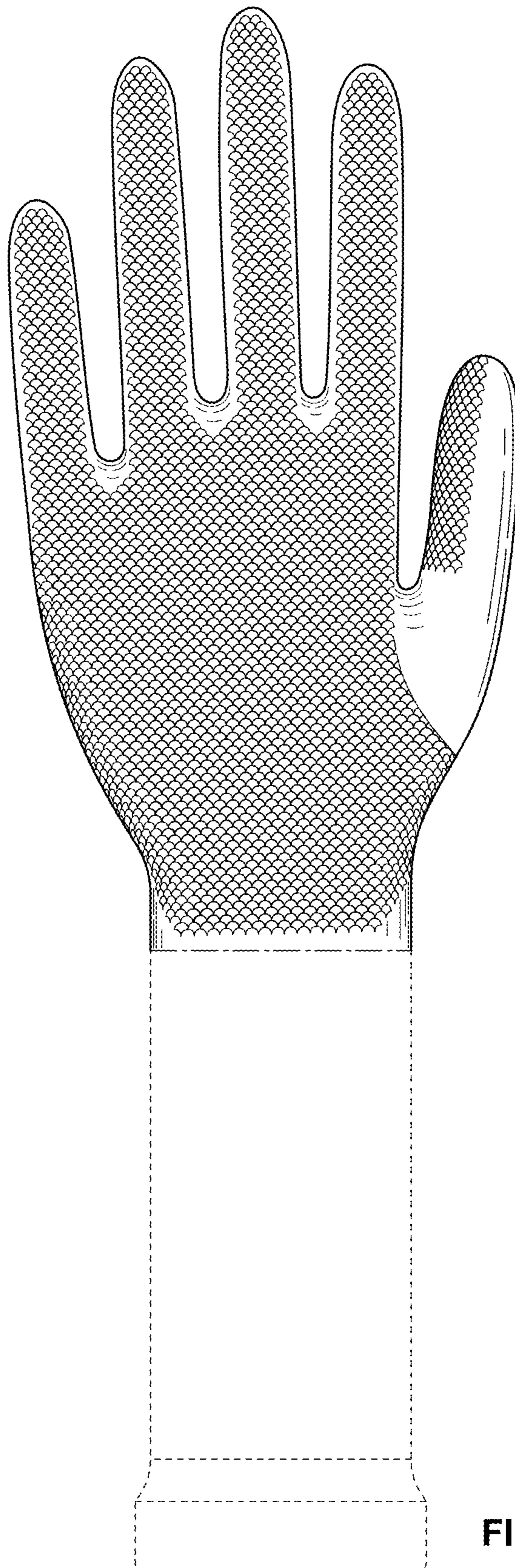


FIG. 3

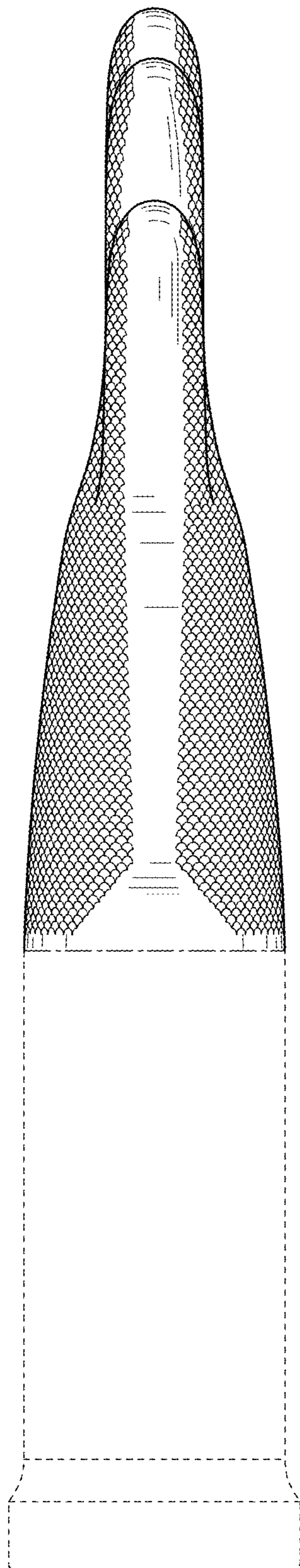


FIG. 4

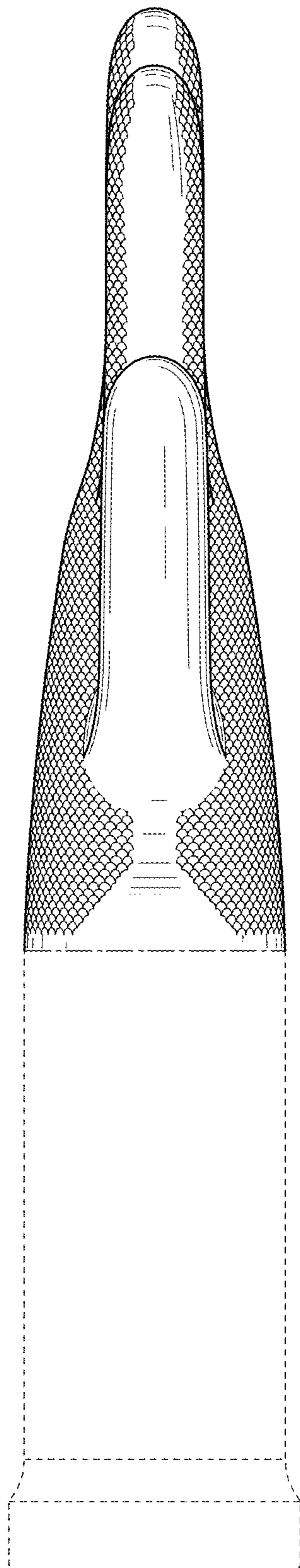


FIG. 5

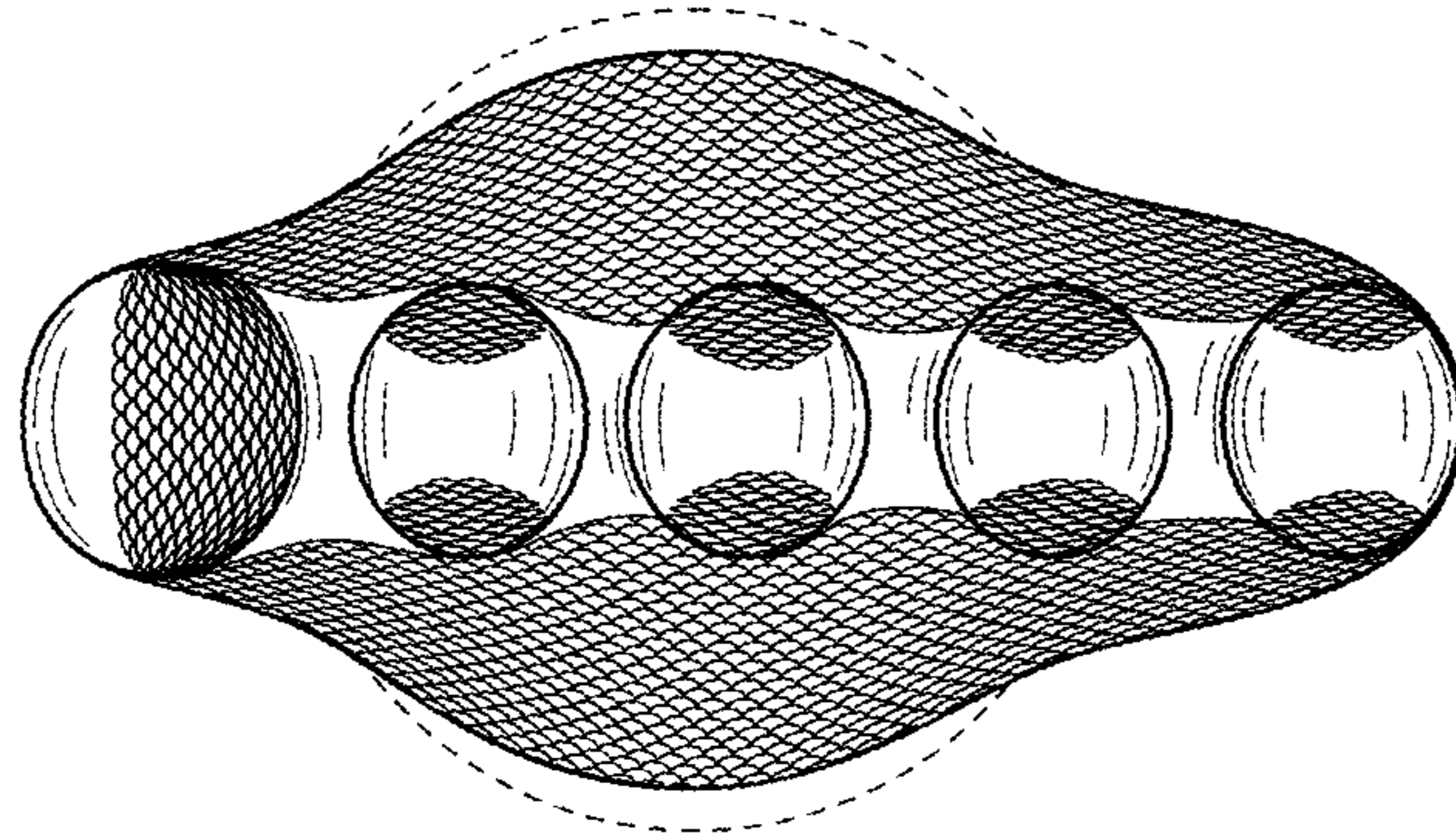


FIG. 6

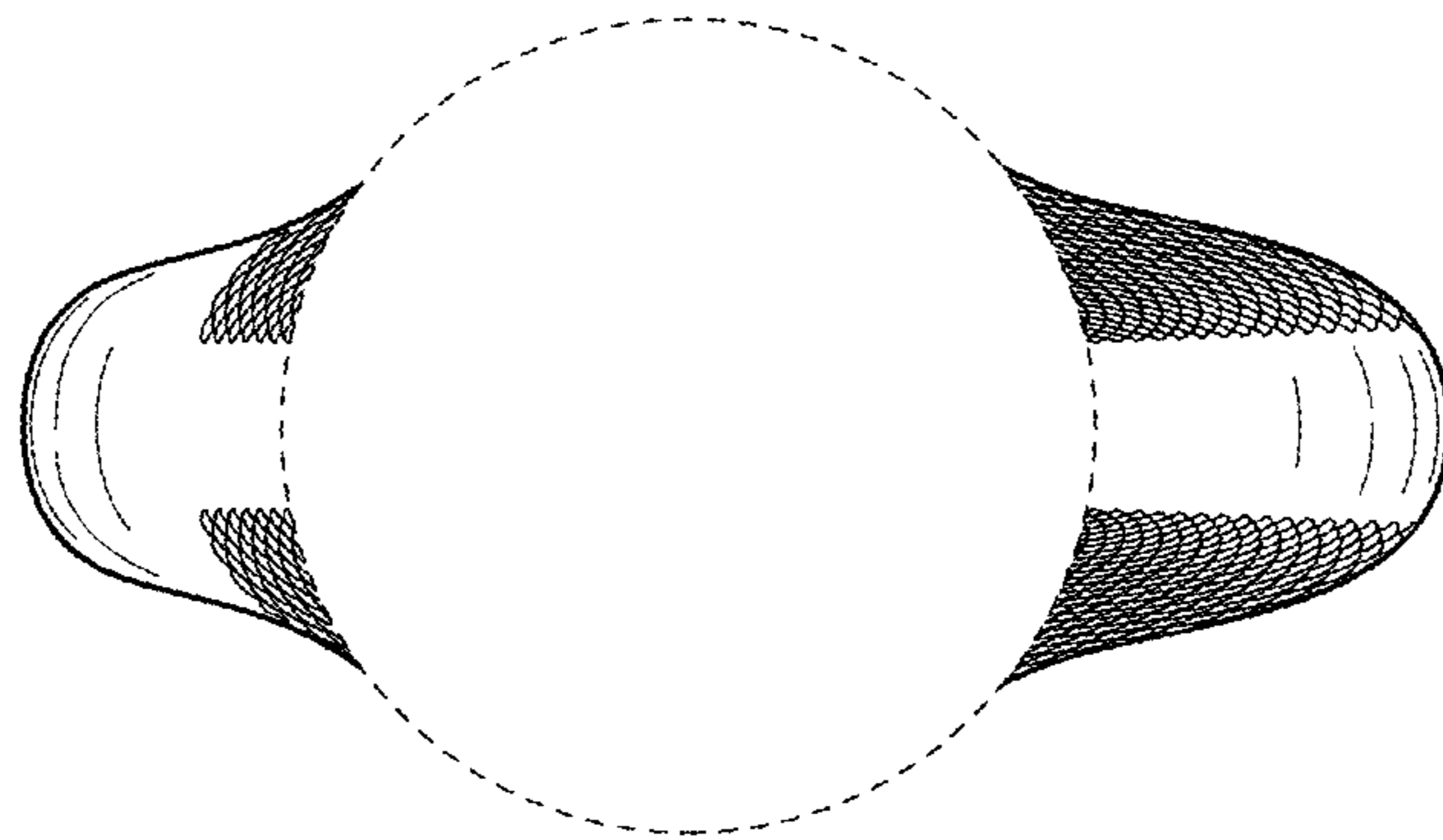


FIG. 7