



US00D773734S

(12) **United States Design Patent**  
**Li et al.**

(10) **Patent No.:** **US D773,734 S**  
(45) **Date of Patent:** **\*\* Dec. 6, 2016**

(54) **RAZOR HANDLE**

(71) Applicants: **Yvonne Chee On Li**, Long Beach, CA (US); **Alexander Penn Sotelo**, Long Beach, CA (US)

(72) Inventors: **Yvonne Chee On Li**, Long Beach, CA (US); **Alexander Penn Sotelo**, Long Beach, CA (US)

(\*\*) Term: **15 Years**

(21) Appl. No.: **29/548,492**

(22) Filed: **Dec. 14, 2015**

(51) **LOC (10) Cl.** ..... **28-03**

(52) **U.S. Cl.**  
USPC ..... **D28/48**

(58) **Field of Classification Search**  
USPC ..... D28/46-48  
CPC ..... B26B 21/52-21/528; B26B 21/14-21/38;  
B26B 21/00; B26B 21/08; B26B 21/44;  
B26B 21/40; A45D 42/08  
See application file for complete search history.

(56) **References Cited**

**U.S. PATENT DOCUMENTS**

1,676,183	A	7/1928	Garfunkle	
2,341,743	A *	2/1944	Rothner	B26B 21/40 30/34.05
2,385,859	A	10/1945	Ernest	
4,733,468	A *	3/1988	Zadro	B26B 21/40 132/291
4,888,868	A *	12/1989	Pritchard	B26B 21/446 132/289
4,970,784	A	11/1990	Althaus et al.	
5,692,529	A *	12/1997	Fekete	A45D 42/08 132/291
5,927,298	A	7/1999	Tiram	
6,161,287	A	12/2000	Swanson et al.	

6,476,984	B1	11/2002	Ringdahl	
6,880,253	B1	4/2005	Gyllerstrom	
7,197,825	B2	4/2007	Walker et al.	
D575,903	S	8/2008	Wakayama	
7,690,122	B2	4/2010	Worrick et al.	
D624,701	S	9/2010	Jung	
8,065,802	B2	11/2011	Oglesby et al.	
D659,286	S	5/2012	Lukan et al.	
8,166,661	B2	5/2012	King	
D698,999	S *	2/2014	Otsuka	D28/47
D699,396	S *	2/2014	Hasegawa	D28/48
8,789,282	B2	7/2014	Wilson et al.	

(Continued)

**FOREIGN PATENT DOCUMENTS**

CN	201244819	5/2009
CN	201960593	U 9/2011

(Continued)

*Primary Examiner* — Jennifer Rivard

(74) *Attorney, Agent, or Firm* — Innovation Capital Law Group, LLP; Vic Lin

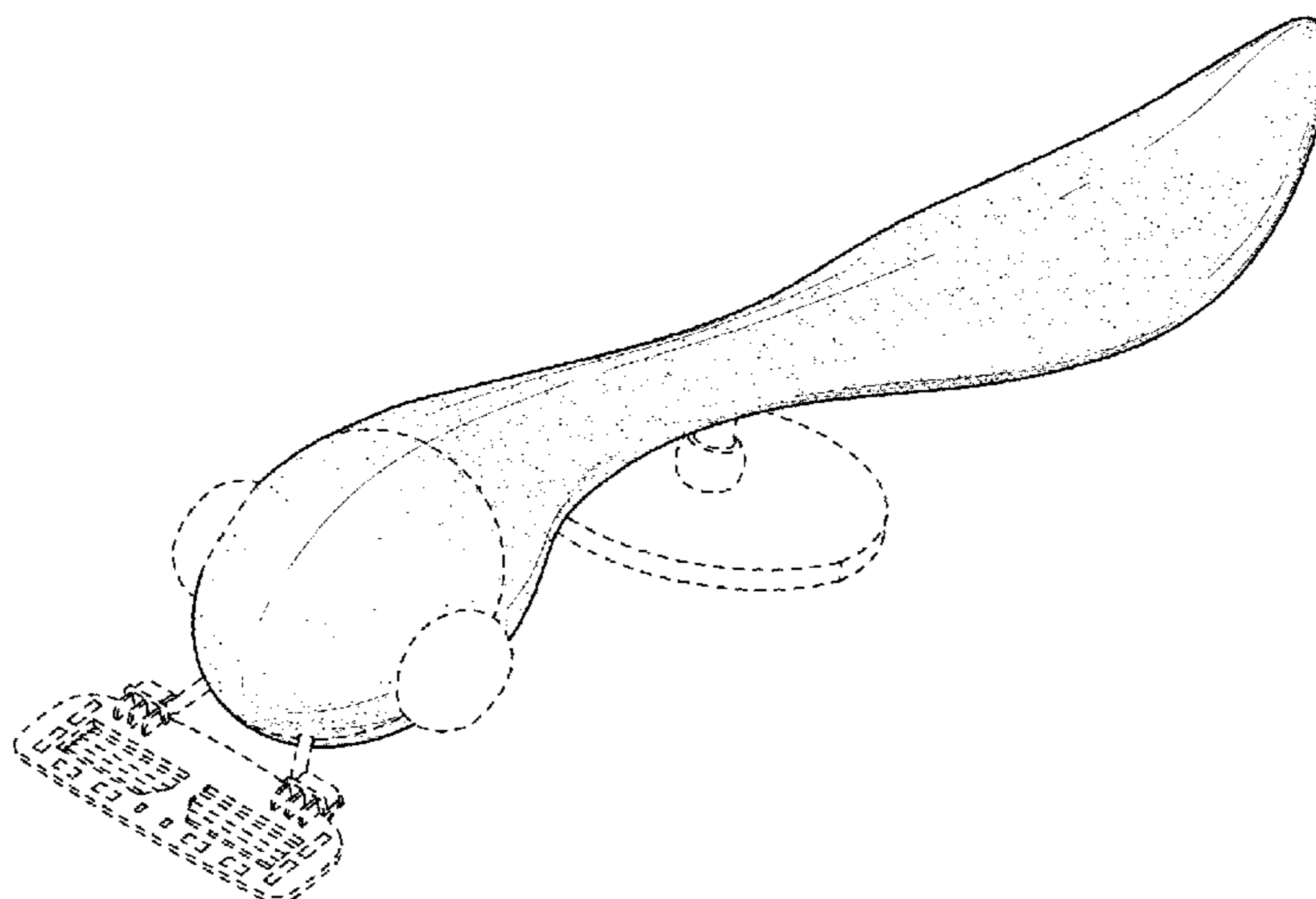
(57) **CLAIM**

We claim the ornamental design for the razor handle, as shown and described.

**DESCRIPTION**

FIG. 1 is a top perspective view of a razor handle;  
FIG. 2 is a bottom perspective view thereof;  
FIG. 3 is a top plan view thereof;  
FIG. 4 is a bottom plan view thereof;  
FIG. 5 is a right elevation view thereof;  
FIG. 6 is a left elevation view thereof;  
FIG. 7 is a front elevation view thereof; and,  
FIG. 8 is a rear elevation view thereof.  
The broken lines illustrate portions of the razor handle and form no part of the claimed design.

**1 Claim, 5 Drawing Sheets**



(56)

**References Cited**

U.S. PATENT DOCUMENTS

D749,264	S	2/2016	Leatherman et al.	
D766,505	S *	9/2016	Coviello .....	D28/46
2004/0188470	A1	9/2004	Hill	
2005/0034307	A1	2/2005	Brzezinski	
2005/0132585	A1	6/2005	Weber et al.	
2005/0217689	A1	10/2005	Haley	
2012/0103362	A1	5/2012	Nowacek	
2014/0026726	A1	1/2014	Griffin et al.	
2014/0083265	A1	3/2014	Provost et al.	
2015/0174776	A1	6/2015	Hawes	
2015/0266192	A1 *	9/2015	Coresh .....	B26B 21/521 30/526

FOREIGN PATENT DOCUMENTS

CN	202507309	U	10/2012
CN	202922614	U	5/2013

\* cited by examiner

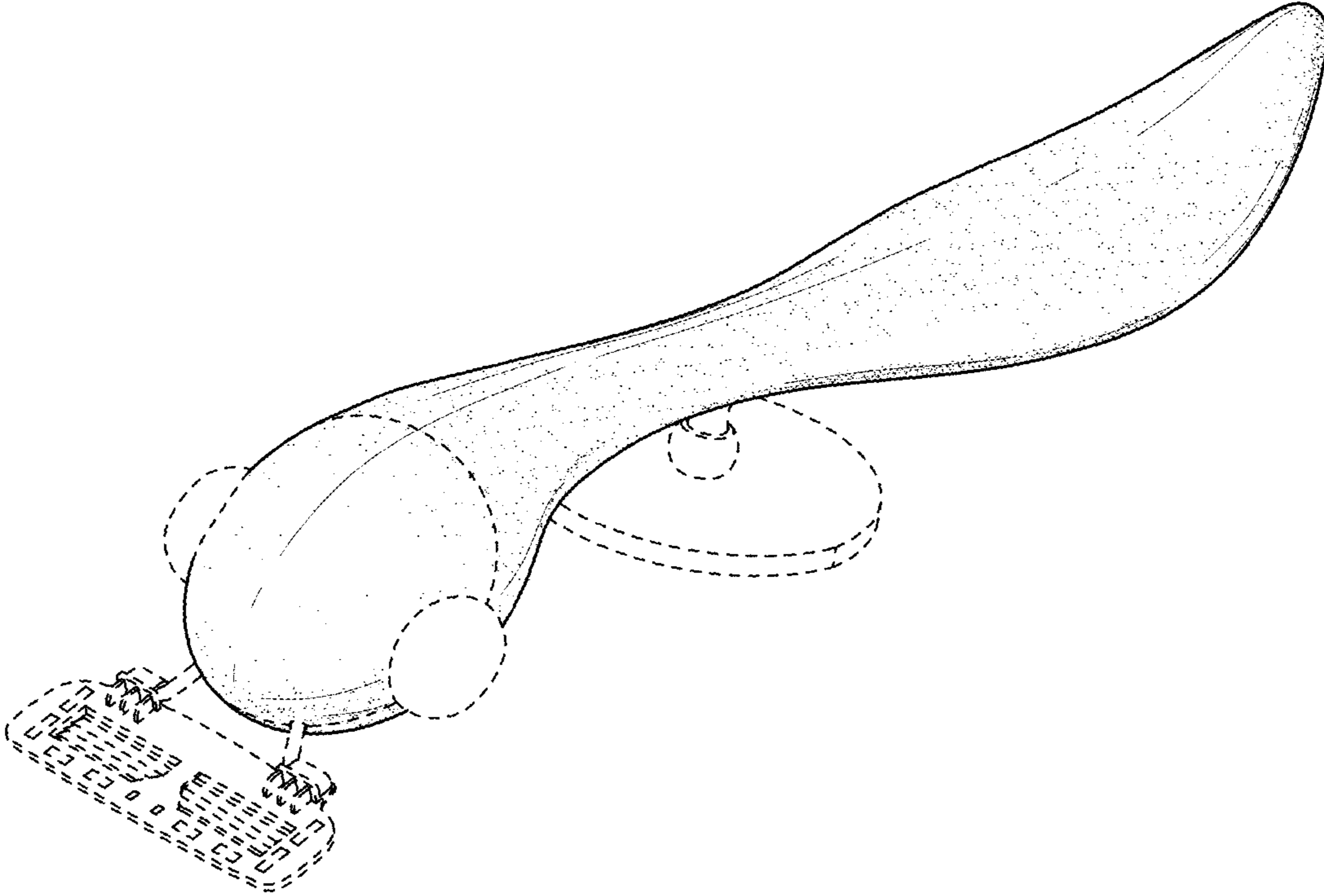


FIG.1

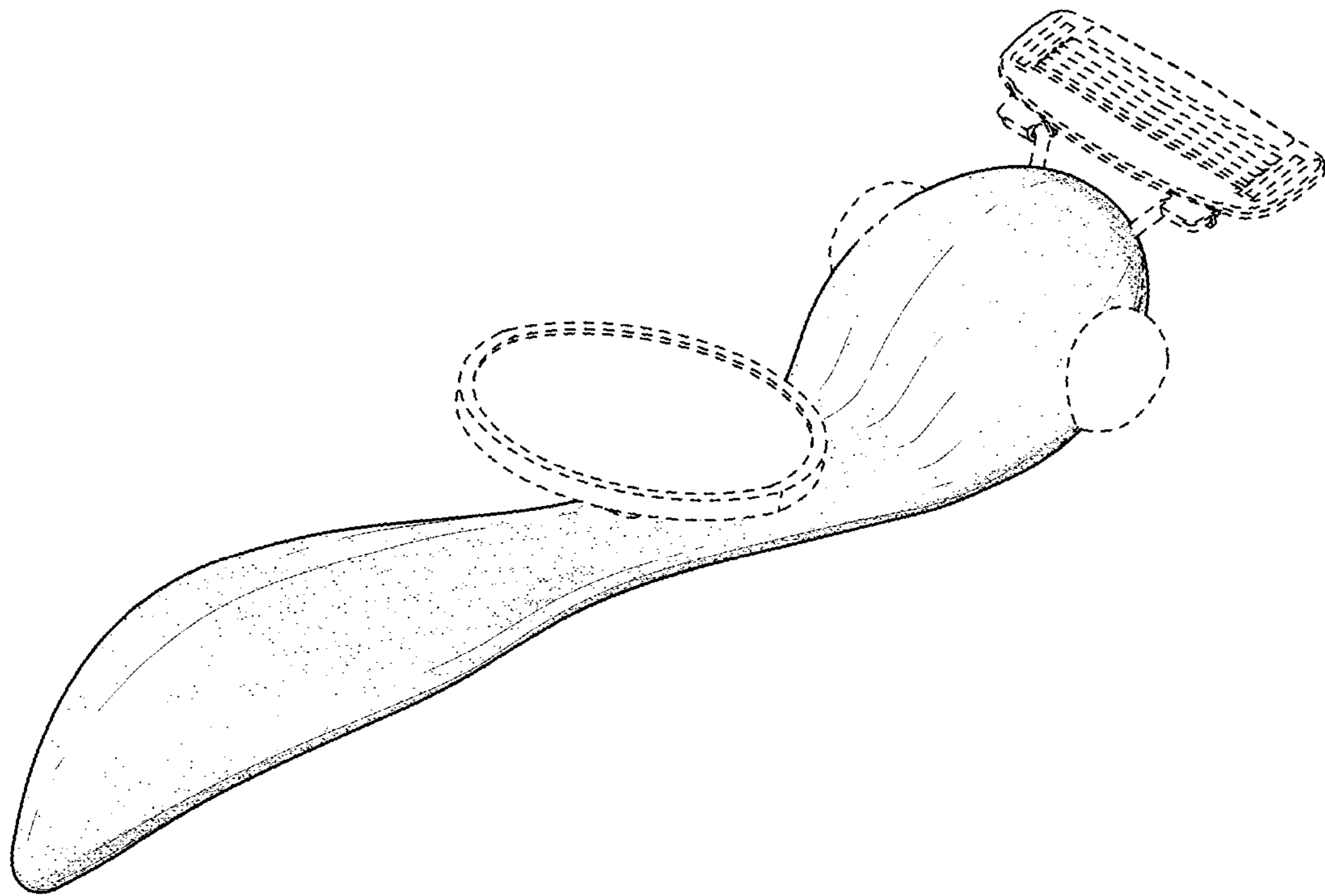


FIG.2

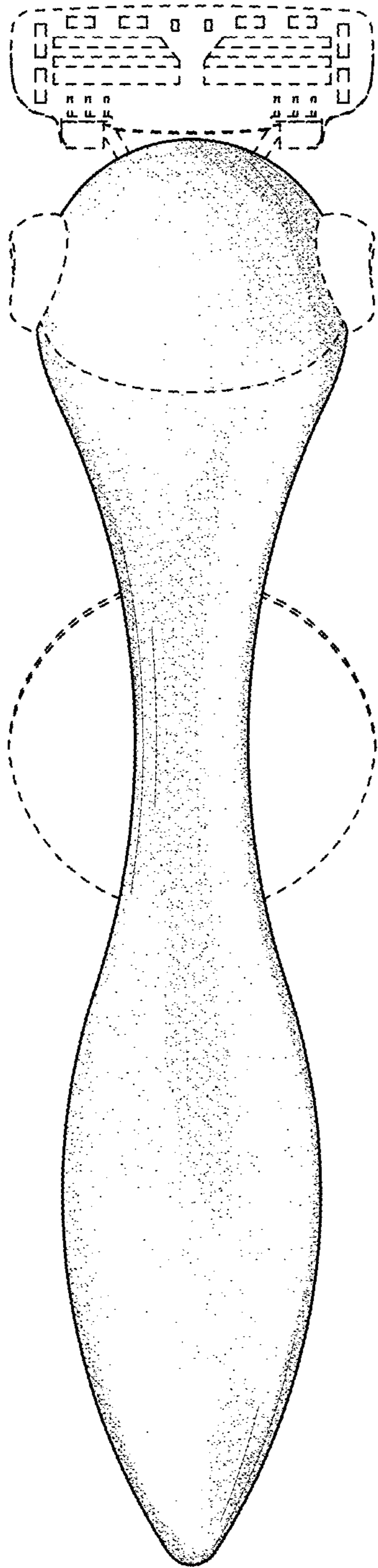


FIG.3

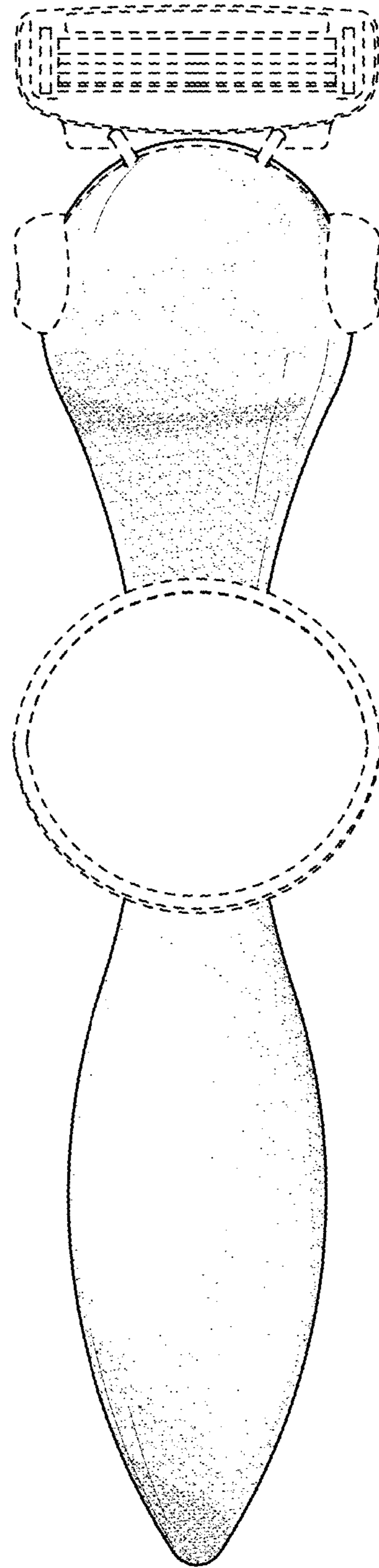


FIG.4



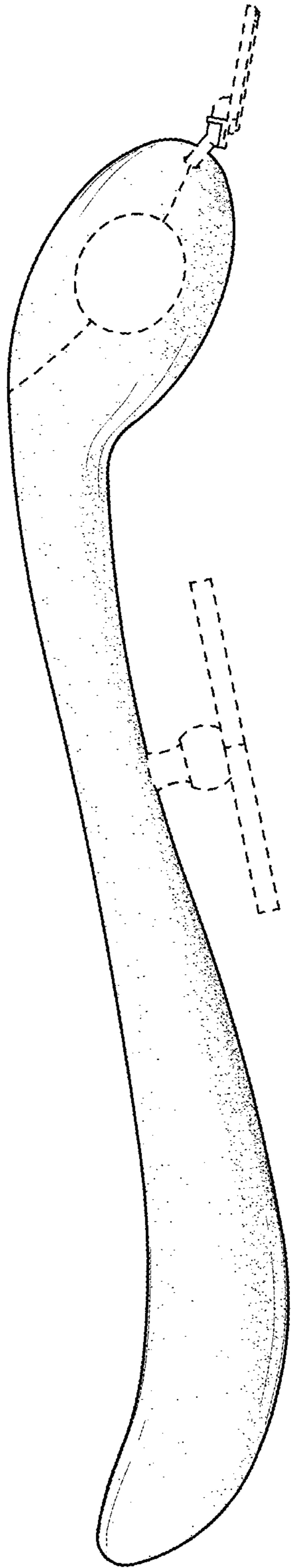


FIG.5

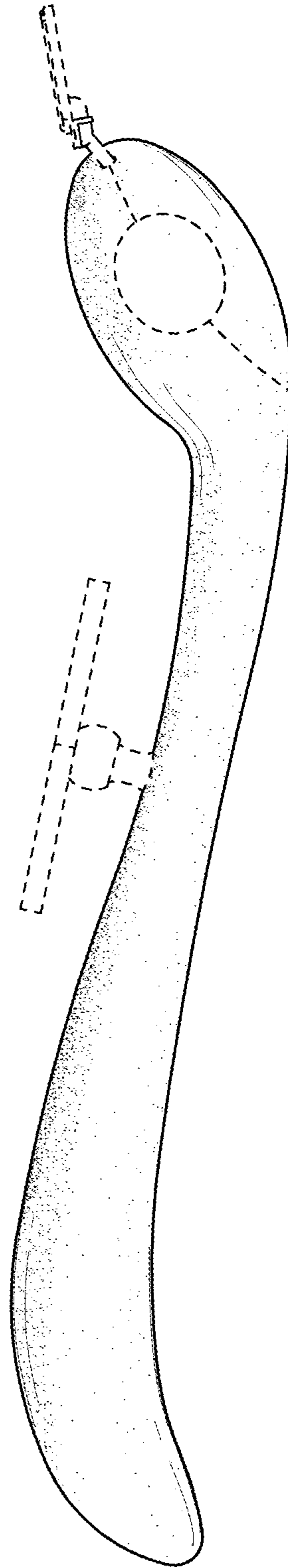


FIG.6

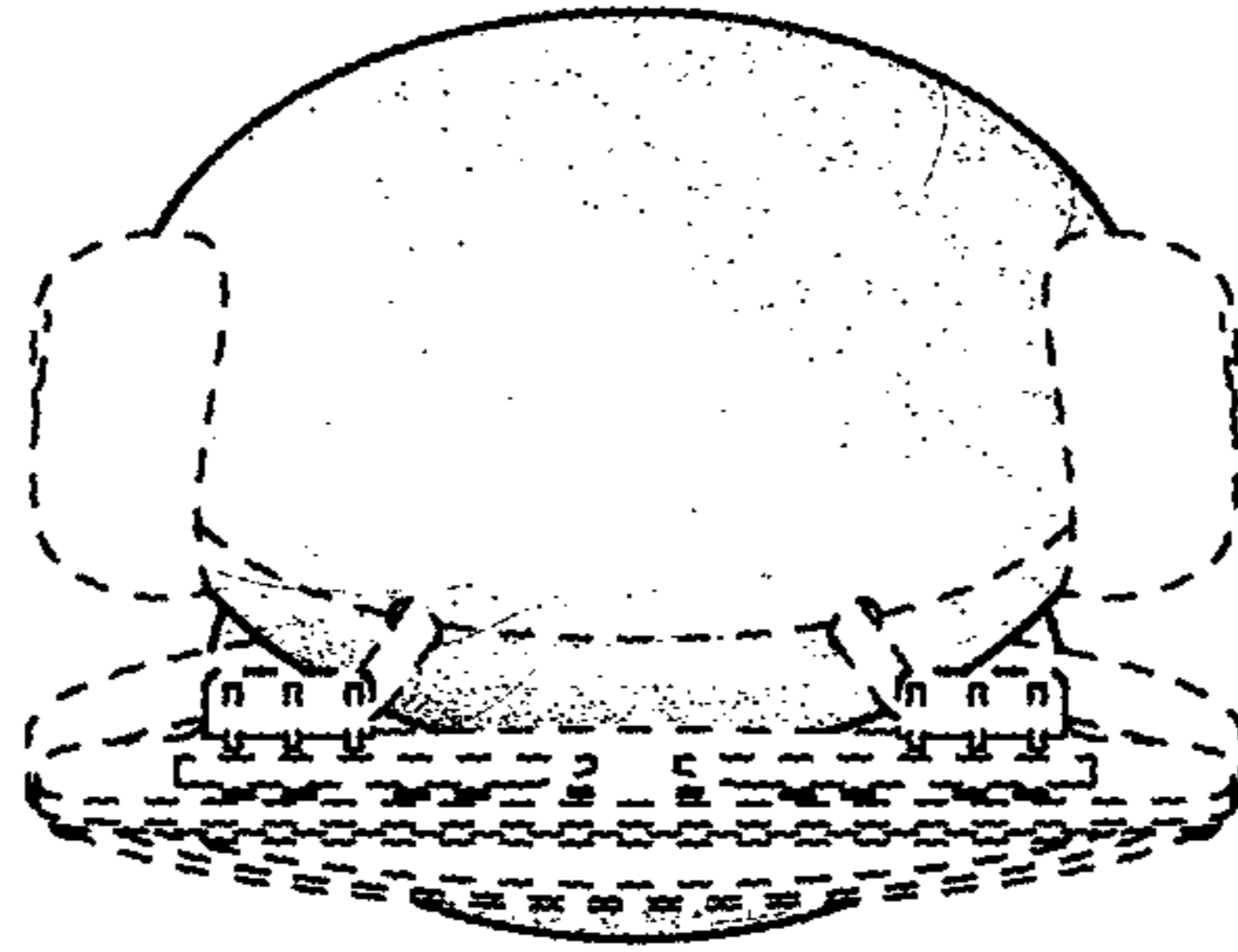


FIG. 7

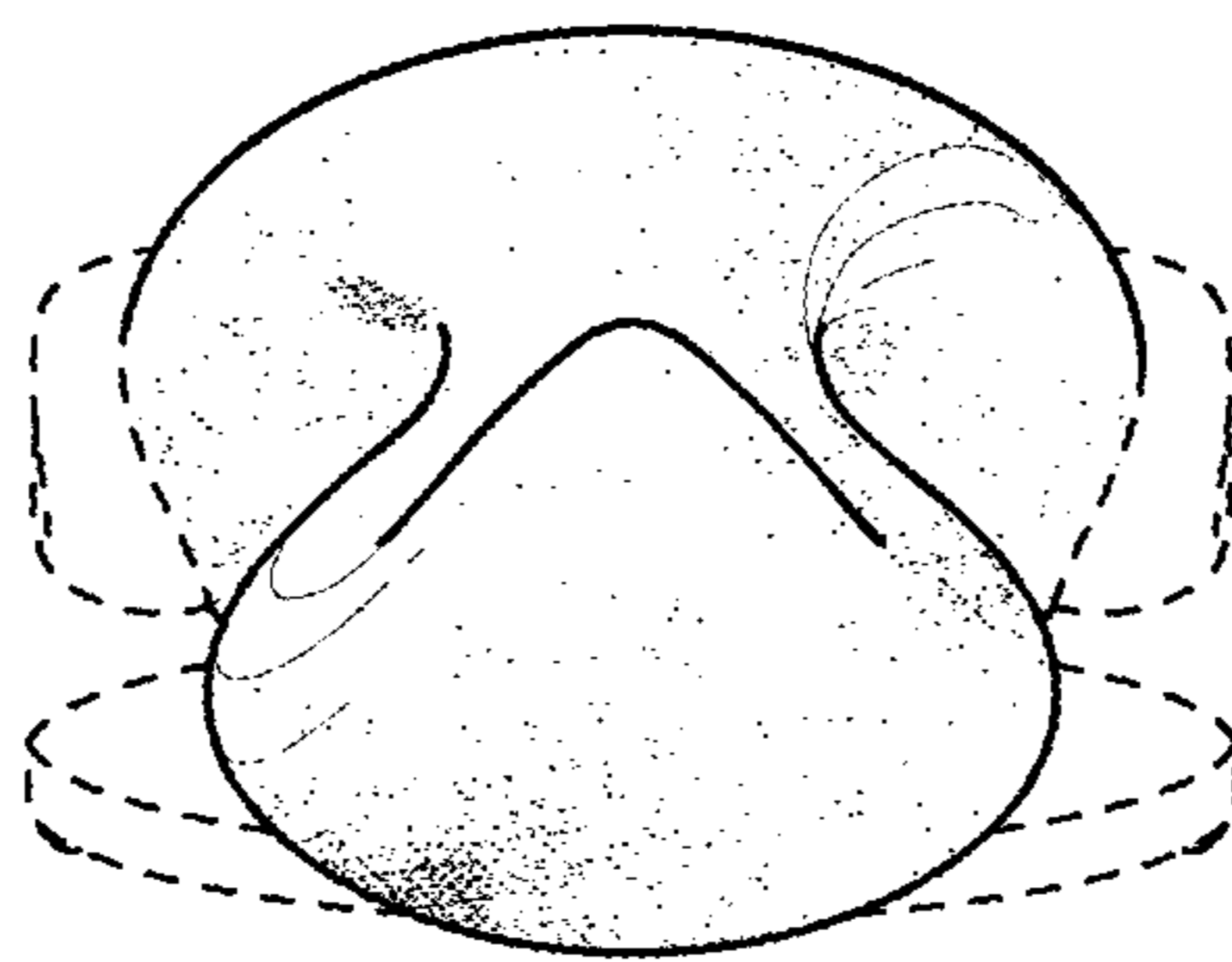


FIG. 8