



US00D773731S

(12) **United States Design Patent** (10) **Patent No.:** **US D773,731 S**
Harris (45) **Date of Patent:** **** Dec. 6, 2016**

(54) **COMBINED COSMETIC PUFF AND SPONGE** 2,763,021 A * 9/1956 Levy-Hawes A45D 33/34
15/229.14
(71) Applicant: **Shakespeare Harris**, Houston, TX 2,904,814 A * 9/1959 Scholl A45D 33/34
(US) 15/244.1
D333,922 S * 3/1993 Strickler D30/158
(72) Inventor: **Shakespeare Harris**, Houston, TX D418,945 S * 1/2000 Chen D28/63
(US) 6,009,885 A * 1/2000 Nam A45D 33/006
132/293
D597,364 S * 8/2009 Lindgren D6/601
(**) Term: **14 Years** D685,963 S * 7/2013 Timm D32/40
2010/0263151 A1 * 10/2010 Koehl A45D 34/04
15/208

(21) Appl. No.: **29/526,067**

(22) Filed: **May 6, 2015**

(51) **LOC (10) Cl.** **28-03**

(52) **U.S. Cl.**
USPC **D28/7**

(58) **Field of Classification Search**
USPC D4/127, 129; D28/7, 8, 63, 99; D32/40,
D32/52; 15/209.1, 210.1, 244.1; 132/317,
320; 601/138
CPC A45D 33/34; A45D 33/36; A45D 2200/10;
A45D 2200/1009; A45D
2200/1018; A45D 2200/1027; A45D
2200/1063; A47L 13/16; A47L
13/18; A47L 23/05; A47L 23/10; A61K
8/0208

See application file for complete search history.

(56) **References Cited**

U.S. PATENT DOCUMENTS

1,064,641 A * 6/1913 Halstead A46B 11/0013
15/244.1
1,634,175 A * 6/1927 Cosin A45D 33/34
15/210.1
2,004,307 A * 6/1935 Burkhart A45D 33/34
15/229.14
2,169,258 A * 8/1939 Laitman A45D 33/34
15/229.14
2,366,681 A * 1/1945 Valentine A45D 33/34
132/317

FOREIGN PATENT DOCUMENTS

KR WO 2010137850 A2 * 12/2010 A45D 34/04

* cited by examiner

Primary Examiner — Sheryl Lane
Assistant Examiner — Calvin E Vansant

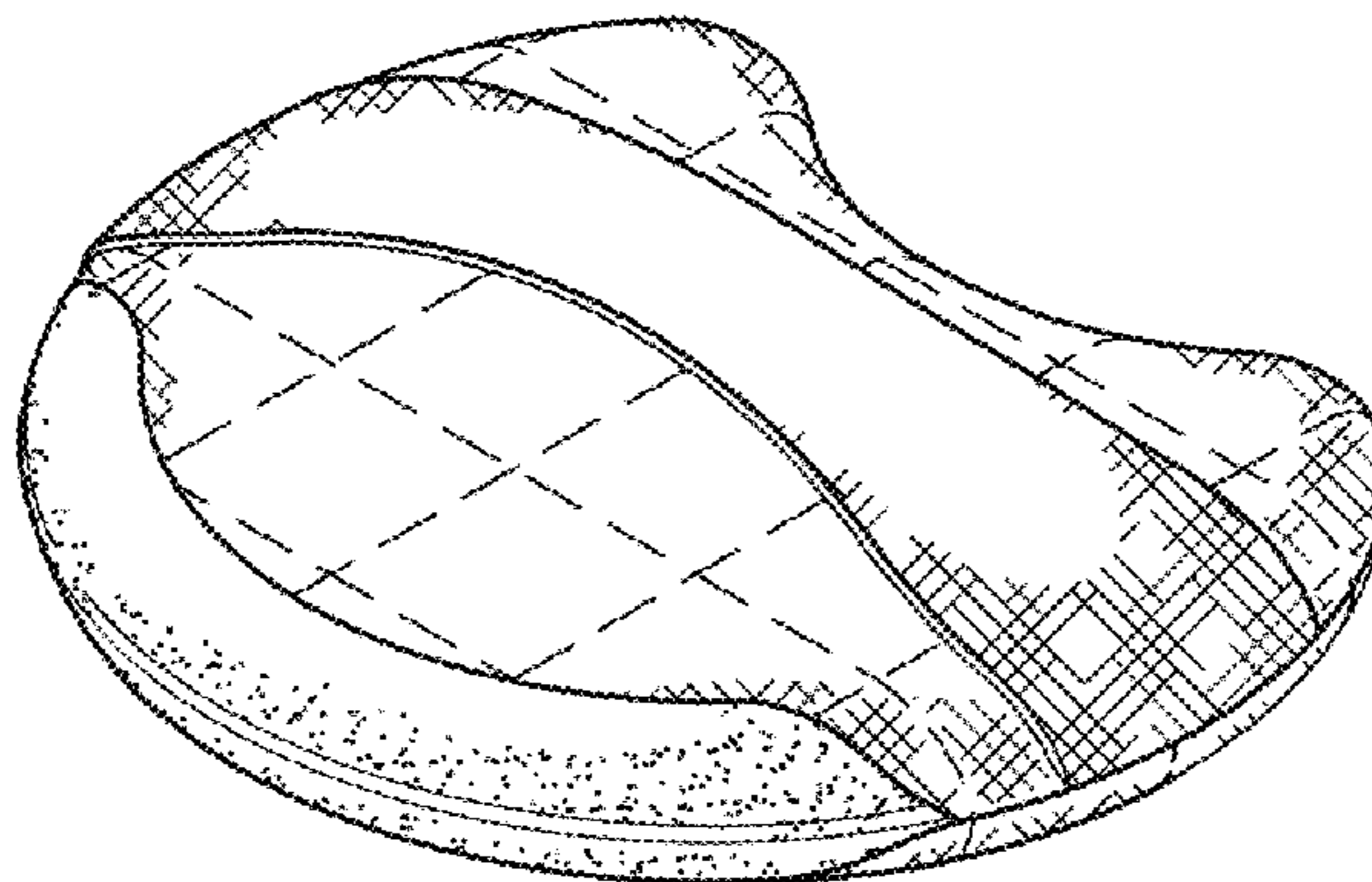
(57) **CLAIM**

The ornamental design for a combined cosmetic puff and sponge, as shown and described.

DESCRIPTION

FIG. 1 is a perspective view from a top side view of a combined cosmetic puff and sponge showing my new design;
FIG. 2 is a perspective view of a bottom side view thereof;
FIG. 3 is a rear view thereof;
FIG. 4 is a front view thereof;
FIG. 5 is a left view thereof;
FIG. 6 is a top view thereof; and,
FIG. 7 is a bottom view thereof.
The broken lines represent stitching that forms part of the claimed design.

1 Claim, 2 Drawing Sheets



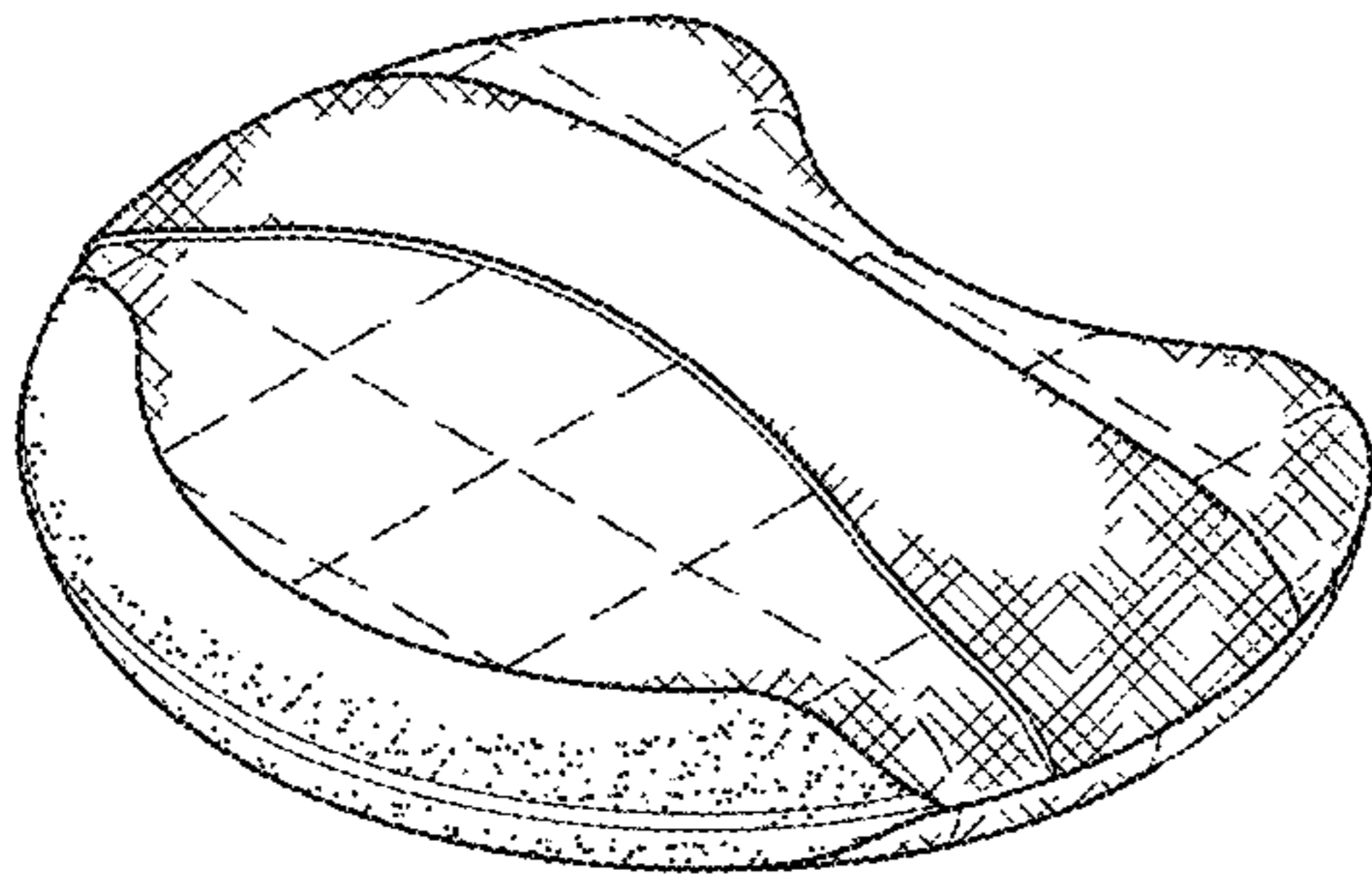


FIG. 1

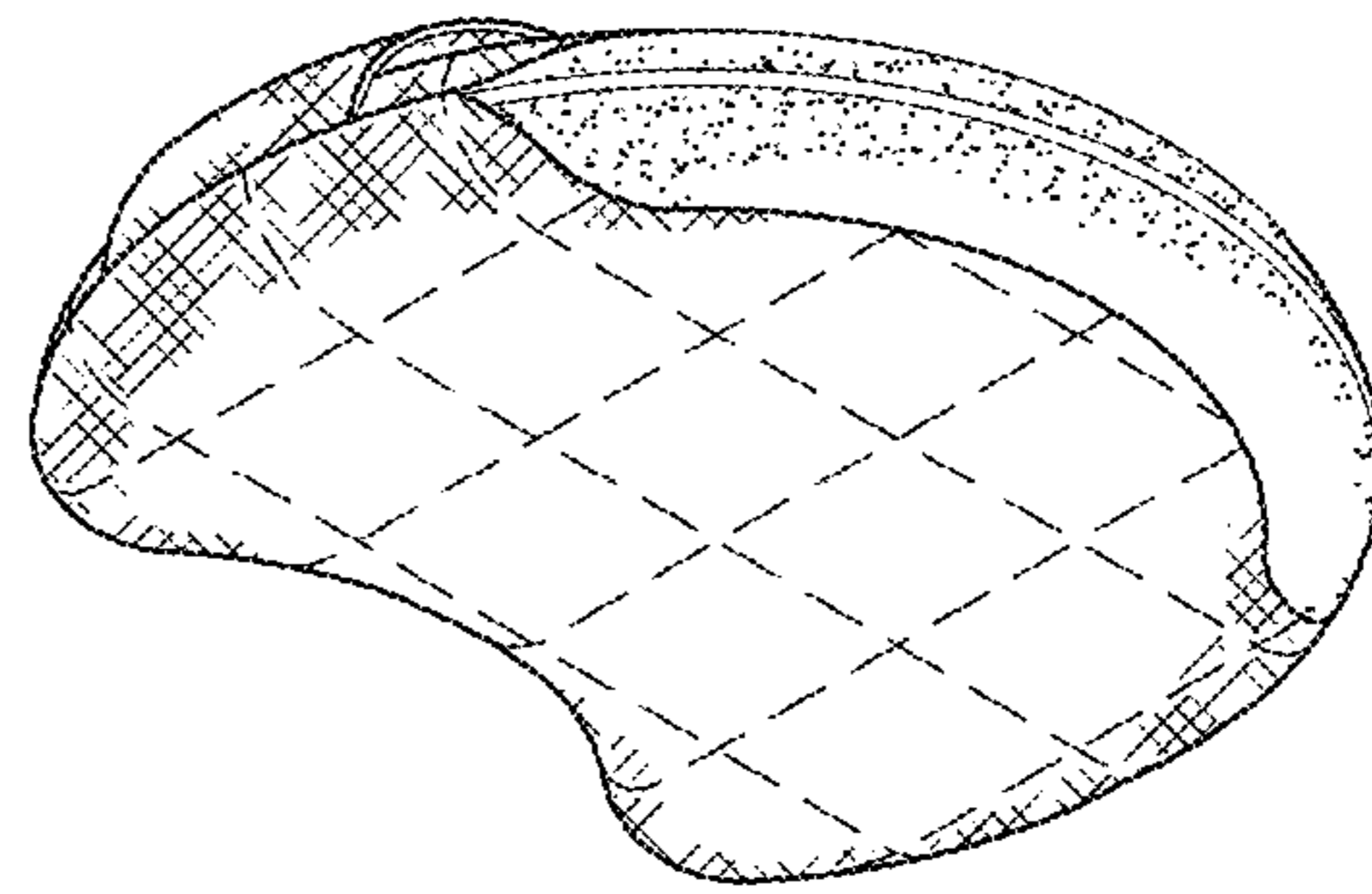


FIG. 2




FIG. 3

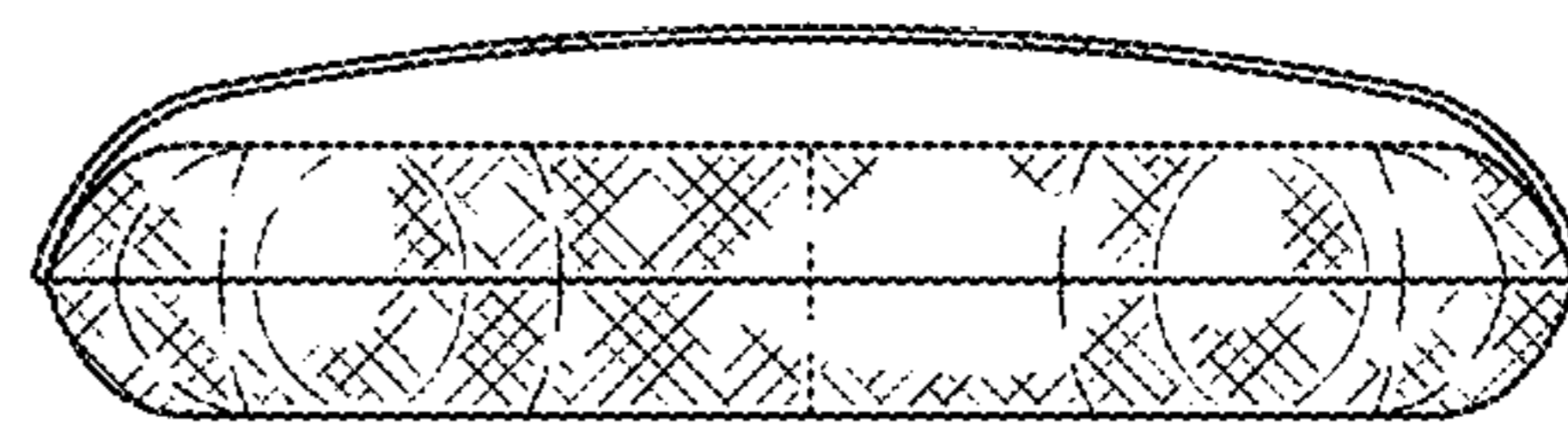


FIG. 4

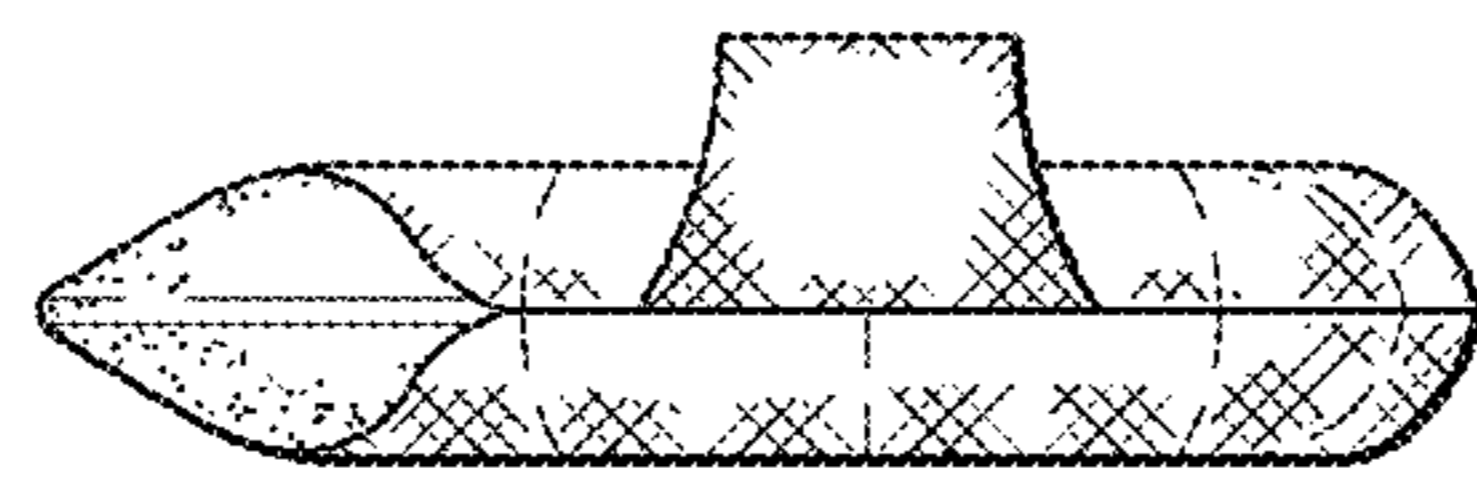


FIG. 5

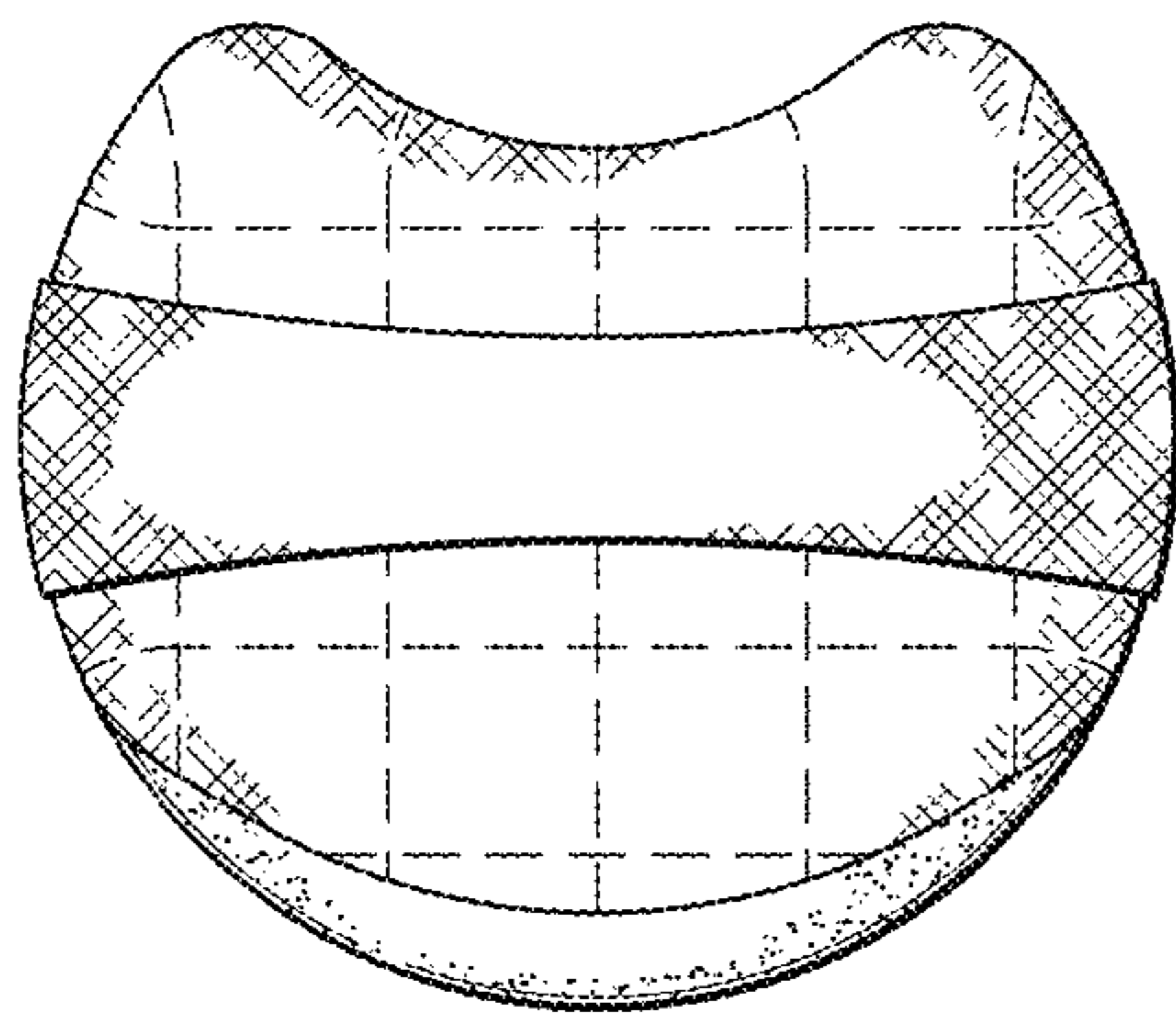


FIG. 6

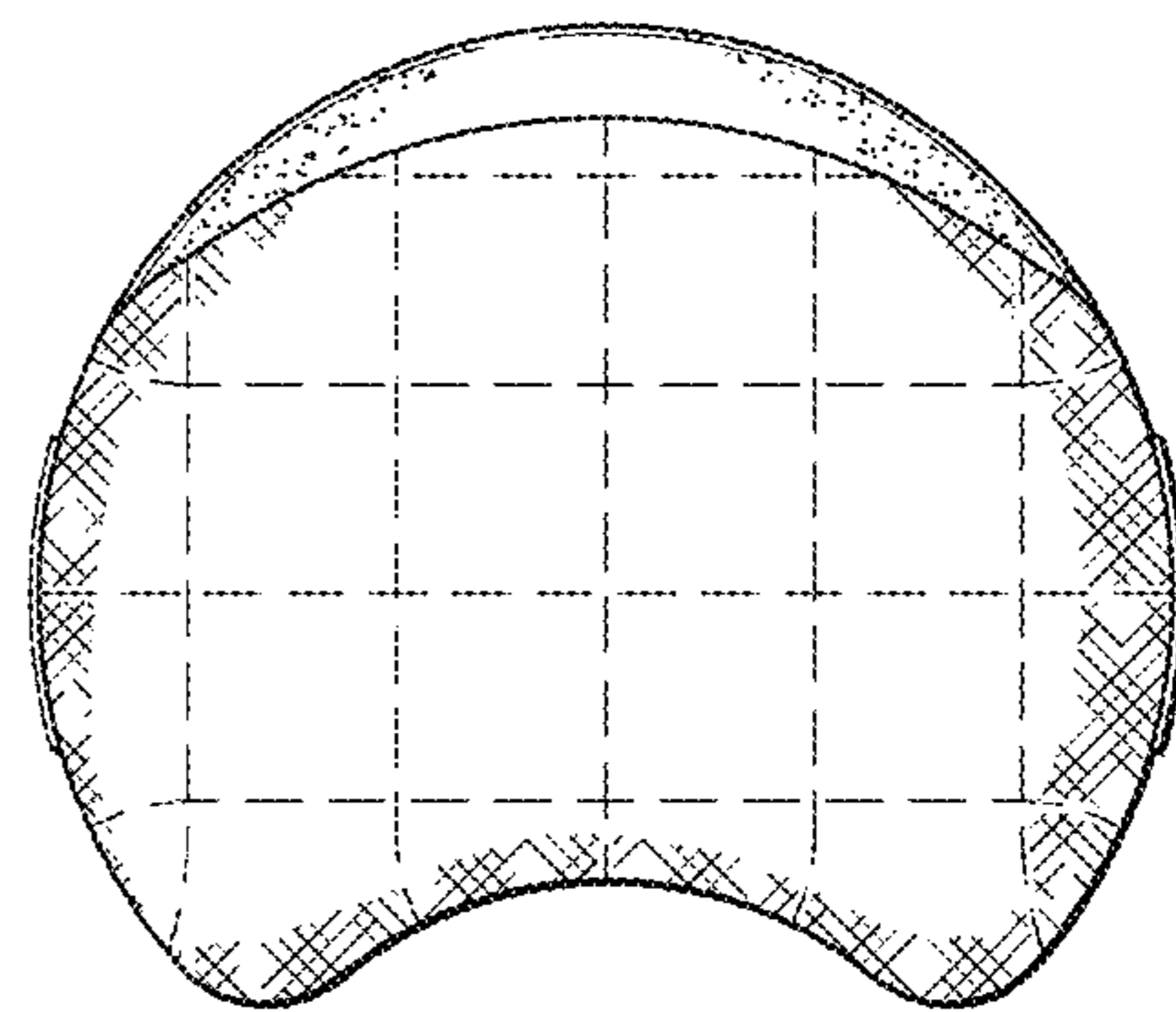


FIG. 7