



US00D773727S

(12) **United States Design Patent** (10) **Patent No.:** **US D773,727 S**
Eksouzian (45) **Date of Patent:** **** Dec. 6, 2016**

(54) **VAPORIZER**
(71) Applicant: **Vahan Eksouzian**, Glendale, CA (US)
(72) Inventor: **Vahan Eksouzian**, Glendale, CA (US)
(73) Assignee: **Cloud V Enterprises**, Glendale, CA (US)
(**) Term: **15 Years**
(21) Appl. No.: **29/534,578**
(22) Filed: **Jul. 29, 2015**
(51) **LOC (10) Cl.** **27-01**
(52) **U.S. Cl.**
USPC **D27/101**
(58) **Field of Classification Search**
USPC D27/100, 101, 162, 163-167, 169, 170,
D27/171, 193, 194; D23/202; D13/103;
D19/115-123, 161-169
CPC A24F 47/008; A24F 47/002; A24F 15/12;
A24F 47/00; A61M 15/06
See application file for complete search history.

(56) **References Cited**

U.S. PATENT DOCUMENTS

D532,927 S * 11/2006 Sann D27/101
D614,346 S * 4/2010 Lik D27/101
D633,560 S * 3/2011 Clivio D19/167
D684,311 S * 6/2013 Liu D27/101
D720,095 S * 12/2014 Alima D27/101
D720,881 S * 1/2015 Liu D27/101
D721,202 S * 1/2015 Liu D27/101
D723,216 S * 2/2015 Chen D27/101
D725,310 S * 3/2015 Eksouzian D27/101
D725,821 S * 3/2015 Levin D27/101
D725,822 S * 3/2015 Liu D27/101

D728,155 S * 4/2015 Liu D27/101
D728,156 S * 4/2015 Wu D27/101
D732,239 S * 6/2015 Chen D27/101
D751,249 S * 3/2016 Chen D27/101
D752,277 S * 3/2016 Liu D27/101
D757,352 S * 5/2016 Bagai D27/101
D757,353 S * 5/2016 Nunnelly D27/101
D758,650 S * 6/2016 Wu D27/101
D758,651 S * 6/2016 Wu D27/101
D759,303 S * 6/2016 Afridi D27/101
D760,948 S * 7/2016 Eksouzian D27/101
2013/0068239 A1* 3/2013 Youn A24F 47/008
131/273
2014/0116455 A1* 5/2014 Youn A24F 47/008
131/329
2015/0150305 A1* 6/2015 Shenkal A24F 47/008
131/329
2015/0342255 A1* 12/2015 Wu A61M 15/06
131/329

* cited by examiner

Primary Examiner — Robert M Spear
Assistant Examiner — Marissa J Cash
(74) *Attorney, Agent, or Firm* — Shenkman & Hughes
P.C.; Kevin Shenkman

(57) **CLAIM**

The ornamental design for a vaporizer, shown and described.

DESCRIPTION

FIG. 1 is a perspective view of a vaporizer;
FIG. 2 is a front view of the vaporizer;
FIG. 3 is a rear view of the vaporizer;
FIG. 4 is a side view of the vaporizer;
FIG. 5 is a side view of the vaporizer from the opposite side
as FIG. 4;
FIG. 6 is a top view of the vaporizer; and,
FIG. 7 is a bottom view of the vaporizer.

1 Claim, 7 Drawing Sheets






FIG. 1

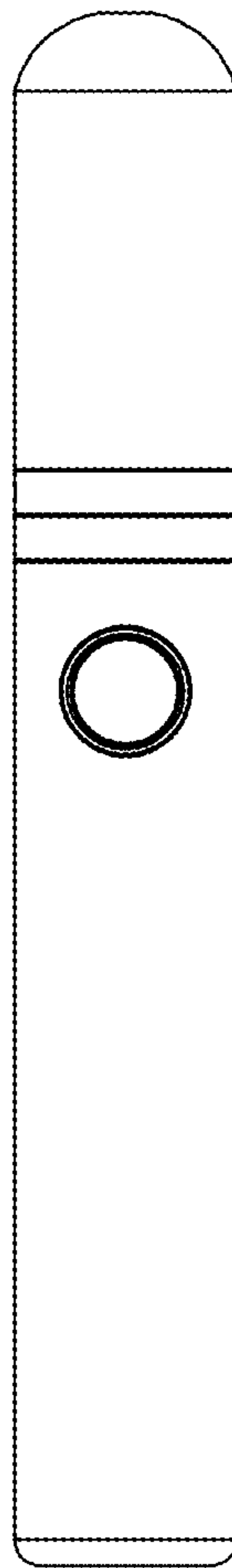


FIG. 2




FIG. 3



FIG. 4



FIG. 5

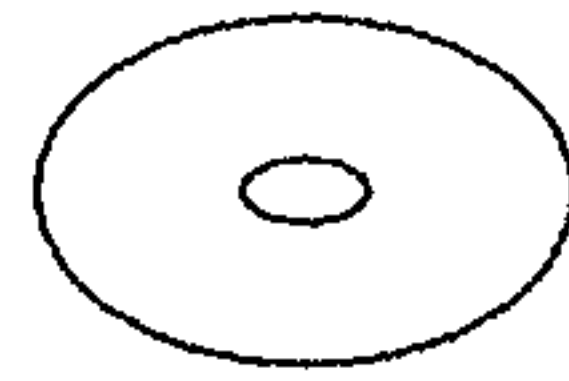


FIG. 6

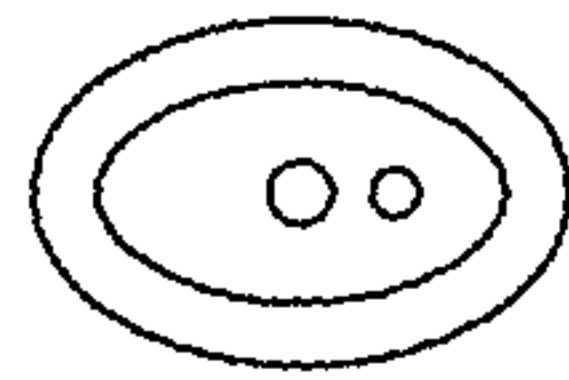


FIG. 7