



US00D773713S

(12) **United States Design Patent** (10) **Patent No.:** **US D773,713 S**
Walsh (45) **Date of Patent:** **** Dec. 6, 2016**

- (54) **LIGHTING FIXTURE**
- (71) Applicant: **The L.D. Kichler Co.**, Cleveland, OH (US)
- (72) Inventor: **William Walsh**, Seattle, WA (US)
- (73) Assignee: **L.D. Kichler Co.**, Cleveland, OH (US)
- (**) Term: **14 Years**
- (21) Appl. No.: **29/493,192**
- (22) Filed: **Jun. 6, 2014**

D605,336 S *	12/2009	Miranda	D26/90
D619,299 S *	7/2010	Zheng	D26/138
D684,292 S *	6/2013	Sonneman	D26/83
D701,635 S *	3/2014	Lim	D26/82
D706,971 S *	6/2014	Walsh	D26/87
2012/0257388 A1 *	10/2012	Bracher	F21S 8/061 362/249.01

(Continued)

OTHER PUBLICATIONS

“Cubic” Chandelier model #17015/3 shown on p. 193 of the E.L.K. Lighting Catalog 2900 © 2009. (2 pages, includes rear cover of catalog).*

(Continued)

Primary Examiner — Clare E Heflin

(74) *Attorney, Agent, or Firm* — Calfee, Halter & Griswold LLP

Related U.S. Application Data

- (63) Continuation-in-part of application No. 29/421,150, filed on May 31, 2012, now Pat. No. Des. 713,090, and a continuation-in-part of application No. 29/445,061, filed on Feb. 7, 2013, now Pat. No. Des. 706,971, which is a continuation of application No. 29/373,878, filed on Jun. 2, 2011, now Pat. No. Des. 678,601.

- (51) **LOC (10) Cl.** **26-03**
- (52) **U.S. Cl.**
USPC **D26/81**
- (58) **Field of Classification Search**
USPC D26/72, 80–84, 88–91, 118, 143, 144;
362/147, 404–408, 249.02
CPC F21S 8/028; F21S 8/036; F21S 8/04;
F21S 8/043; F21S 8/046; F21S
8/06; F21S 8/061; F21S 8/063; F21S
8/065; F21S 8/068; F21V 21/03
See application file for complete search history.

(56) **References Cited**

U.S. PATENT DOCUMENTS

- D79,364 S * 9/1929 Hellvik D26/90
- D373,002 S * 8/1996 Porter D26/144

(57) **CLAIM**

The ornamental design for a lighting fixture, as shown and described.

DESCRIPTION

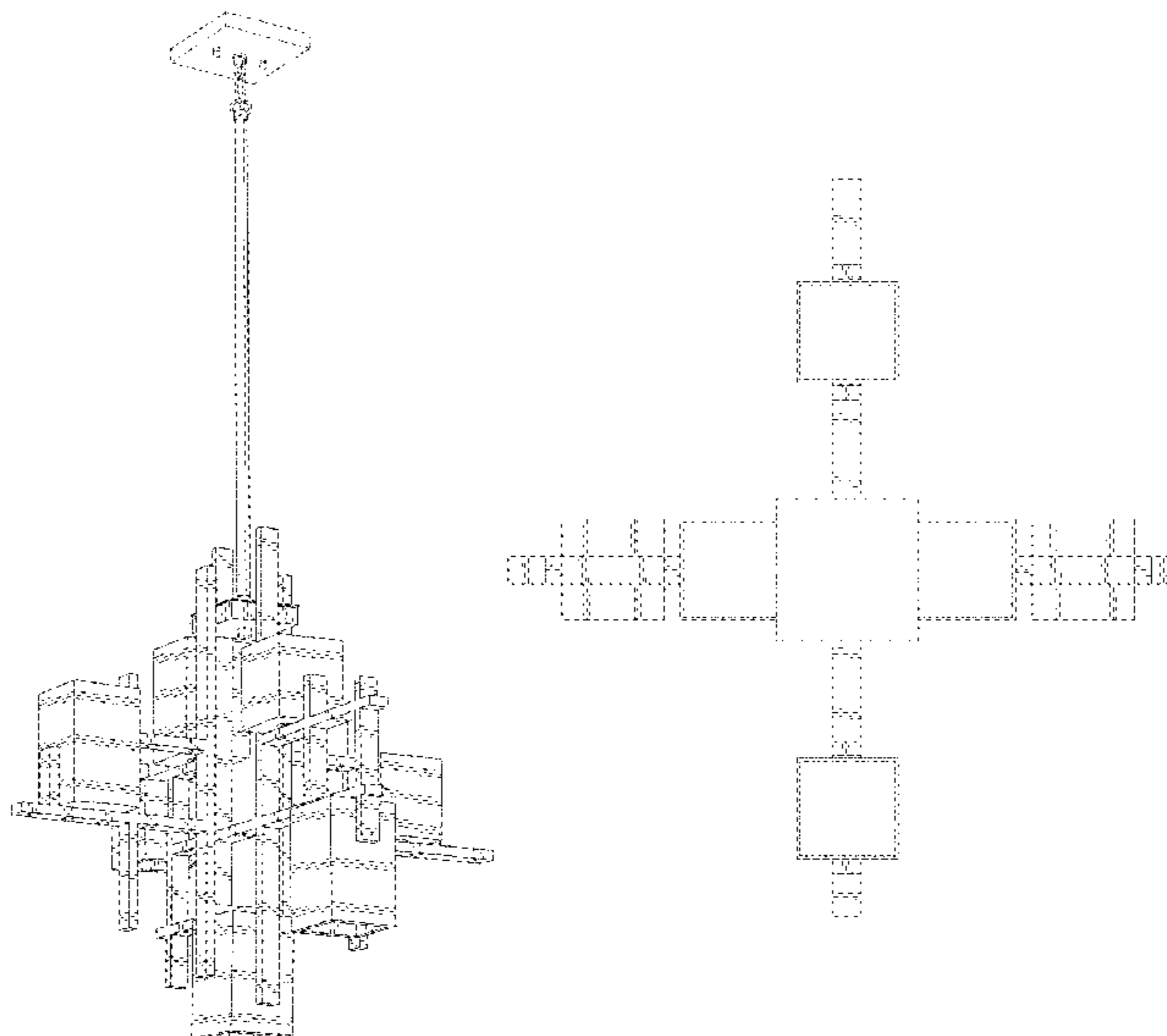
FIG. 1 is a front perspective view of a lighting fixture. The canopy and shades each have a square horizontal cross-section.

FIG. 2 is a left side elevational view of the lighting fixture of FIG. 1, shown with the upper stem sectioned to allow for an enlarged view of the lamps and the lamp supporting frame.

FIG. 3 is a front elevational view of the lighting fixture of FIG. 1, shown with the upper stem sectioned to allow for an enlarged view of the lamps and the lamp supporting frame; and,

FIG. 4 is a top plan view of the lighting fixture of FIG. 1. The broken lines shown on the drawings depict portions of the lighting fixture that form no part of the claimed design.

1 Claim, 4 Drawing Sheets



(56)

References Cited

U.S. PATENT DOCUMENTS

2012/0257394 A1* 10/2012 Kikoski F21S 8/061
362/311.02

OTHER PUBLICATIONS

“City Lights” chandelier model Nos. 42940, 42941 and 42942 shown on pp. 168-171 of the Kichler 2009 Catalog No. K114.(5 pages, includes rear cover of catalog).*

George Kovacs Six Light Tower Foyer Chandelier found at lampsplus.com on Sep. 25, 2007.*

“City Lights” Chandelier model Nos. 42940, 42941 and 42942 shown on pp. 168-171 of the Kichler Catalog No. K114, © 2014 (5 pages, includes rear cover of catalog).*

* cited by examiner

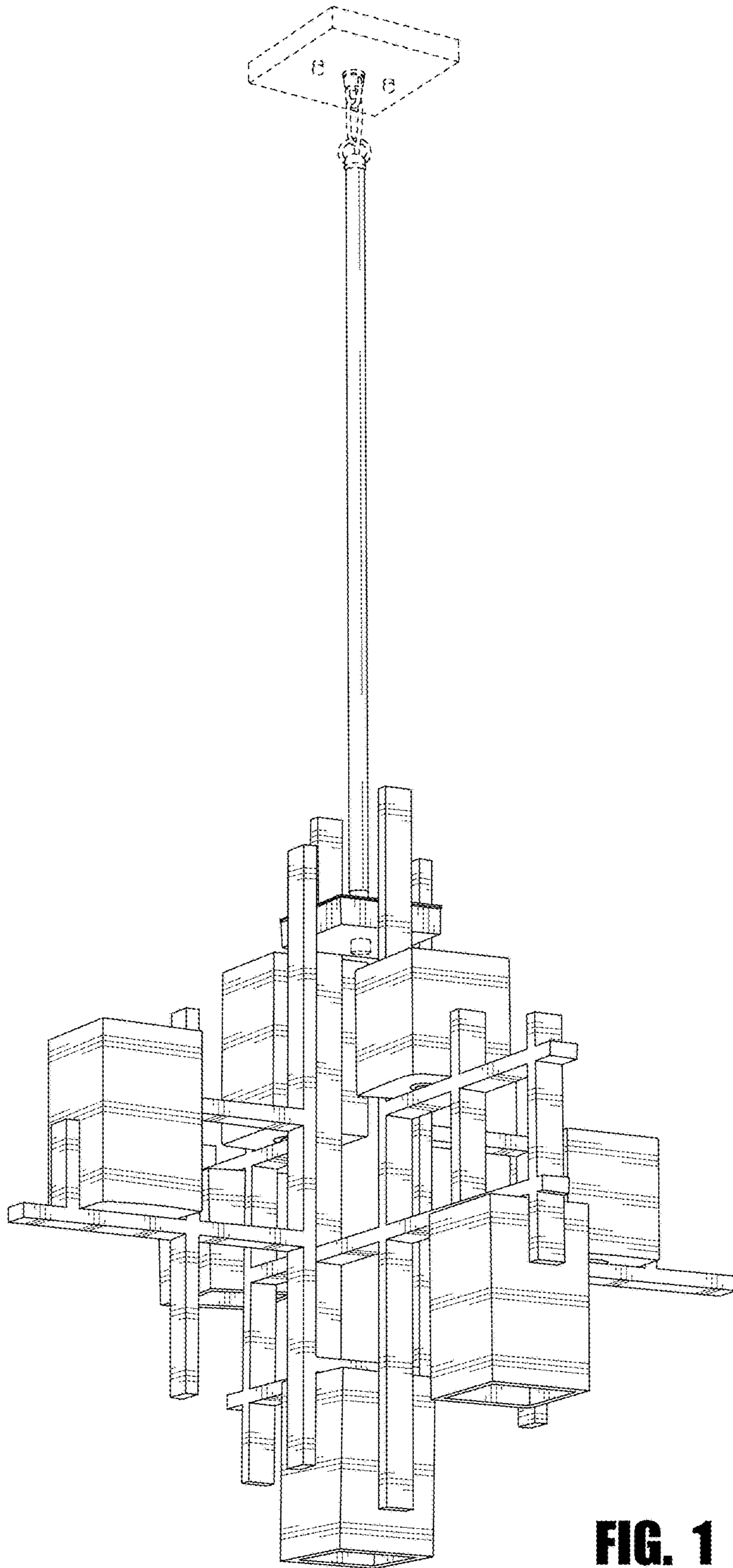


FIG. 1

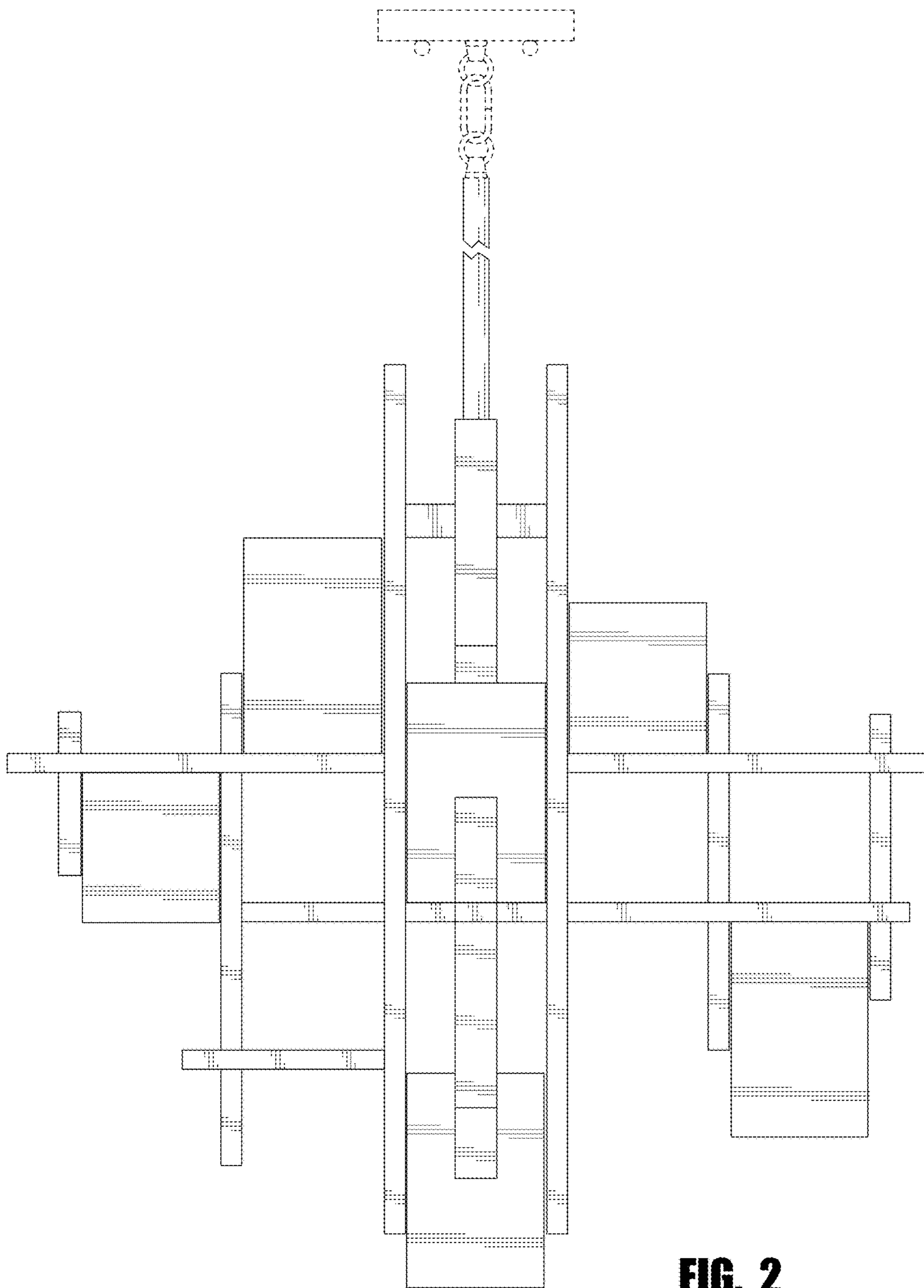


FIG. 2

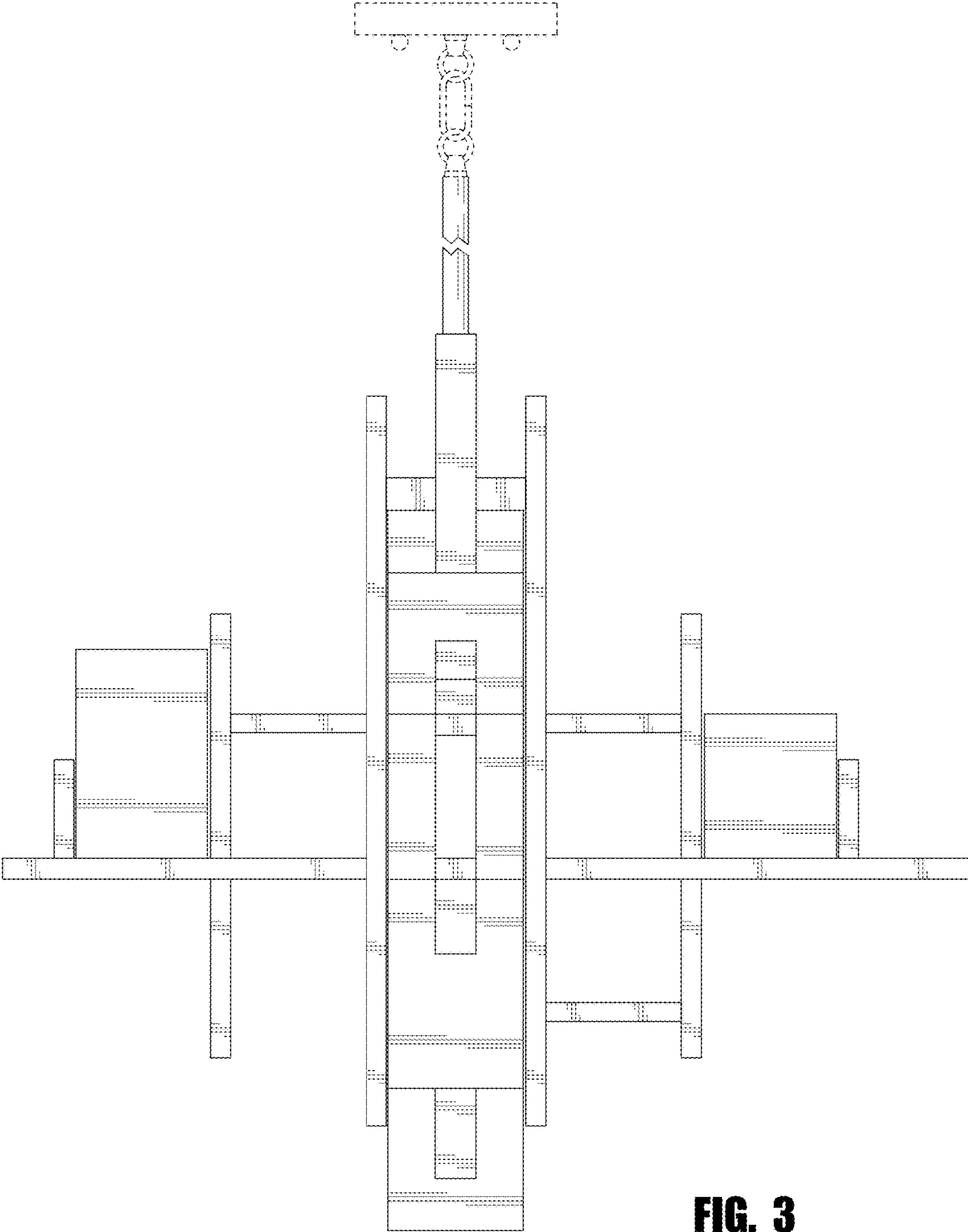


FIG. 3

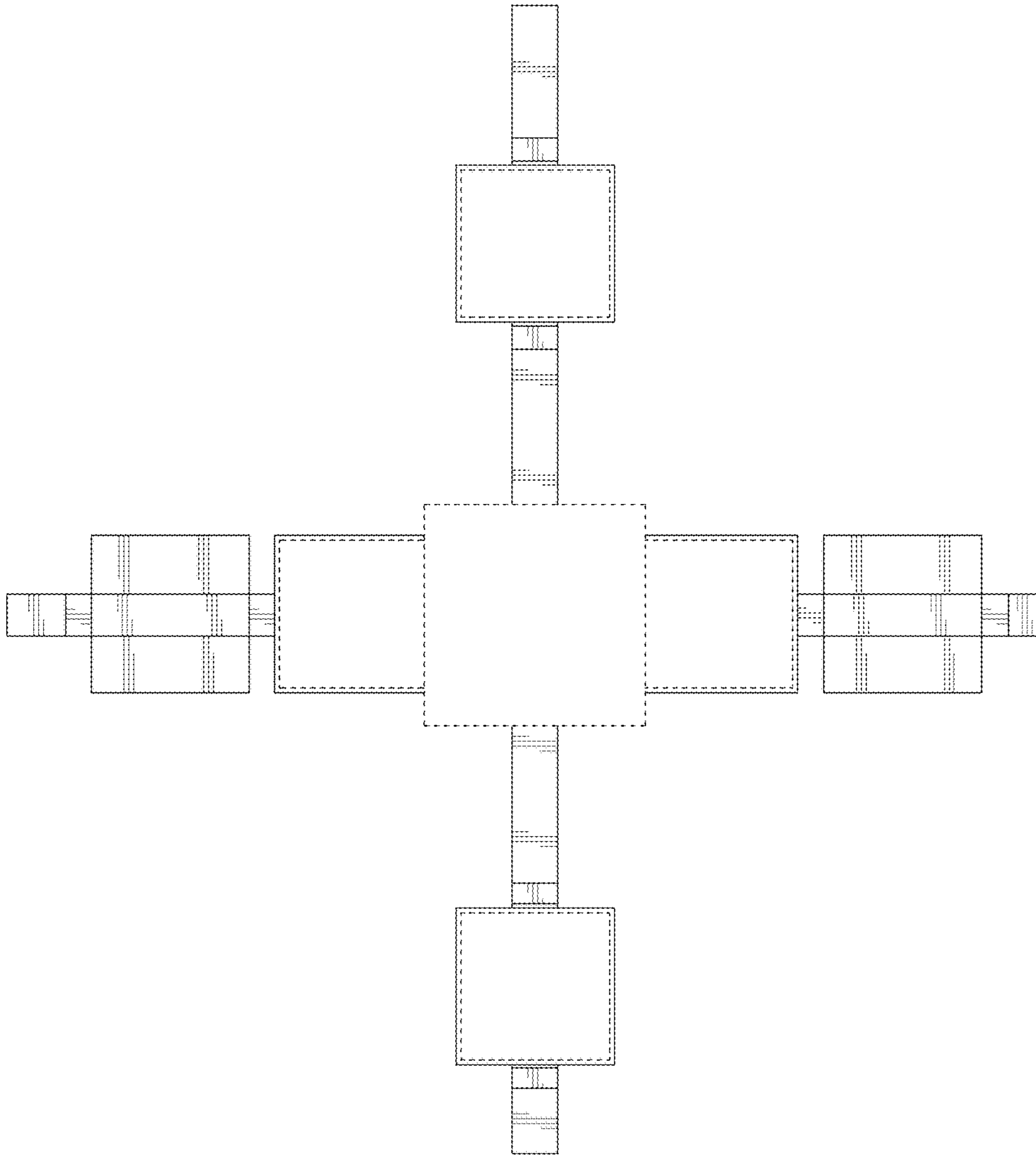


FIG. 4