

US00D773698S

(12) **United States Design Patent** (10) **Patent No.:** **US D773,698 S**
Yamada (45) **Date of Patent:** **** Dec. 6, 2016**

(54) **HEADLAMP FOR MOTORCYCLES**

(56) **References Cited**

(71) Applicant: **Kawasaki Jukogyo Kabushiki Kaisha,**
Hyogo (JP)

U.S. PATENT DOCUMENTS

(72) Inventor: **Masashi Yamada,** Akashi (JP)

D680,671 S * 4/2013 Tani D26/28
D713,072 S * 9/2014 Phutrakool D26/28
D713,573 S * 9/2014 Futamata D26/28

(73) Assignee: **KAWASAKI JUKOGYO**
KABUSHIKI KAISHA (JP)

* cited by examiner

(**) Term: **14 Years**

Primary Examiner — Marcus Jackson

(21) Appl. No.: **29/474,843**

(57) **CLAIM**

The ornamental design for a headlamp for motorcycles, as shown and described.

(22) Filed: **Feb. 25, 2015**

DESCRIPTION

(30) **Foreign Application Priority Data**

Aug. 29, 2014 (JP) 2014-019123

(51) **LOC (10) Cl.** **26-06**

(52) **U.S. Cl.**
USPC **D26/28**

(58) **Field of Classification Search**

USPC D26/28-36; 362/61, 80-83, 267-269,
362/459-468, 475-478, 485-487

CPC F21S 48/00; F21S 48/10; F21S 48/115;
F21S 48/225; F21S 48/1233; B60Q 1/02;
B60Q 1/04

See application file for complete search history.

FIG. 1 is a front elevational view of a headlamp for motorcycles showing my new design;

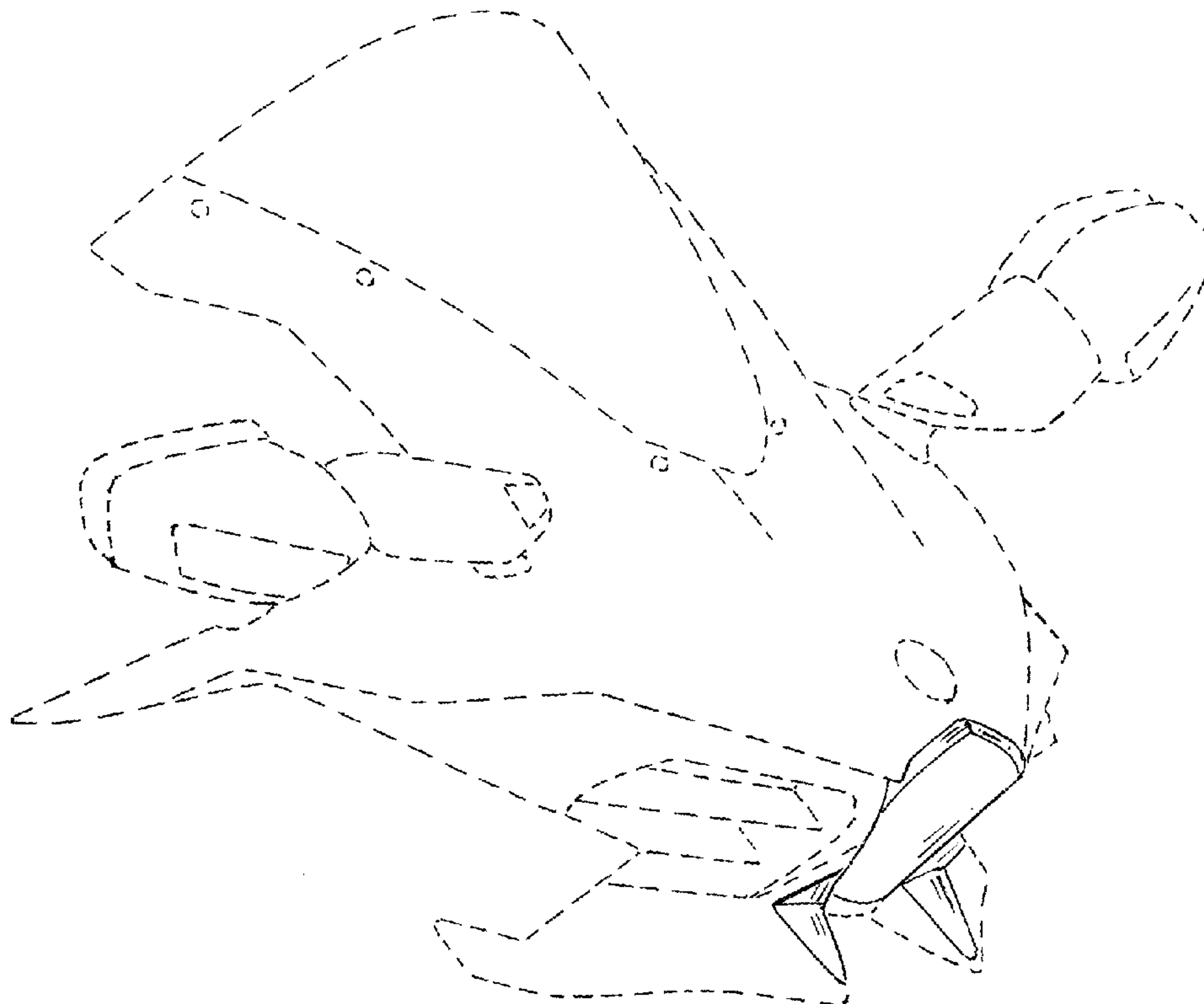
FIG. 2 is a left side elevational view thereof;

FIG. 3 is a right side elevational view thereof; and,

FIG. 4 is a front left perspective view thereof.

The claimed design is a headlamp for motorcycles, the portions of which are shown in solid lines in the drawings, and the broken line portions are provided for the purpose of illustrating an adjacent portion of the motorcycle and form no part of the claimed design.

1 Claim, 3 Drawing Sheets



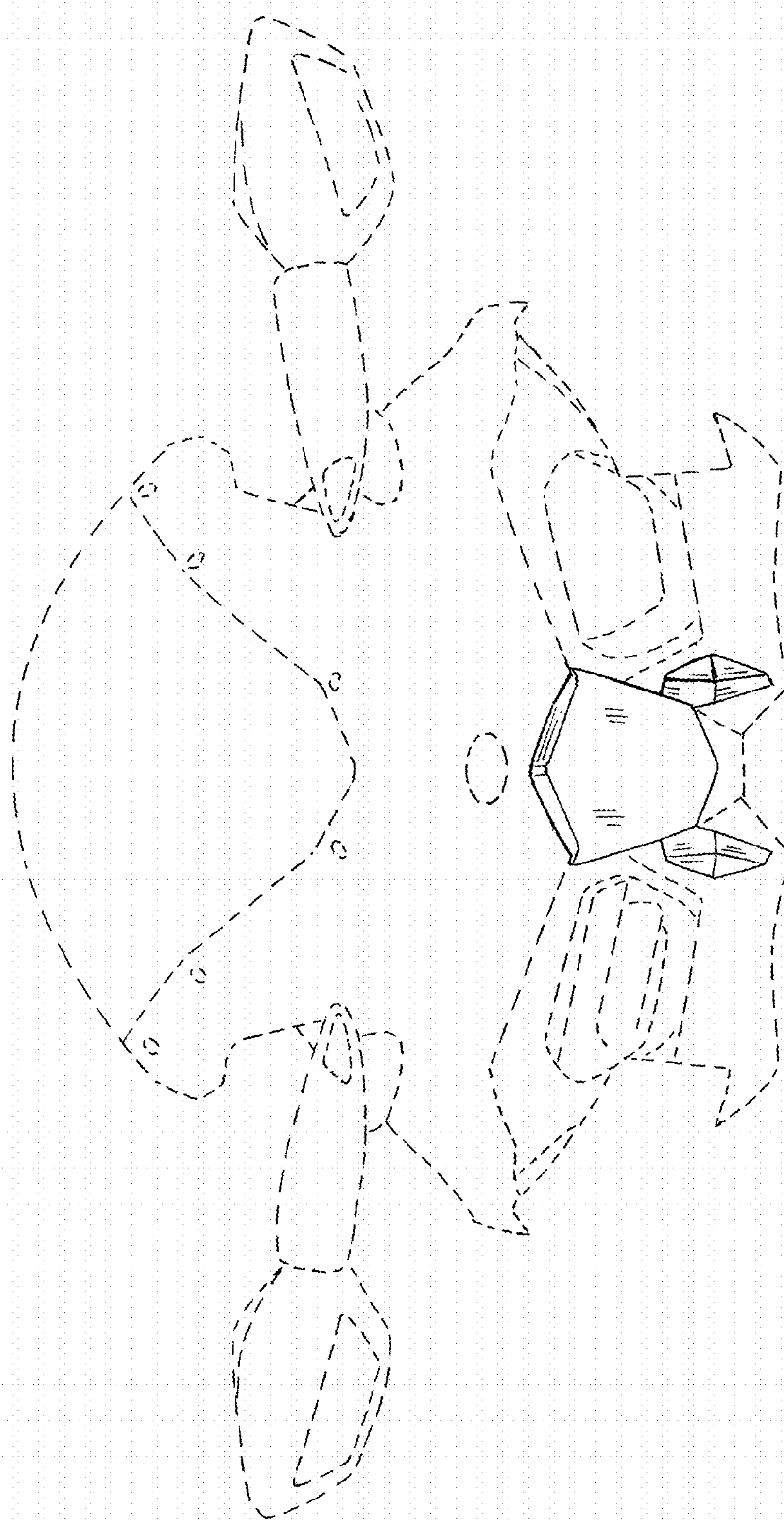


FIG. 1

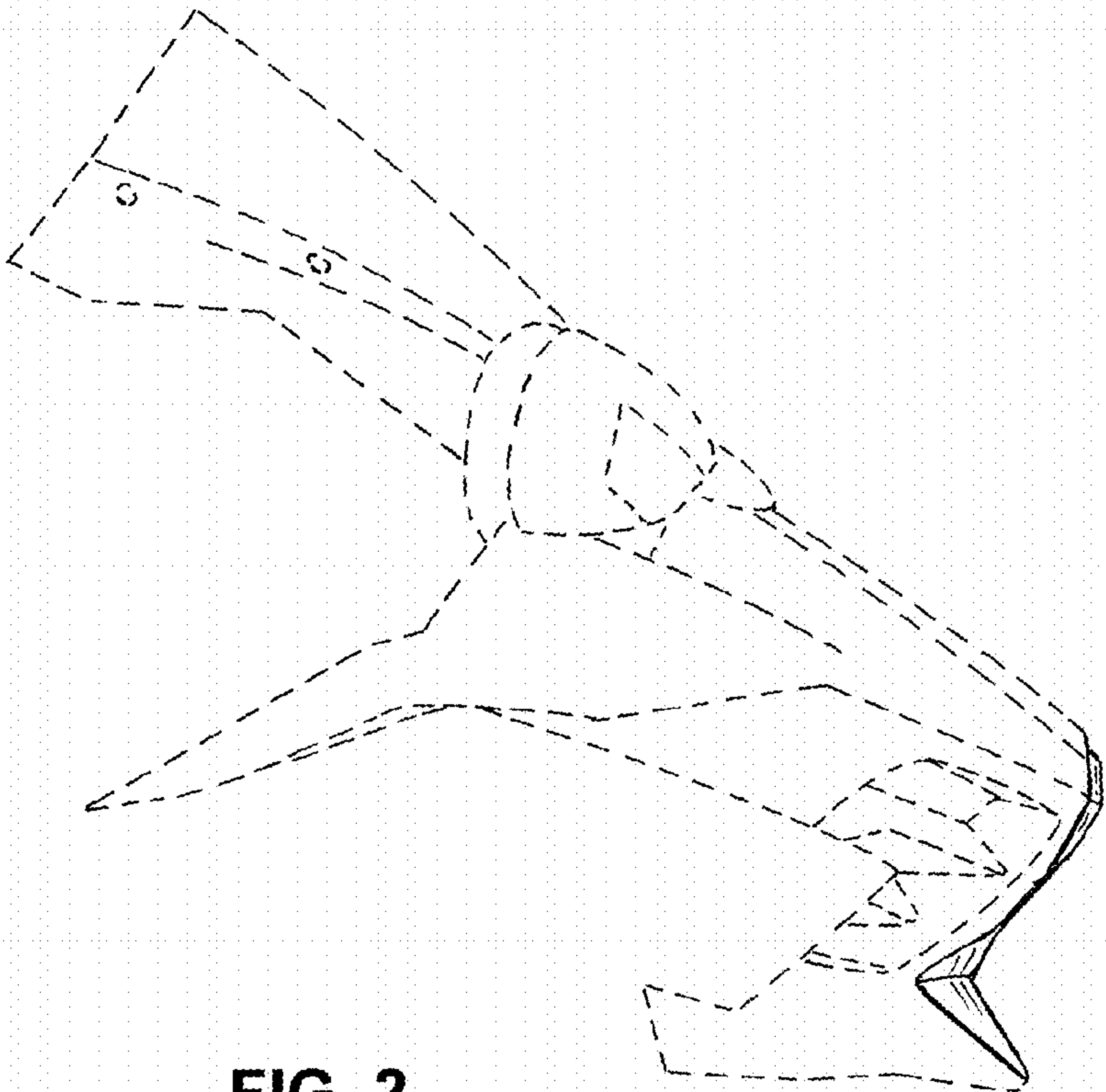


FIG. 2

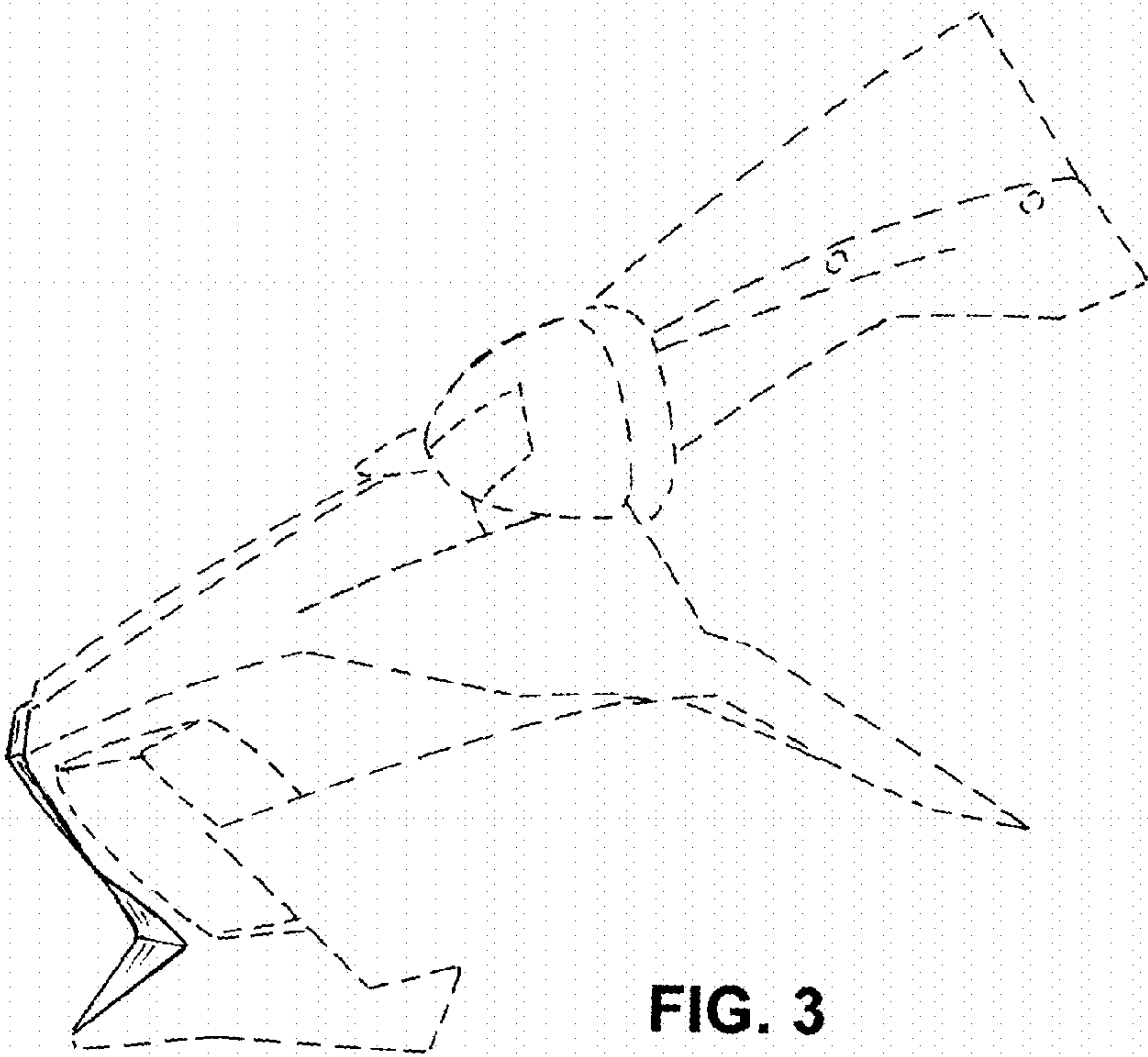


FIG. 3

