



US00D773694S

(12) **United States Design Patent** (10) **Patent No.:** **US D773,694 S**
MacDonald et al. (45) **Date of Patent:** **** Dec. 6, 2016**

- (54) **LANDSCAPING BLOCK**
- (71) Applicants: **Robert A. MacDonald**, Plymouth, MN (US); **Thomas S. Riccobene**, Albuquerque, NM (US)
- (72) Inventors: **Robert A. MacDonald**, Plymouth, MN (US); **Thomas S. Riccobene**, Albuquerque, NM (US)
- (73) Assignee: **KEYSTONE RETAINING WALL SYSTEMS LLC**, West Chester, OH (US)

- D712,669 S 9/2014 Grzeskowiak et al.
- D712,670 S 9/2014 Grzeskowiak et al.
- D713,154 S 9/2014 Grzeskowiak, II et al.
- D714,559 S 10/2014 McCuaig
- D715,562 S 10/2014 Zeamer
- D715,564 S 10/2014 Zeamer
- D716,561 S 11/2014 Zeamer

(Continued)

FOREIGN PATENT DOCUMENTS

- CN 303161223 * 4/2015
- EM 000247325-0008 * 2/2005

OTHER PUBLICATIONS

Peacock Pavers Products, <http://peacockpavers.com/products.html> (3 pages).

(Continued)

Primary Examiner — Susan Bennett Hattan
Assistant Examiner — Leanne Was
(74) *Attorney, Agent, or Firm* — Popovich, Wiles & O'Connell, P.A.

- (**) Term: **14 Years**
- (21) Appl. No.: **29/525,577**
- (22) Filed: **Apr. 30, 2015**
- (51) **LOC (10) Cl.** **25-01**
- (52) **U.S. Cl.**
USPC **D25/113; D25/149**
- (58) **Field of Classification Search**
USPC D5/43, 44; D21/484–486, 491–494, D21/499–504; D25/102, 112, 113, 130, 140, D25/149, 151, 153, 156, 157, 159, 161–163; 52/102, 384–389, 390, 503–505, 574–576, 52/603–612; 404/27–30, 34–42; 405/16, 33, 405/115, 284, 286
CPC E04C 1/395; E02D 29/025; E04B 2002/0267; E04B 2002/026; B28B 7/183
See application file for complete search history.

(57) **CLAIM**
The ornamental design for a landscaping block, as shown and described.


DESCRIPTION

This application is related to U.S. application Ser. No. 29/525,570, filed Apr. 30, 2015, entitled “Landscaping Block”, the contents of which are hereby incorporated by reference herein.

FIG. 1 is a front top perspective view of a landscaping block; FIG. 2 is a back top perspective view thereof; FIG. 3 is a top plan view thereof; FIG. 4 is a bottom plan view thereof; FIG. 5 is a front elevational view thereof; FIG. 6 is a back elevational view thereof; FIG. 7 is a left side elevational view thereof; and, FIG. 8 is a right side elevational view thereof.

1 Claim, 4 Drawing Sheets

- (56) **References Cited**
U.S. PATENT DOCUMENTS
D582,057 S * 12/2008 Plies D25/113
D704,863 S 5/2014 Yaw
D705,455 S * 5/2014 Choi D25/151
D712,161 S 9/2014 Grzeskowiak et al.
D712,666 S 9/2014 Grzeskowiak et al.
D712,667 S 9/2014 Grzeskowiak et al.
D712,668 S 9/2014 Grzeskowiak et al.



(56)

References Cited

U.S. PATENT DOCUMENTS

D737,465 S * 8/2015 Strzala D25/113
D737,466 S * 8/2015 Strzala D25/113
D737,523 S * 8/2015 Strbik, III D29/101.3
D739,041 S * 9/2015 Karau D25/113
D739,561 S * 9/2015 Karau D25/113
D746,068 S 12/2015 Zeamer
2006/0037267 A1 * 2/2006 Taylor, Jr. B28D 1/00
52/415

OTHER PUBLICATIONS

Peacock Pavers Products, Driveway Pavers, <http://peacockpavers.com/driveway-pavers.html> (2 pages).

* cited by examiner




Fig. 1




Fig. 2




Fig. 3




Fig. 4




Fig. 5




Fig. 6




Fig. 7




Fig. 8