



US00D773685S

(12) **United States Design Patent**
Bourgeois et al.

(10) **Patent No.:** **US D773,685 S**
(45) **Date of Patent:** **** Dec. 6, 2016**

(54) **CARTRIDGE**
(71) Applicant: **ACCELERATE DIAGNOSTICS, INC.**, Tucson, AZ (US)
(72) Inventors: **Solene Bourgeois**, San Francisco, CA (US); **Phillip C. Halbert**, San Francisco, CA (US); **Kyle A. Koning**, San Francisco, CA (US); **Kevin Marshall**, Tucson, AZ (US); **Austin Ashby**, Tucson, AZ (US); **Matthew Ketterer**, Tucson, AZ (US); **Josh Harrison**, Tucson, AZ (US)

(73) Assignee: **Accelerate Diagnostics, Inc.**, Tucson, AZ (US)

(**) Term: **14 Years**

(21) Appl. No.: **29/525,007**

(22) Filed: **Apr. 24, 2015**

(51) **LOC (10) Cl.** **24-02**

(52) **U.S. Cl.**
USPC **D24/227**

(58) **Field of Classification Search**
USPC D24/216, 223-232, 107, 169, 186, 187; D10/81, 64; 206/446, 443, 307; 422/63-67, 422/68.1, 104, 560-561, 400, 420; 211/74, 211/60.1; 435/283.1, 289.1, 303.1, 305.1, 435/305.2, 305.3; D14/436, 478-479; 156/391; D20/28; D7/409, 354; D6/351; D19/10
CPC B65D 85/20; B01L 9/06; B01L 3/5023; B01L 9/52; B01L 3/50855; B01L 3/502707; A47F 7/0028; G01N 35/025; G01N 35/026; B65C 9/265; B01J 19/0046; B32B 38/1841; C12M 27/02; G03B 23/06
See application file for complete search history.

(56) **References Cited**

U.S. PATENT DOCUMENTS

5,147,609 A * 9/1992 Grenner B01L 3/5023
422/420
D331,807 S * 12/1992 Sodergren D10/81

D411,308 S * 6/1999 Pandey D24/227
D419,152 S * 1/2000 Lowenstein D14/478
D429,733 S * 8/2000 Jones D14/479
D435,853 S * 1/2001 Mehta D14/478
D436,991 S * 1/2001 Morgante D19/10
6,315,021 B1 * 11/2001 Lee B65C 9/265
156/391
6,321,811 B1 * 11/2001 Atkinson B65C 9/265
206/307
D456,082 S * 4/2002 Bouse D24/223

(Continued)

OTHER PUBLICATIONS

Accelerate Instrument Images, 3 pages (May 5, 2014).

Primary Examiner — T. Chase Nelson

Assistant Examiner — Mark Cavanna

(74) *Attorney, Agent, or Firm* — Klarquist Sparkman, LLP

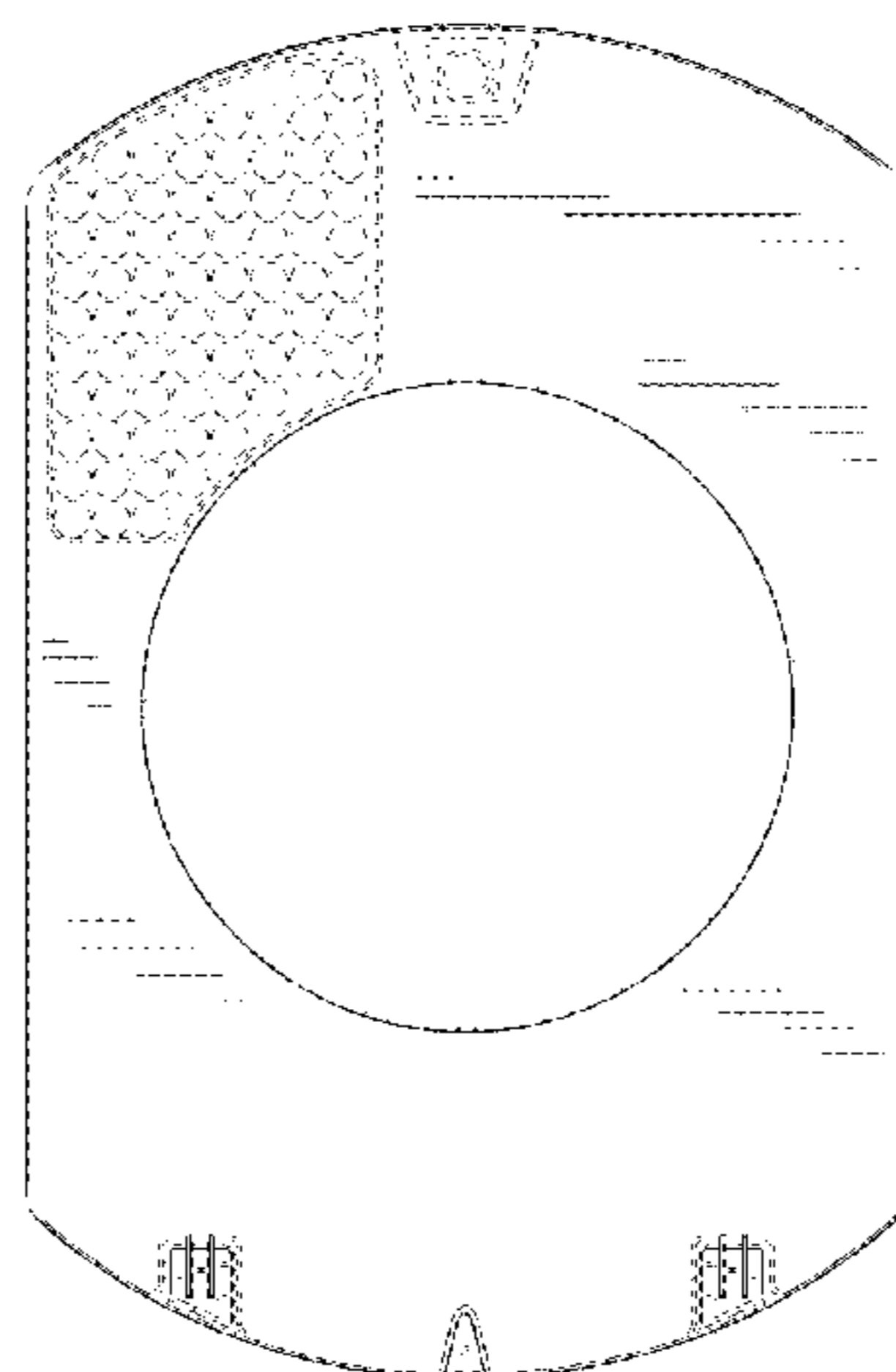
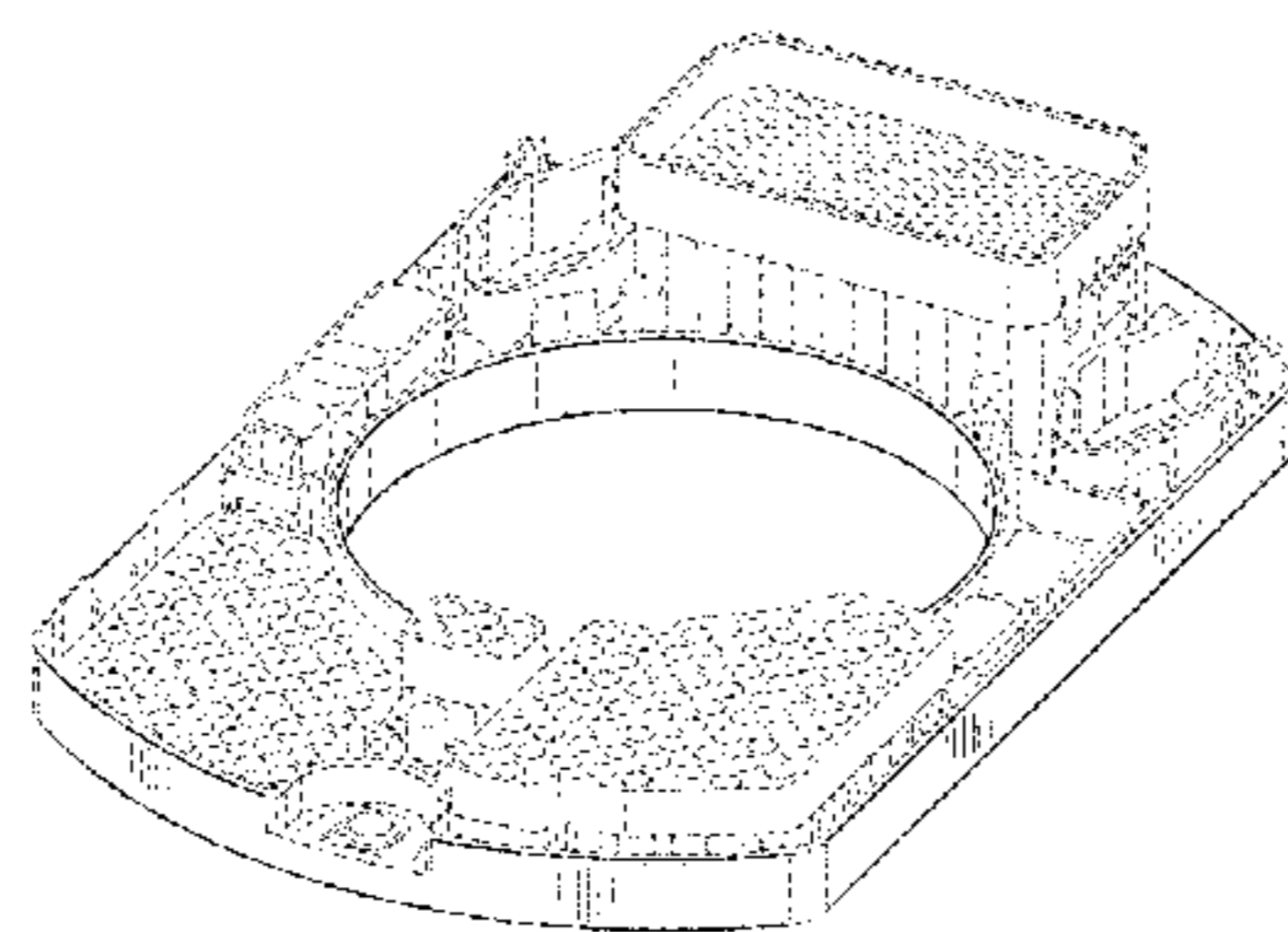
(57) **CLAIM**

The ornamental design for a cartridge, as shown and described.

DESCRIPTION

FIG. 1 is a perspective view of a cartridge showing our new design;
FIG. 2 is a front view of the cartridge of FIG. 1;
FIG. 3 is a rear view of the cartridge of FIG. 1;
FIG. 4 is a right side view of the cartridge of FIG. 1;
FIG. 5 is a left side view of the cartridge of FIG. 1;
FIG. 6 is a top view of the cartridge of FIG. 1; and
FIG. 7 is a bottom view of the cartridge of FIG. 1.
The broken lines are included for the purpose of illustrating portions of the cartridge that form no part of the claimed design.

1 Claim, 6 Drawing Sheets



(56)

References Cited

U.S. PATENT DOCUMENTS

6,408,918 B1 * 6/2002 Hummell B32B 38/1841
 156/391
 D461,561 S * 8/2002 Pham D24/225
 D461,906 S * 8/2002 Pham D24/225
 D468,441 S * 1/2003 Pham D24/223
 6,534,142 B1 * 3/2003 Hummell G11B 23/40
 283/100
 D472,644 S * 4/2003 Dawson D24/225
 6,672,355 B2 * 1/2004 Hummell B32B 38/1841
 156/391
 D503,404 S * 3/2005 Wood D14/478
 D513,419 S * 1/2006 Morrison D20/28
 D516,214 S * 2/2006 Tang D10/64
 D528,215 S * 9/2006 Malmsater D24/232
 D530,011 S * 10/2006 Tang D10/64

D531,321 S * 10/2006 Godfrey D24/225
 D545,125 S * 6/2007 Dodge D7/409
 D568,389 S * 5/2008 Hammad D14/436
 D571,856 S * 6/2008 Hammad D14/436
 D574,006 S * 7/2008 Stachura D14/478
 D593,152 S * 5/2009 Hammad D14/436
 D621,630 S * 8/2010 Curtis D6/351
 D639,976 S * 6/2011 Francis D24/225
 D639,977 S * 6/2011 Francis D24/225
 D640,389 S * 6/2011 Francis D24/225
 D655,424 S * 3/2012 Castanon D24/225
 D668,350 S * 10/2012 Rowley D24/225
 D668,779 S * 10/2012 Khan D24/225
 D691,411 S * 10/2013 Nemeth D7/354
 D702,364 S * 4/2014 Iqbal D24/225
 D704,854 S * 5/2014 Wainwright D24/216
 D734,482 S * 7/2015 Peterman D24/216
 D761,435 S * 7/2016 Mizuno D24/187

* cited by examiner

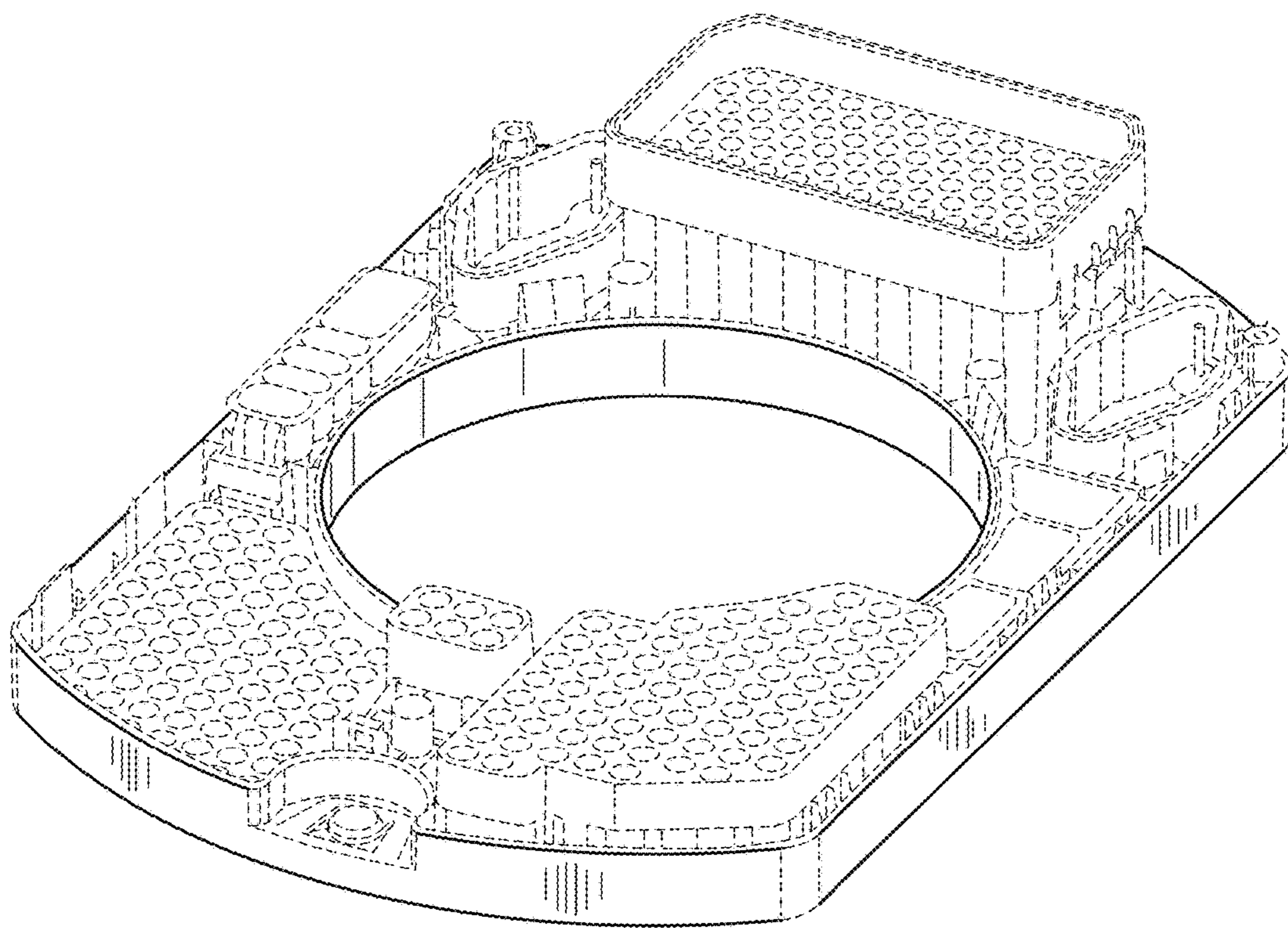


FIG.1

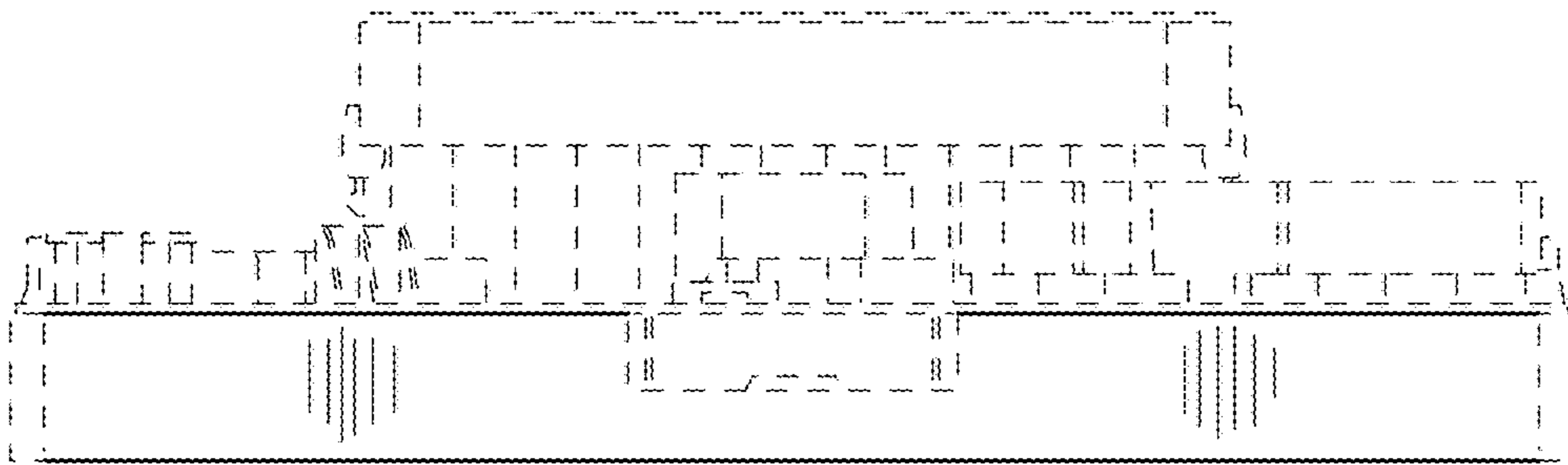


FIG. 2

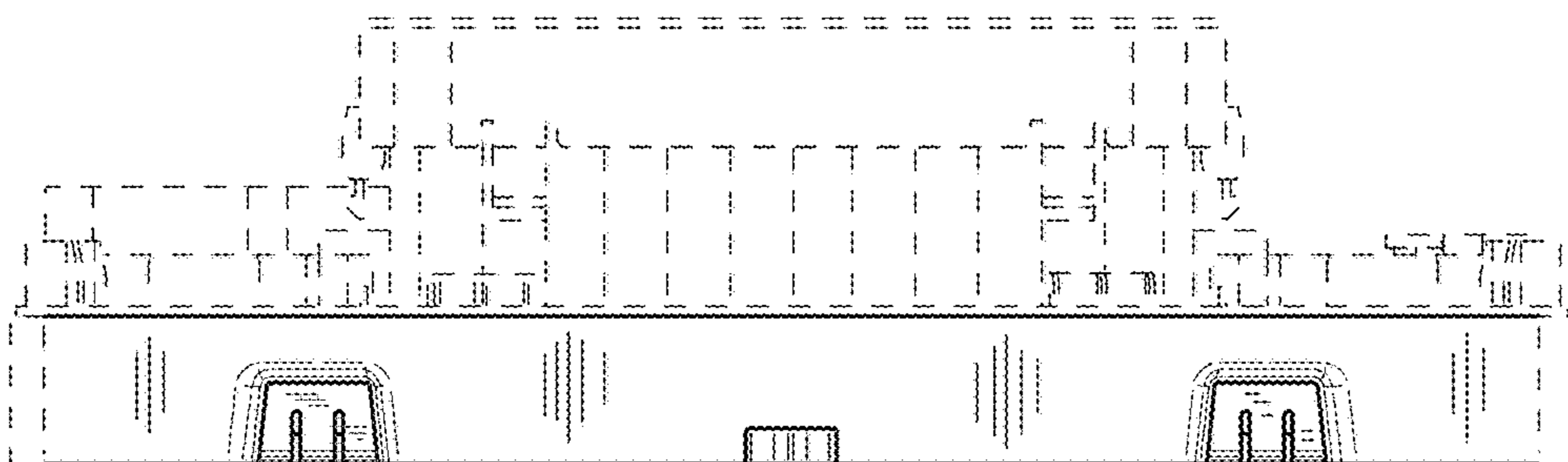


FIG. 3




FIG.4

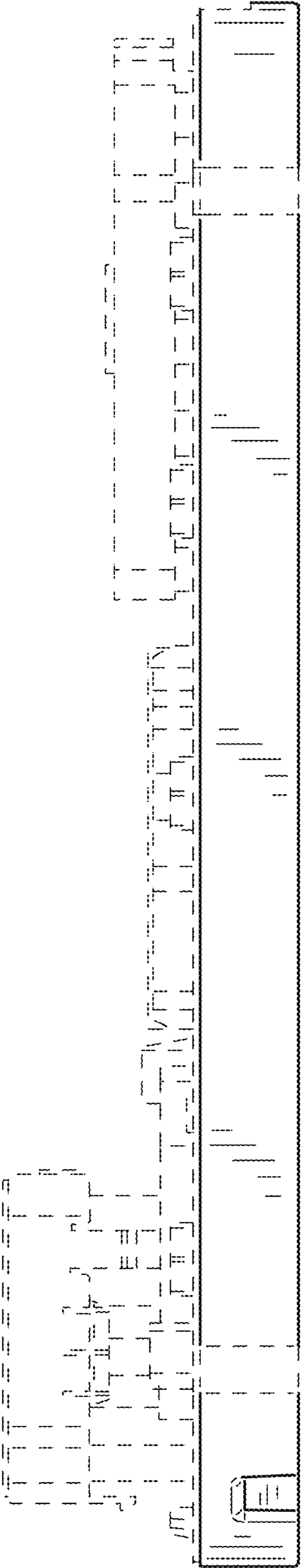


FIG.5

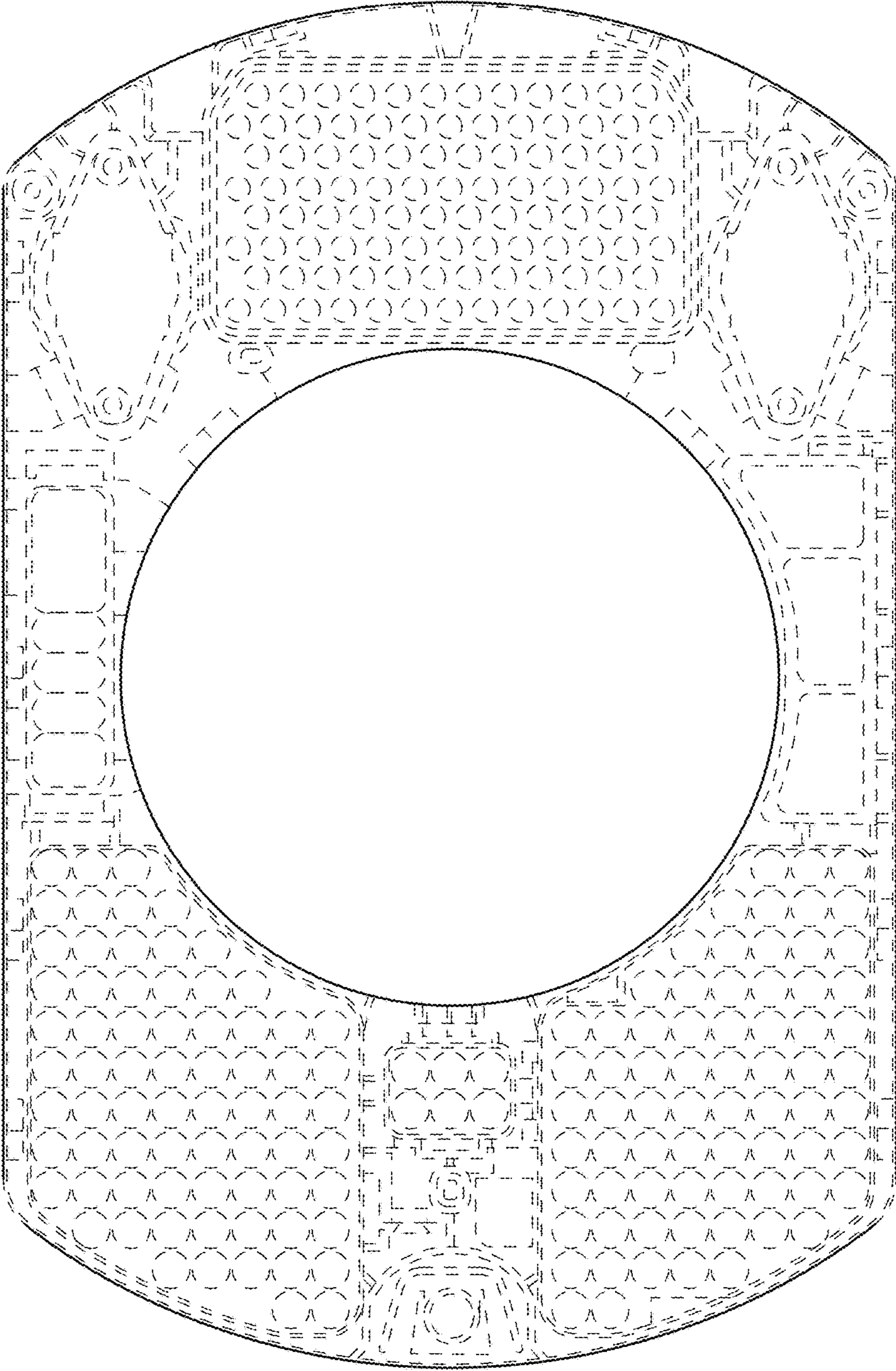


FIG.6

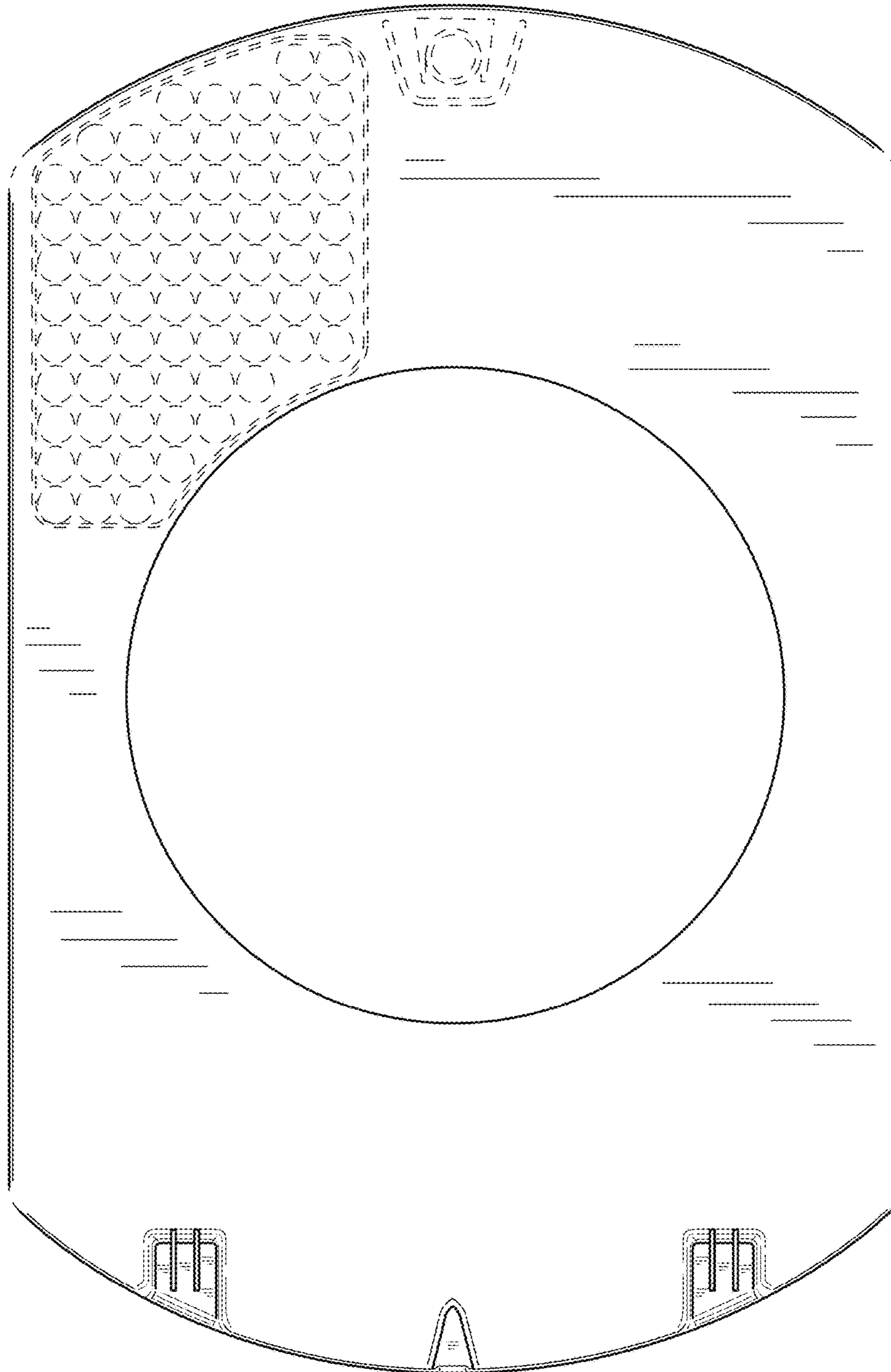


FIG. 7