



US00D773679S

(12) **United States Design Patent** (10) **Patent No.:** **US D773,679 S**  
**Spicer et al.** (45) **Date of Patent:** **\*\* Dec. 6, 2016**

(54) **SPA SHELL**

FOREIGN PATENT DOCUMENTS

(71) Applicant: **Strong Industries, Inc.**,  
Northumberland, PA (US)  
(72) Inventors: **Wade Spicer**, Watontown, PA (US);  
**Kraig Olsen**, Crystal Lake, IL (US);  
**Kyle Hamilton**, Danville, PA (US)

CN 300887518 \* 2/2009  
CN 301149868 \* 3/2010  
CN 302191693 \* 11/2012  
EM 001880758-0001 \* 6/2011  
EM 002226829-0004 \* 5/2013

(73) Assignee: **STRONG INDUSTRIES, INC.**,  
Northumberland, PA (US)

OTHER PUBLICATIONS

(\*\*) Term: **14 Years**

Exclusive Dual Lounger Spa by Coleman Spas, posted at  
Colemanspasblog.com, posting date Jun. 28, 2012, ©  
Colemanspasblog.com, [online], [site visited Oct. 21, 2015]. Avail-  
able from Internet, <URL: [http://colemanspasblog.com/exclusive-  
dual-lounger-spa-by-coleman-spas/](http://colemanspasblog.com/exclusive-dual-lounger-spa-by-coleman-spas/)>.\*

(21) Appl. No.: **29/508,339**

Bimini Hot Tub Spa, posted at IntegritySpas.com, posting date Apr.  
18, 2012, © IntegritySpas.com, [online], [site visited Oct. 21, 2015].  
Available from Internet, <URL: [https://www.integrityspas.com/  
ProductDetails.asp?ProductCode=Bimini%5FSPA](https://www.integrityspas.com/ProductDetails.asp?ProductCode=Bimini%5FSPA)>.\*

(22) Filed: **Nov. 5, 2014**

(51) **LOC (10) Cl.** ..... **23-02**

(52) **U.S. Cl.**  
USPC ..... **D24/204**

(58) **Field of Classification Search**  
USPC ..... D23/276–278, 280.1–280.3; D24/200,  
D24/201, 202, 203, 204, 206; D25/2;  
4/541.1–541.6, 547, 578.1, 579;  
601/154–158  
CPC .... A61H 33/00; A61H 33/0087; A61H 33/02;  
A61H 33/60; A61H 33/6063; E04H  
2004/0068

See application file for complete search history.

\* cited by examiner

*Primary Examiner* — Susan E Krakower  
*Assistant Examiner* — Lisa A Grabenstetter  
(74) *Attorney, Agent, or Firm* — Grogan, Tuccillo &  
Vanderleeden, LLP

(57) **CLAIM**

The ornamental design for a spa shell, as shown and  
described.

(56) **References Cited**

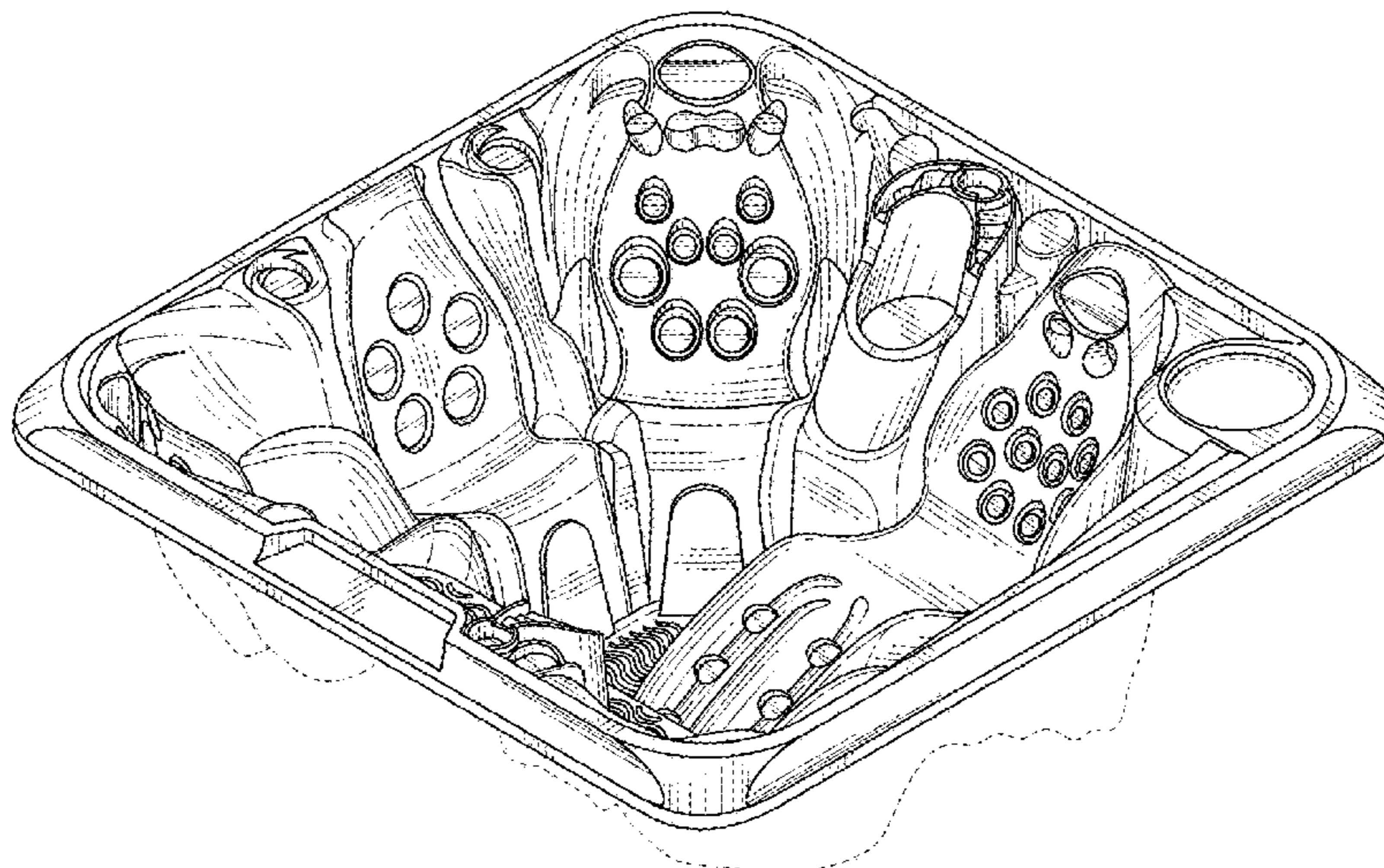
**DESCRIPTION**

U.S. PATENT DOCUMENTS

D517,697 S \* 3/2006 Larsen ..... D24/204  
D550,371 S \* 9/2007 Larsen ..... D24/204  
D551,357 S \* 9/2007 Loyd ..... D24/204  
D589,624 S \* 3/2009 Larsen ..... D24/204  
D624,657 S \* 9/2010 Larsen et al. .... D24/204  
D683,039 S \* 5/2013 Larsen et al. .... D24/204  
D687,557 S \* 8/2013 Larsen et al. .... D24/204  
2002/0112284 A1 \* 8/2002 Collins et al. .... 4/541.1  
2008/0148471 A1 \* 6/2008 Tatum ..... 4/541.6

FIG. 1 is a perspective view of a spa shell showing our new  
design;  
FIG. 2 is a second perspective view thereof;  
FIG. 3 is a third perspective view thereof;  
FIG. 4 is a fourth perspective view thereof; and,  
FIG. 5 is a top plan view thereof of the spa shell.  
The broken line portions show unclaimed subject matter  
only and form no part of the claimed design.

**1 Claim, 5 Drawing Sheets**



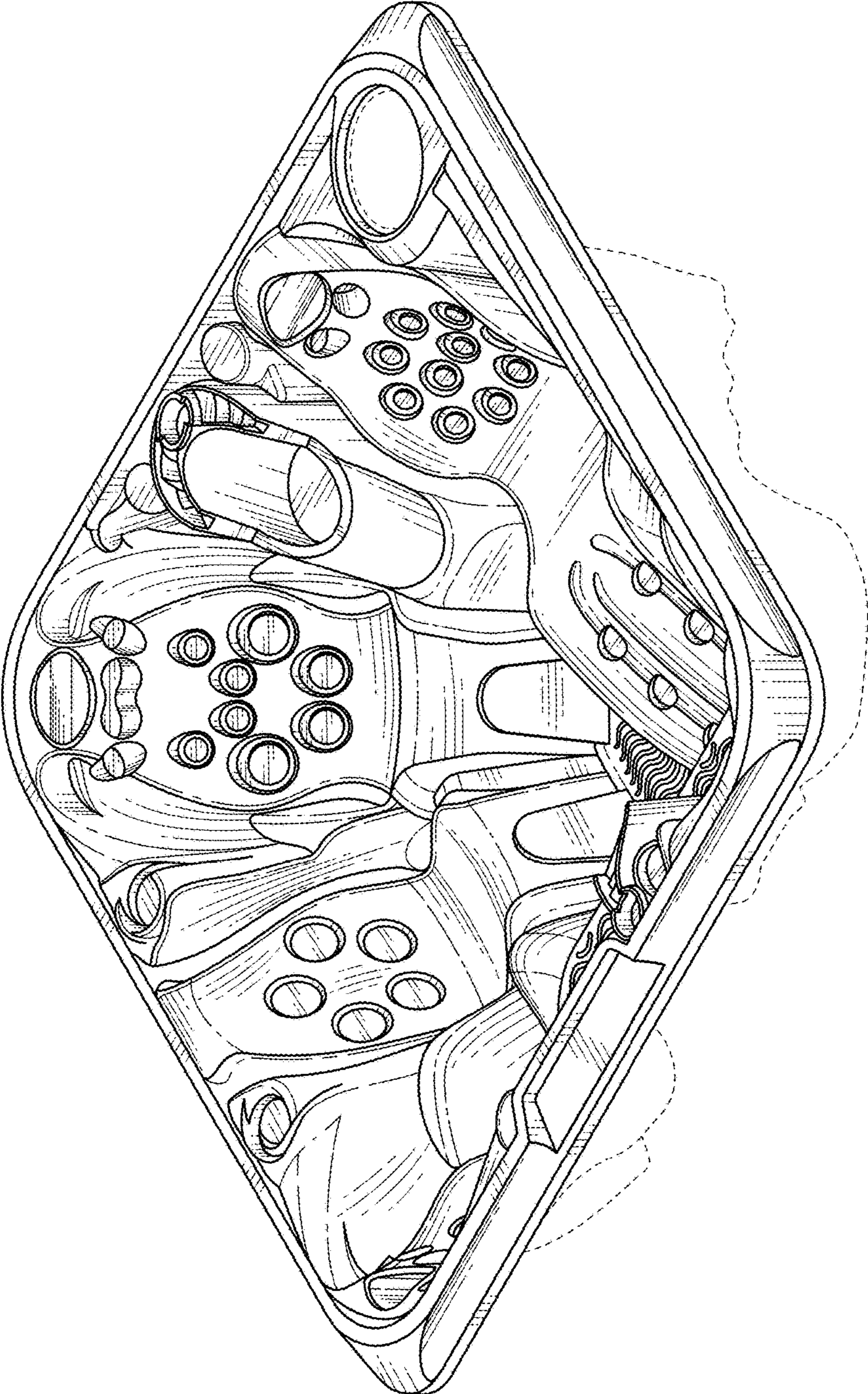


FIG. 1

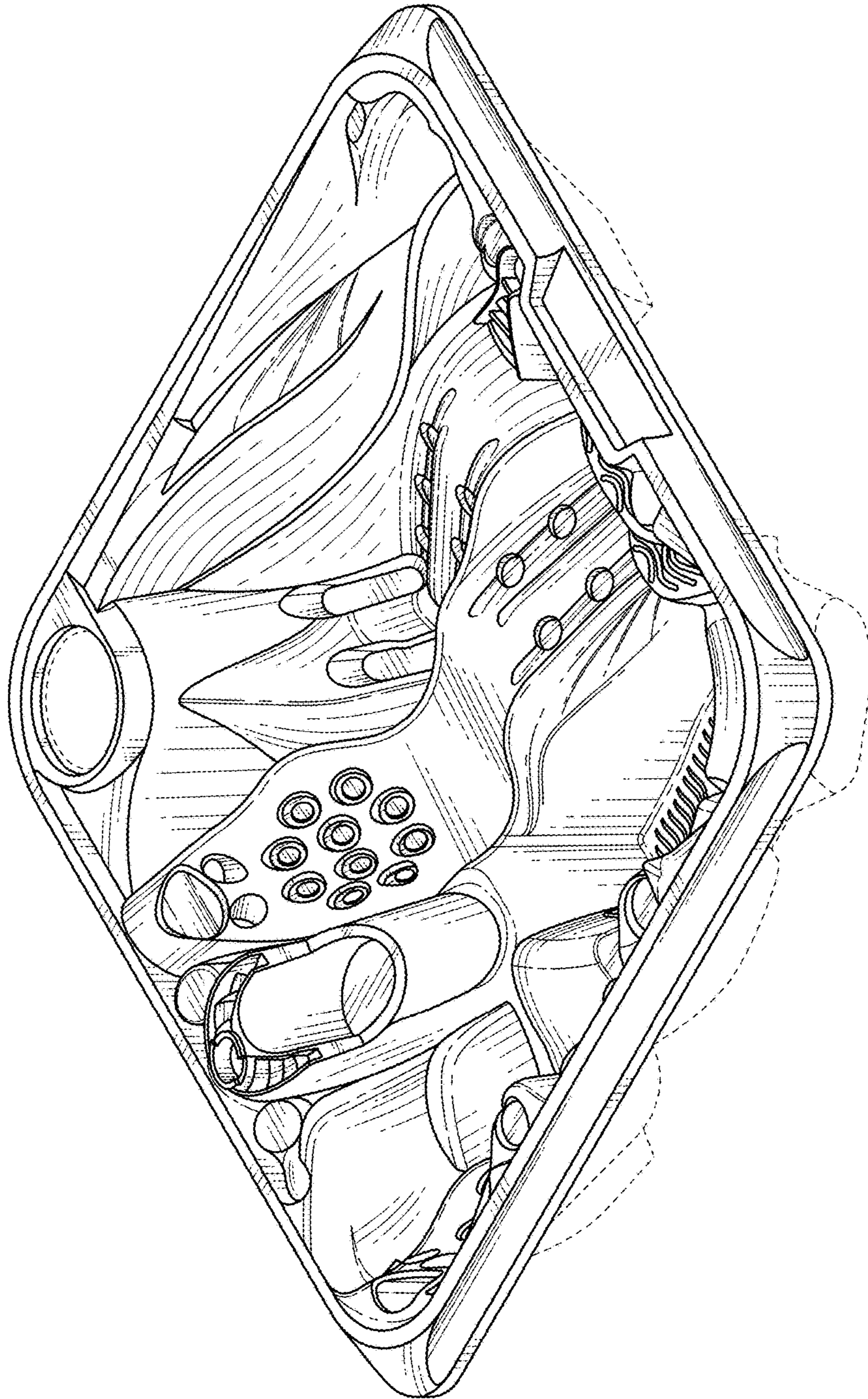


FIG. 2

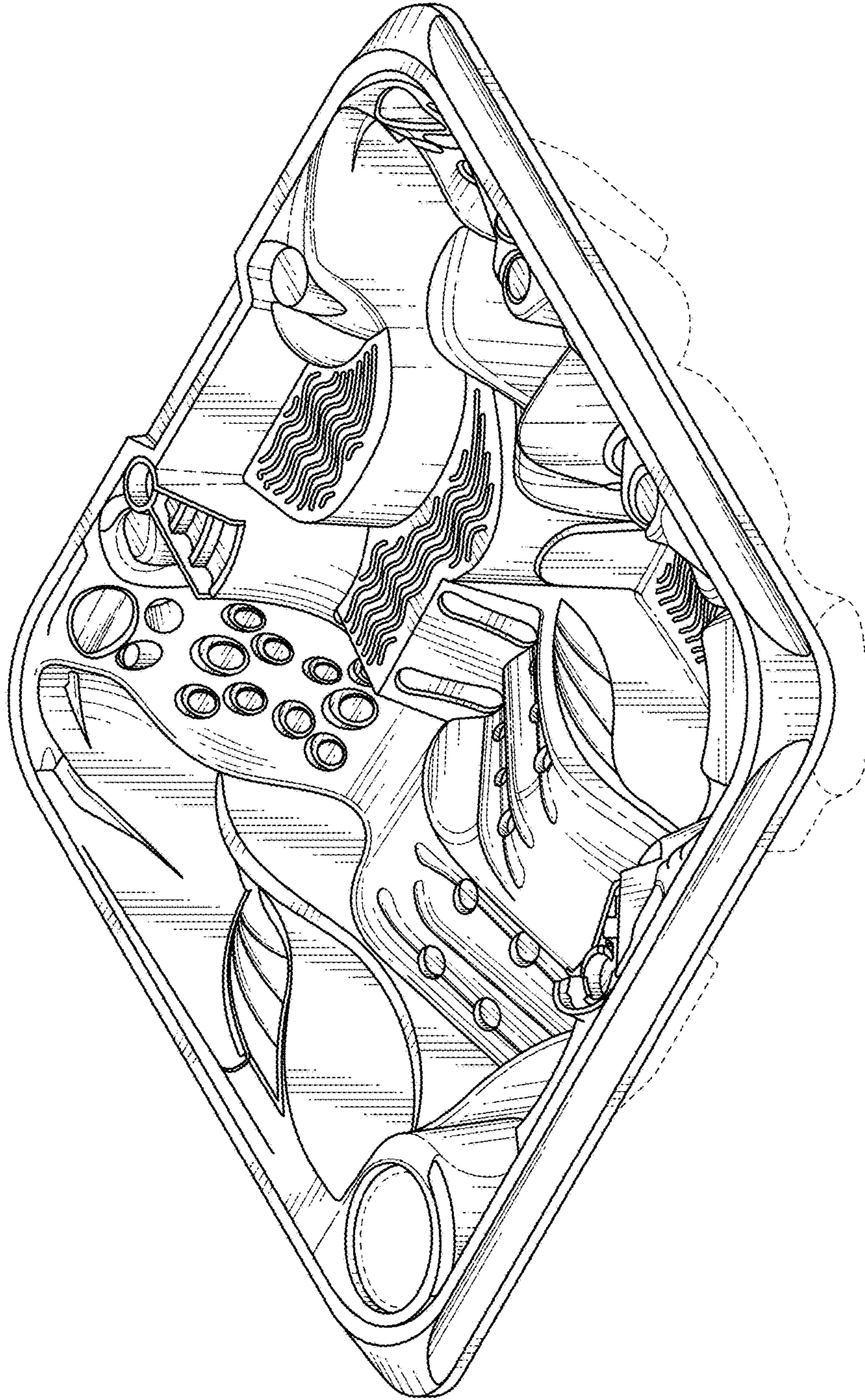


FIG. 3

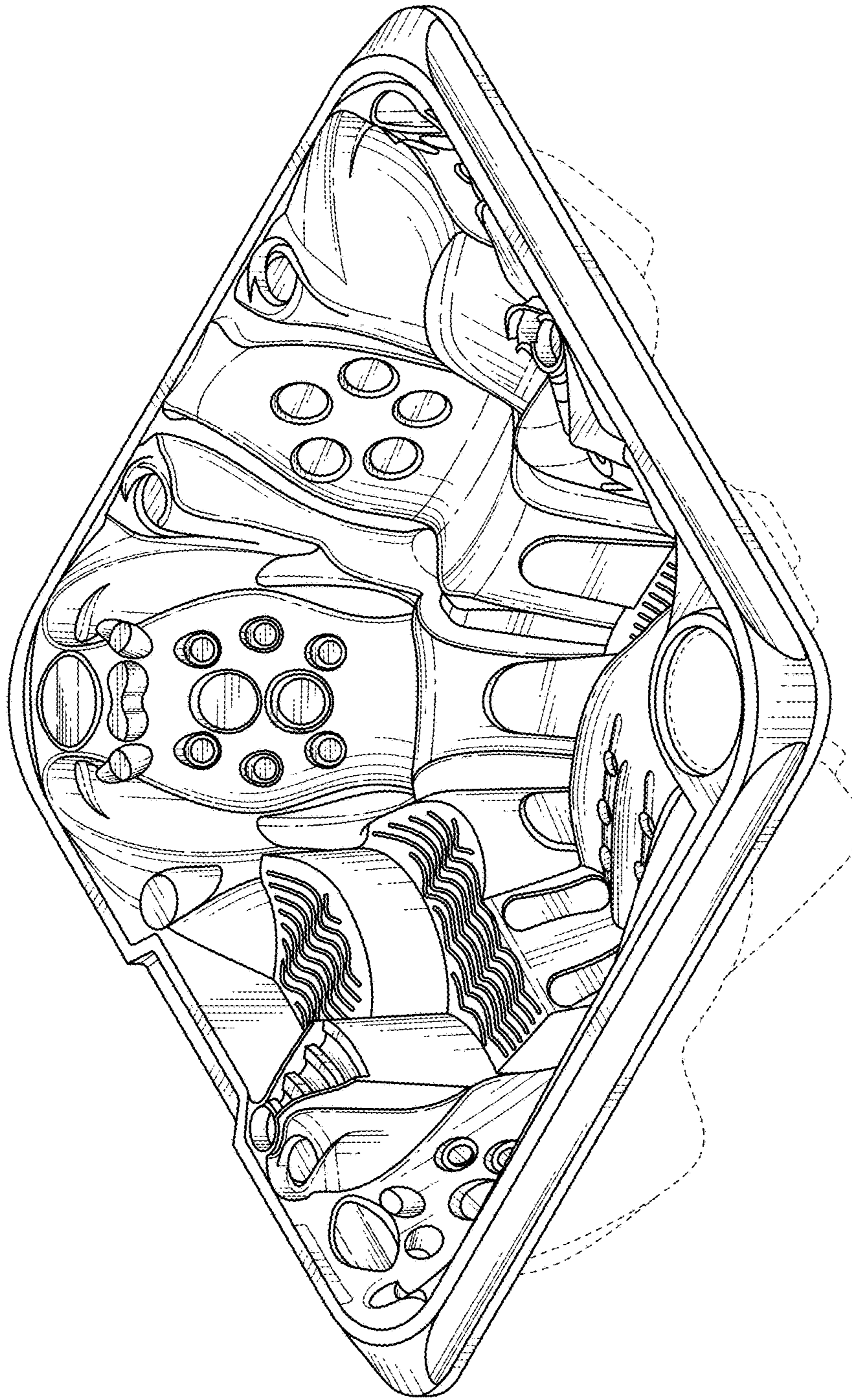


FIG. 4

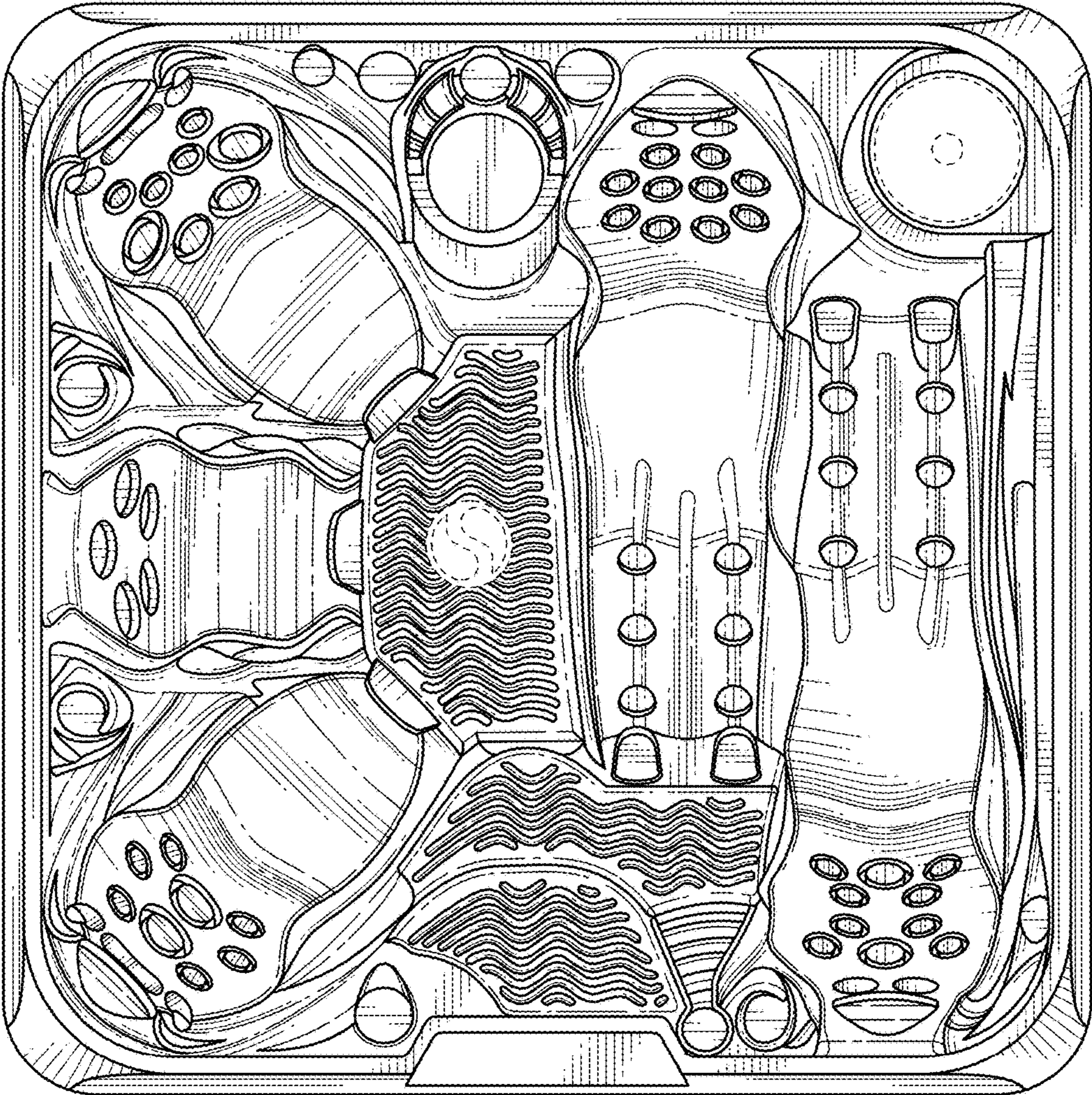


FIG. 5