



US00D773675S

(12) **United States Design Patent**
Bauman

(10) **Patent No.:** **US D773,675 S**

(45) **Date of Patent:** **** Dec. 6, 2016**

(54) **HEAD AND FACIAL PROTECTIVE DEVICE**

(71) Applicant: **April Surgical Products, LLC**,
Traverse City, MI (US)

(72) Inventor: **Kristin C. Bauman**, Traverse City, MI
(US)

(73) Assignee: **April Surgical Products, LLC**,
Traverse City, MI (US)

(**) Term: **14 Years**

(21) Appl. No.: **29/524,982**

(22) Filed: **Apr. 24, 2015**

(51) **LOC (10) Cl.** **24-04**

(52) **U.S. Cl.**

USPC **D24/191; D24/184**

(58) **Field of Classification Search**

USPC D24/110.1, 183, 190-192, 208, 231;
D29/106, 108, 110; D6/601

CPC A61M 16/06; A61M 16/0683; A61M
16/0633; A61B 5/6814; A61G
13/121; A61G 13/12; A61G
2200/325; A61G 7/072; A61G
13/101; A61F 5/3707

See application file for complete search history.

(56) **References Cited**

U.S. PATENT DOCUMENTS

- 3,337,883 A * 8/1967 Allison A47G 9/1009
5/638
- D228,964 S * 10/1973 Sarnoff D24/191
- D271,834 S 12/1983 Huntsinger
- 4,550,713 A 11/1985 Hyman
- 4,752,064 A * 6/1988 Voss A61G 13/12
5/622
- D298,992 S 12/1988 Voss

- D337,914 S * 8/1993 McDonald 5/638
- 5,269,035 A 12/1993 Hartunian
- 5,848,448 A 12/1998 Boyd
- D404,237 S * 1/1999 Boyd 5/636
- D423,727 S * 4/2000 Deal, III D29/108
- 6,112,333 A 9/2000 Mazzei
- D456,516 S 4/2002 Cheshaek et al.
- 6,490,737 B1 12/2002 Mazzei et al.
- 6,637,058 B1 10/2003 Lamb

(Continued)

Primary Examiner — George D Kirschbaum

Assistant Examiner — Jennifer Watkins

(74) *Attorney, Agent, or Firm* — Gardner, Linn, Burkhardt
& Flory, LLP

(57) **CLAIM**

The ornamental design for the head and facial protective device, as shown and described.

DESCRIPTION

FIG. 1 is a front perspective view of the head and facial protective device showing the design in an environment of use;

FIG. 2 is a side perspective view of the head and facial protective device of FIG. 1;

FIG. 3 is a front perspective view of the head and facial protective device of FIG. 1;

FIG. 4 is a front perspective view of the head and facial protective device of FIG. 1 in an unwrapped orientation;

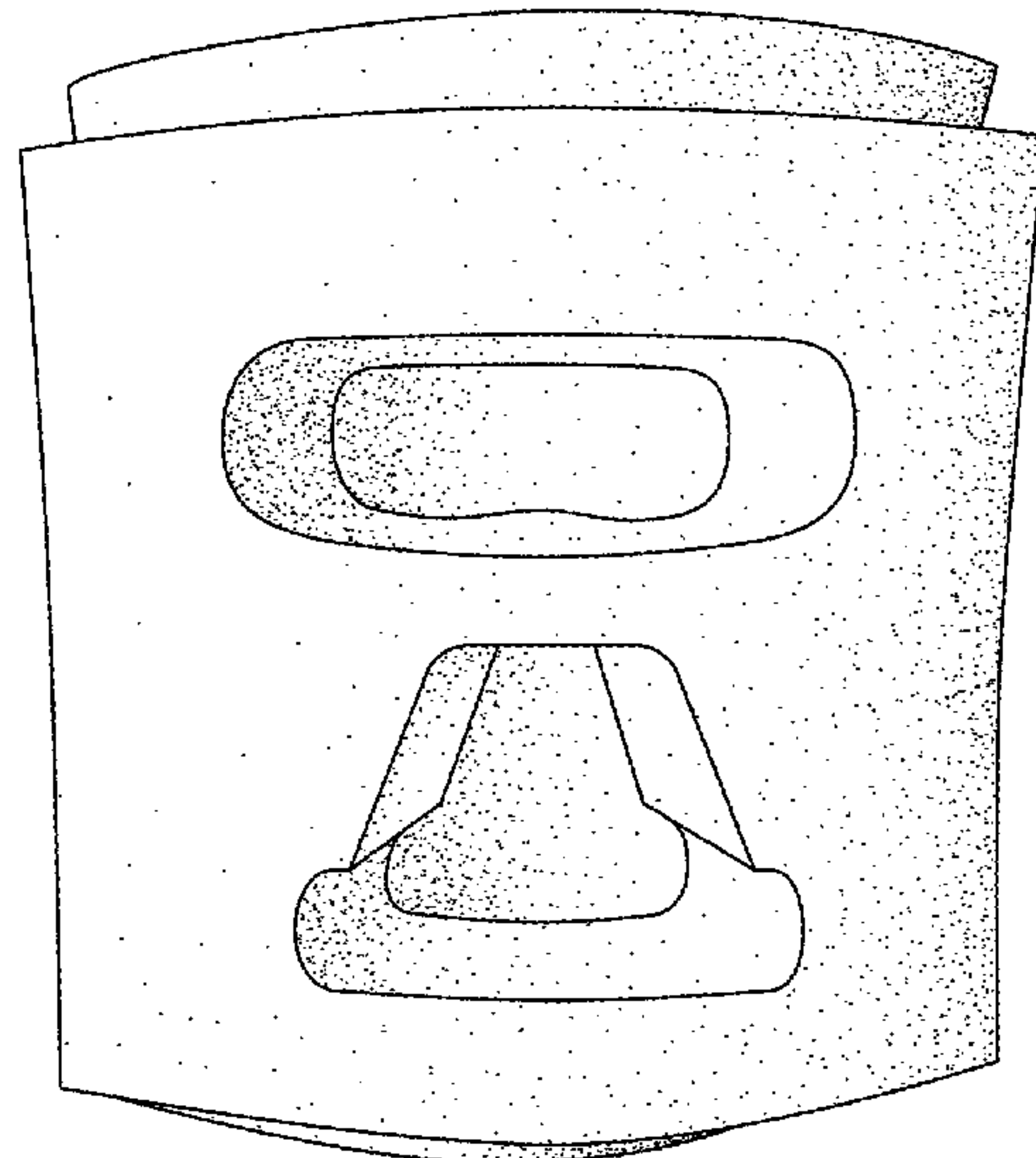
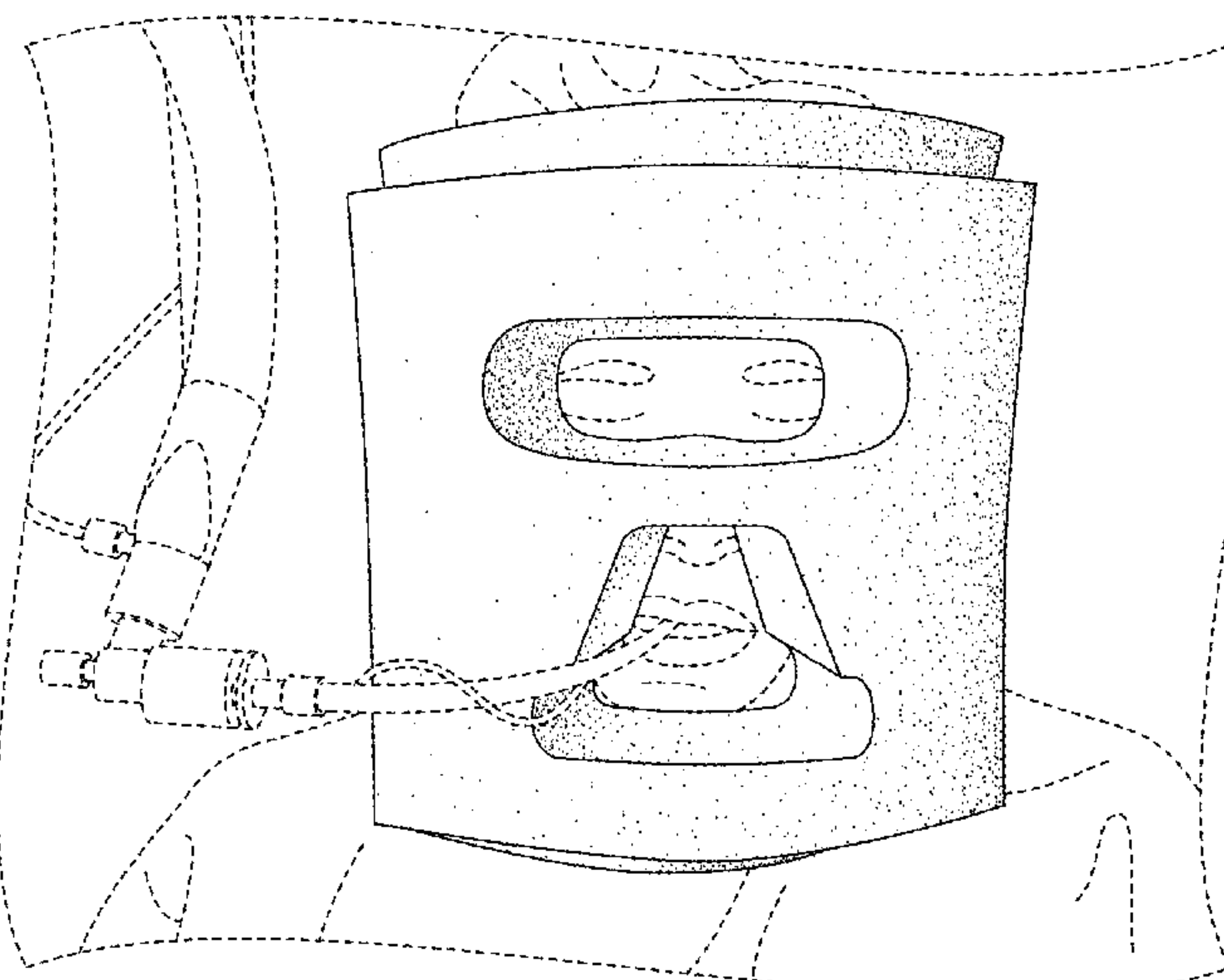
FIG. 5 is a top plan view of the head and facial protective device of FIG. 1 in an unwrapped orientation;

FIG. 6 is a bottom plan view of the head and facial protective device of FIG. 1 in an unwrapped orientation; and,

FIG. 7 is a side elevation view of the head and facial protective device of FIG. 1 in an unwrapped orientation.

The broken lines in the drawings are for the purpose of illustrating environment and form no part of the claim.

1 Claim, 7 Drawing Sheets



(56)

References Cited

U.S. PATENT DOCUMENTS

6,842,924	B1	1/2005	Walters	
7,152,253	B2 *	12/2006	Abelman	A42B 3/08 2/421
D625,420	S	10/2010	Sharps et al.	
D665,912	S	8/2012	Skripps	
8,234,731	B2	8/2012	Skripps	
D691,330	S *	10/2013	Kruckenhauser	D29/106
8,662,083	B2 *	3/2014	Meir	A61B 90/18 128/857
D715,454	S *	10/2014	Riggons	D24/206
2006/0053556	A1 *	3/2006	Piontek	A61F 5/3707 5/637
2015/0128960	A1 *	5/2015	Bauman	A61F 5/3707 128/857
2015/0181951	A1	7/2015	Kaforey	

* cited by examiner

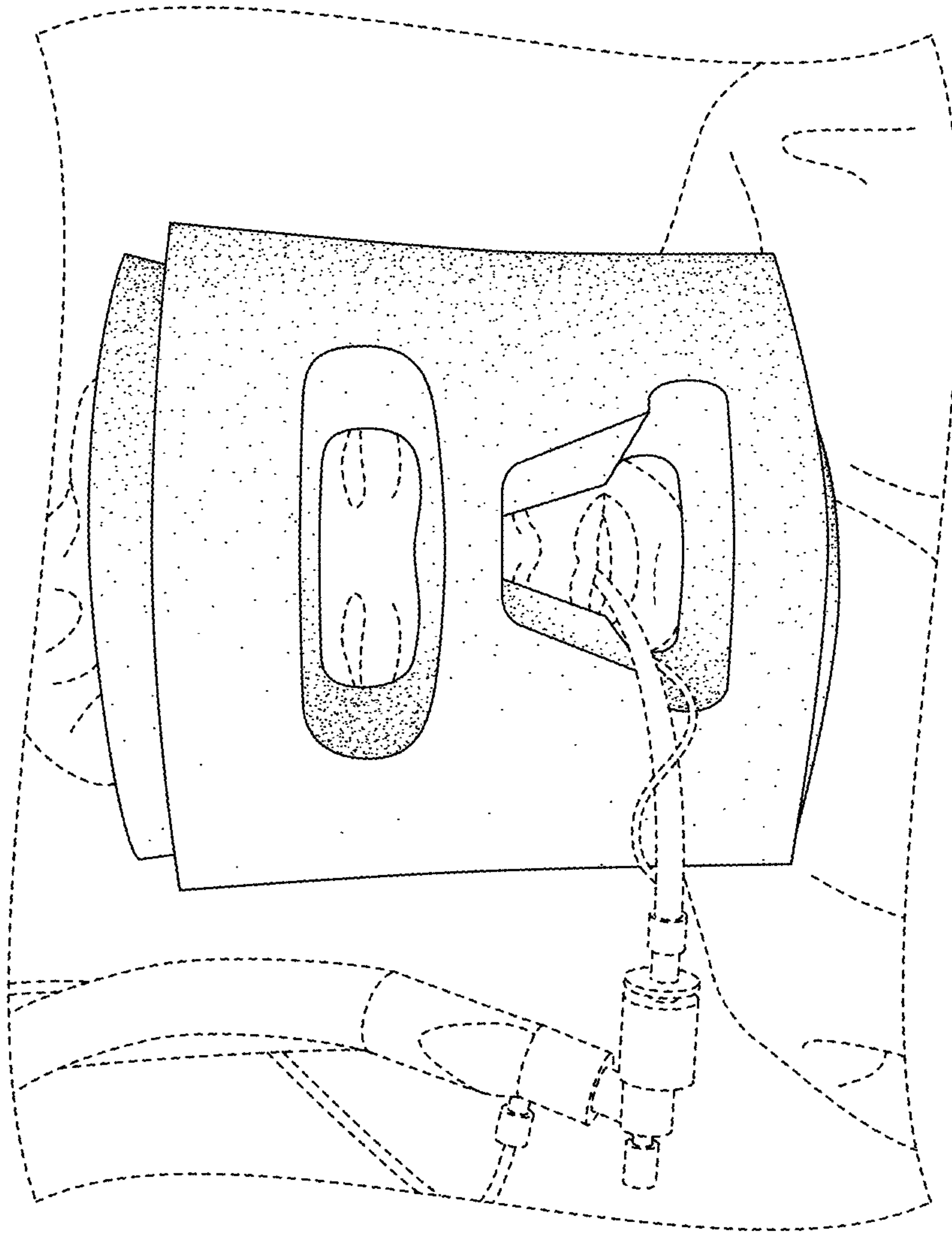


FIG. 1

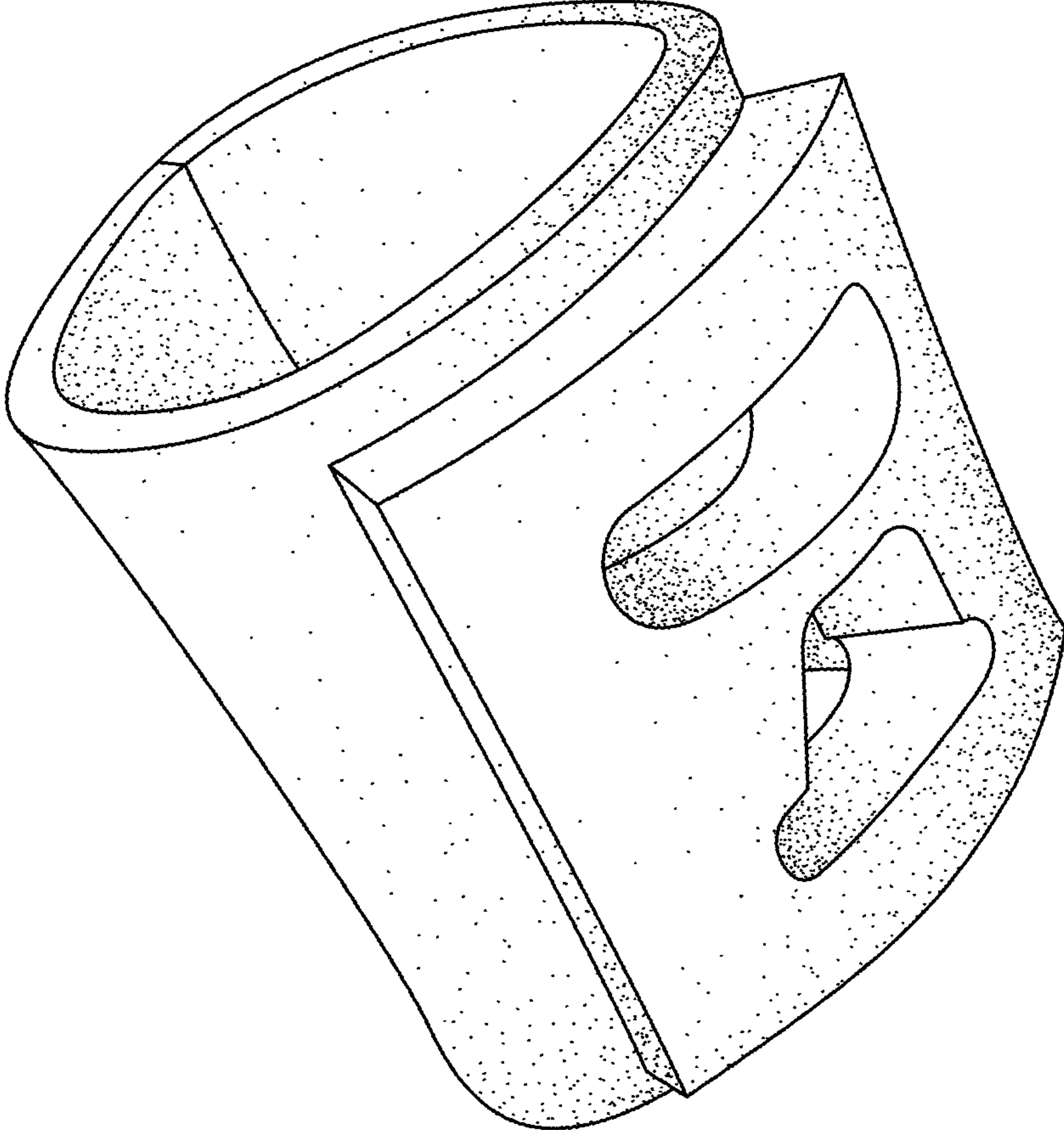


FIG. 2

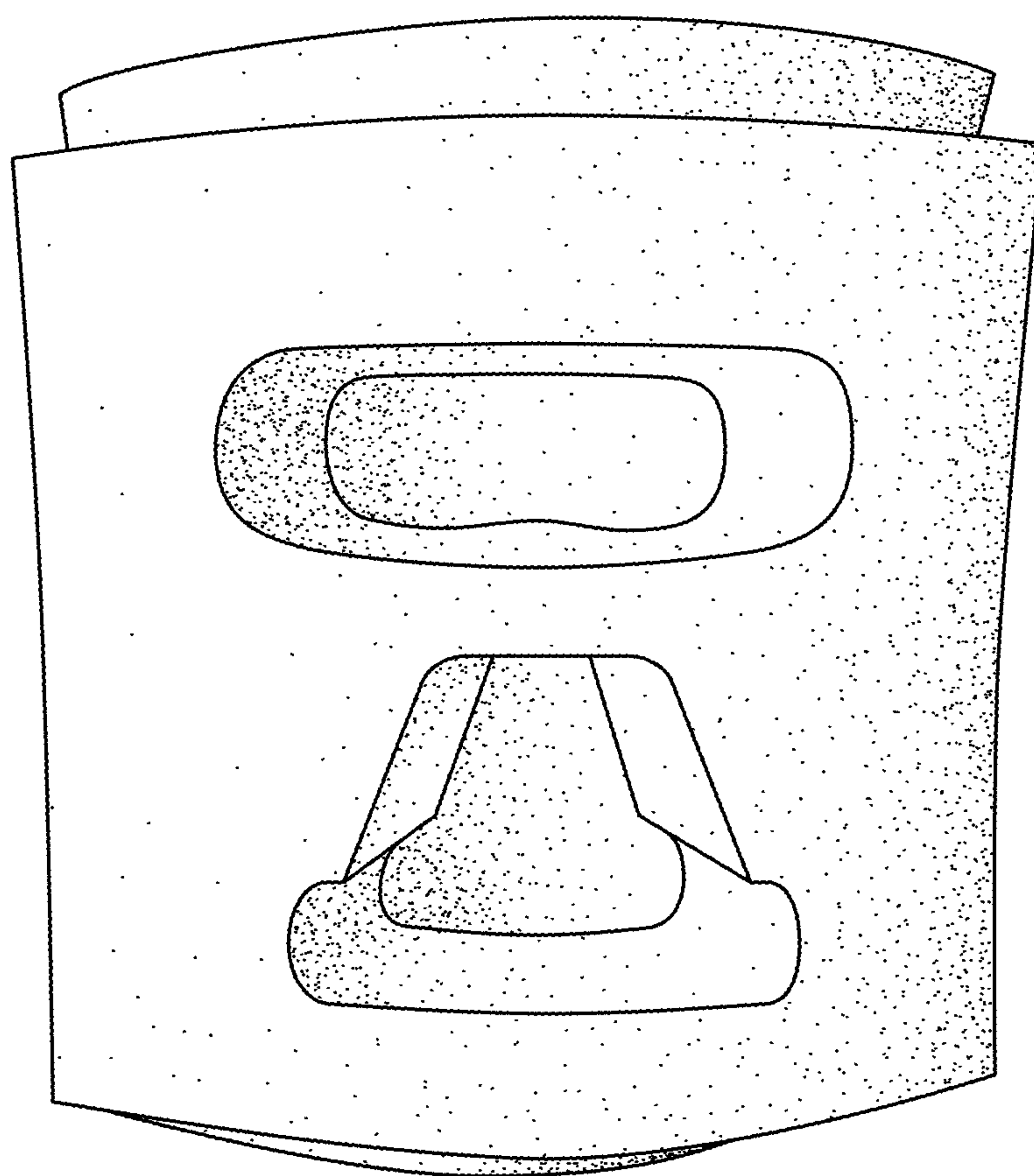


FIG. 3

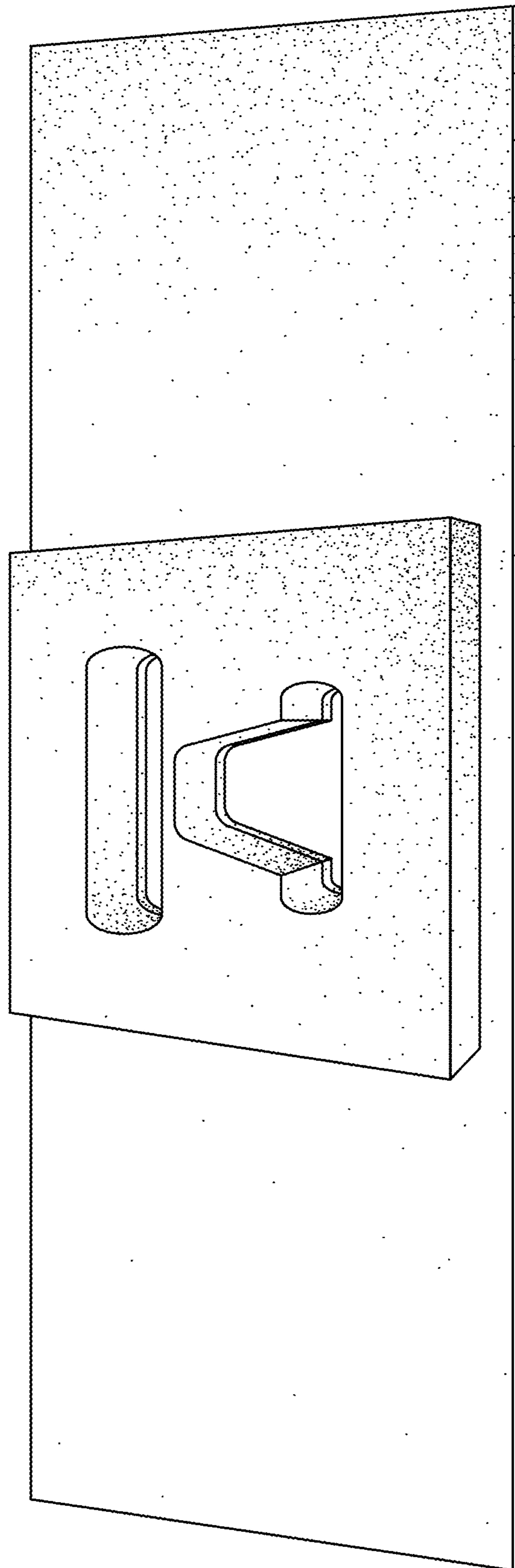


FIG. 4

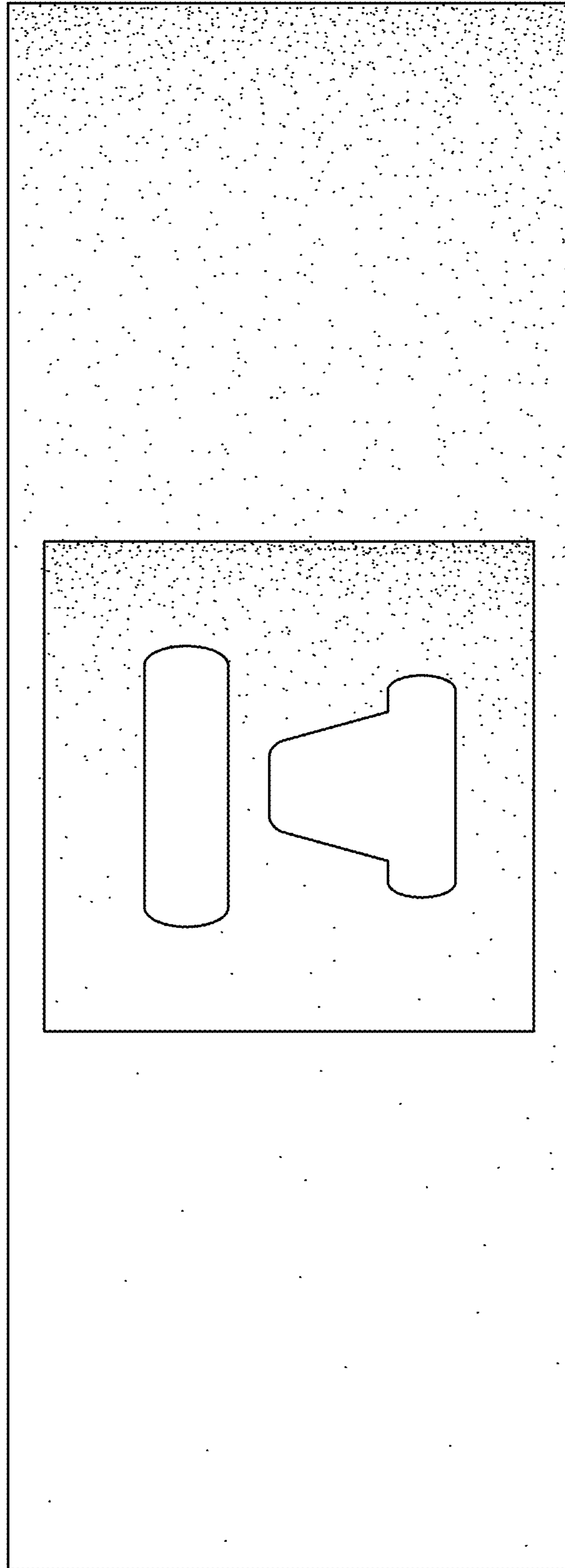


FIG. 5




FIG. 6

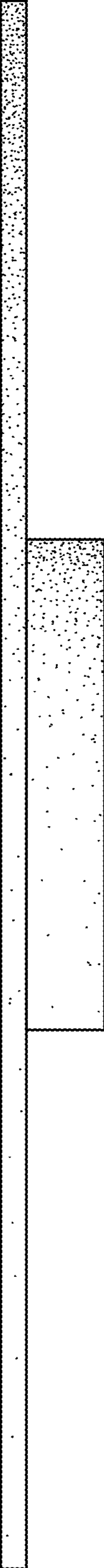


FIG. 7