



US00D773674S

(12) **United States Design Patent** (10) **Patent No.:** **US D773,674 S**  
**Rurling et al.** (45) **Date of Patent:** **\*\* Dec. 6, 2016**

(54) **FRAME FOR NEUROLOGICAL FIXATION DEVICE**  
(71) Applicant: **ELEKTA AB (PUBL)**, Stockholm (SE)  
(72) Inventors: **Erik Rurling**, Bromma (SE); **Anna Wik**, Hågersten (SE); **Malin Svensson**, Stockholm (SE); **Ivars Alksnis**, Trångsund (SE); **Marianne Plantz**, Stockholm (SE); **Mathias Stavervik**, Stockholm (SE)

D676,139 S \* 2/2013 Golzari ..... D24/200  
D750,264 S \* 2/2016 Guarraia ..... D24/200  
D752,236 S \* 3/2016 Guarraia ..... D24/200  
D752,766 S \* 3/2016 Guarraia ..... D24/200  
2008/0097195 A1 4/2008 Urquhart et al.  
2012/0060847 A1\* 3/2012 Stratton ..... A61B 19/203  
128/845  
2012/0138066 A1\* 6/2012 Akram ..... A61B 19/203  
128/845

(Continued)

FOREIGN PATENT DOCUMENTS

WO WO 2013/011443 A1 1/2013

(73) Assignee: **ELEKTA AB PUBL**, Stockholm (SE)  
(\*\*) Term: **14 Years**

OTHER PUBLICATIONS

(21) Appl. No.: **29/504,734**  
(22) Filed: **Oct. 8, 2014**

An OEM Partner With a Medical Quality System Already in Place [online]. SHL Group, 2009 [retrieved on Sep. 12, 2016]. Retrieved from the Internet:< <http://www.shl-group.com/product/neurosurgical-equipment/>>.\*

(30) **Foreign Application Priority Data**

Oct. 2, 2014 (EM) ..... 002549915-0001

(51) **LOC (10) Cl.** ..... **24-04**

(52) **U.S. Cl.**  
USPC ..... **D24/191**

(58) **Field of Classification Search**  
USPC ..... D24/143, 171, 183–185, 188, 190–191, D24/200  
CPC ... A61B 8/40; A61B 19/203; A61B 2017/681; A61B 5/702; A61B 5/704; A61B 5/706; A61B 5/708; A61B 6/04; A61B 5/150748; A47C 20/027; A47C 20/025; A47G 9/10; A47G 2009/1018; A61G 13/0036; A61F 5/04

See application file for complete search history.

*Primary Examiner* — Eric Goodman

*Assistant Examiner* — Sloan Rozin

(74) *Attorney, Agent, or Firm* — Birch, Stewart, Kolasch & Birch, LLP

(56) **References Cited**

U.S. PATENT DOCUMENTS

4,612,930 A 9/1986 Bremer  
5,456,266 A 10/1995 Brown

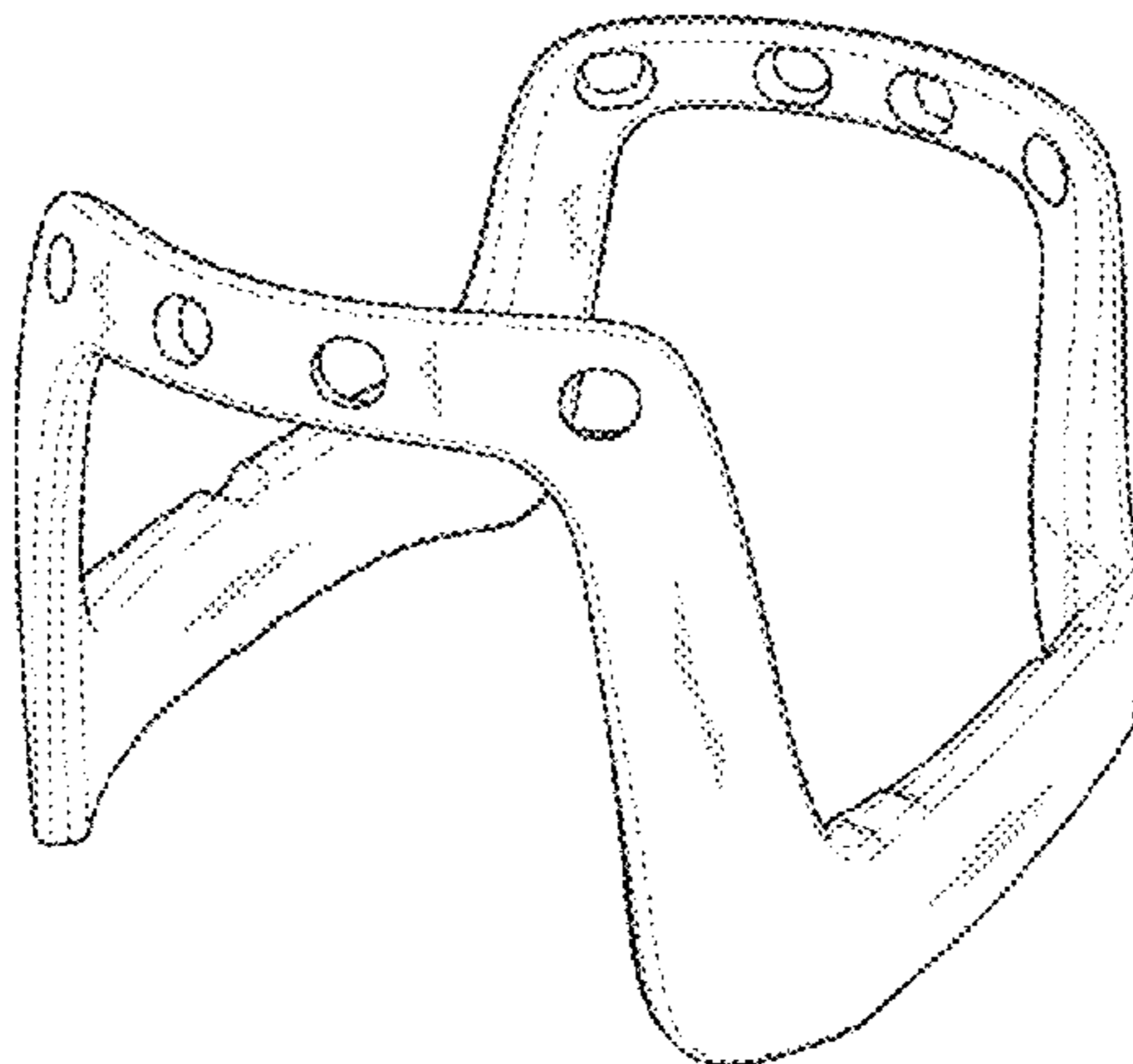
(57) **CLAIM**

The ornamental design for frame for neurological fixation device, as shown and described.

**DESCRIPTION**

FIG. 1 is a top, front, right view of a frame for neurological fixation device showing my new design;  
FIG. 2 is a bottom, left, rear perspective view thereof;  
FIG. 3 is a right side view thereof;  
FIG. 4 is a left side view thereof;  
FIG. 5 is a front view thereof;  
FIG. 6 is a top view thereof; and,  
FIG. 7 is a bottom view thereof.

**1 Claim, 4 Drawing Sheets**



(56)

**References Cited**

U.S. PATENT DOCUMENTS

2014/0135765 A1\* 5/2014 Schuele ..... A61B 90/14  
606/57  
2015/0119902 A1\* 4/2015 Rurling ..... A61B 90/14  
606/130

\* cited by examiner

FIG. 1

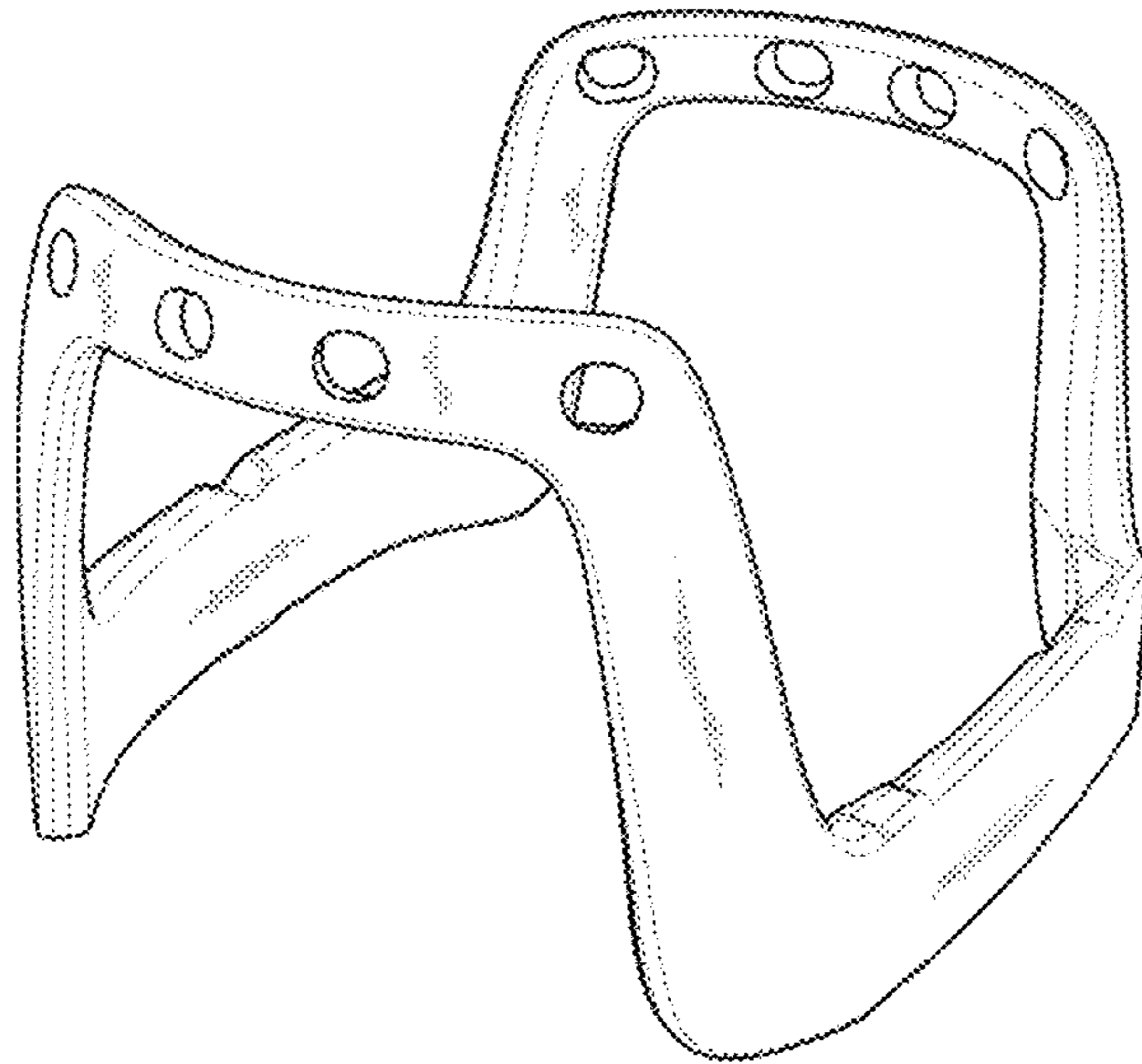


FIG. 2

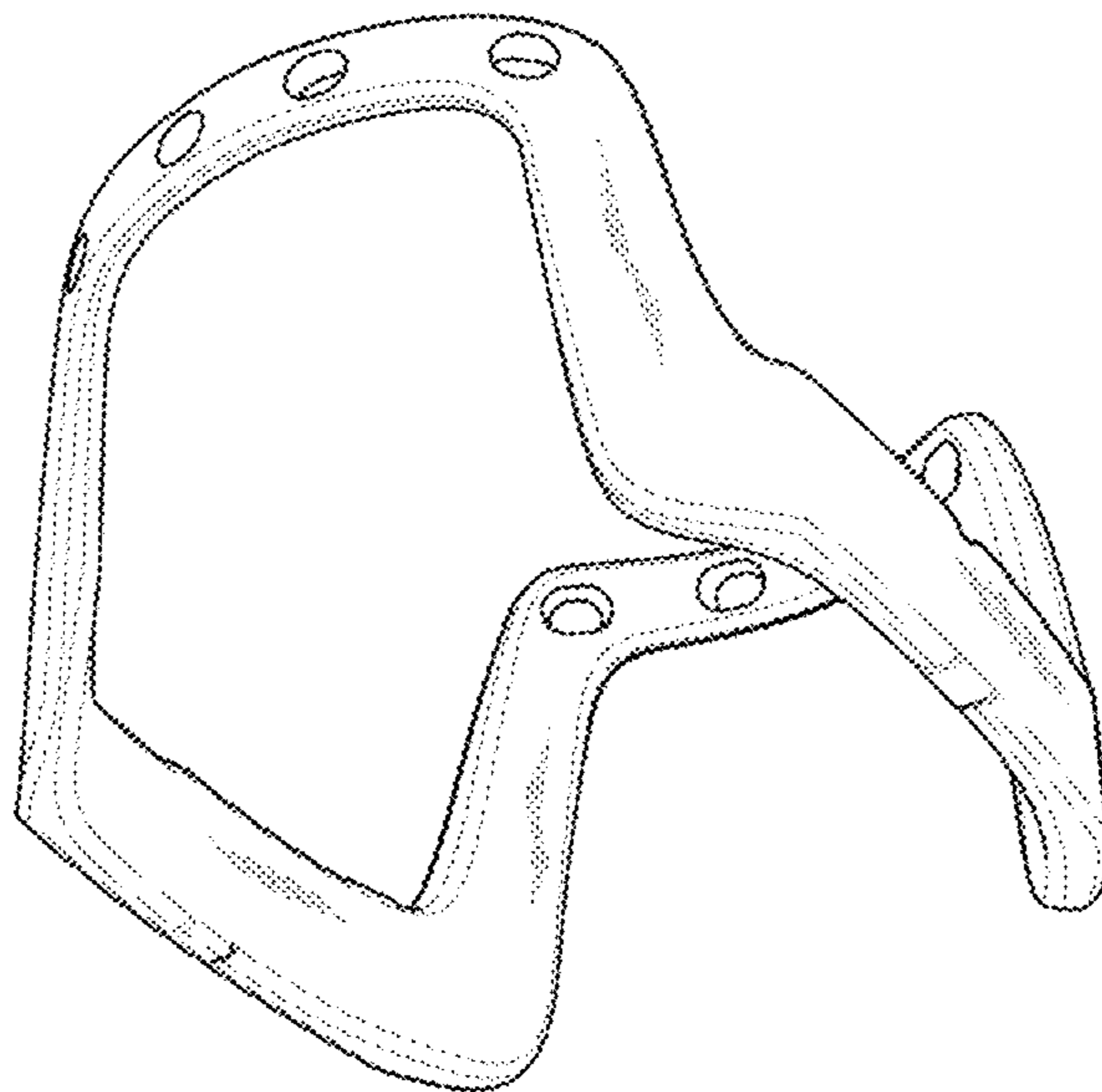


FIG. 3

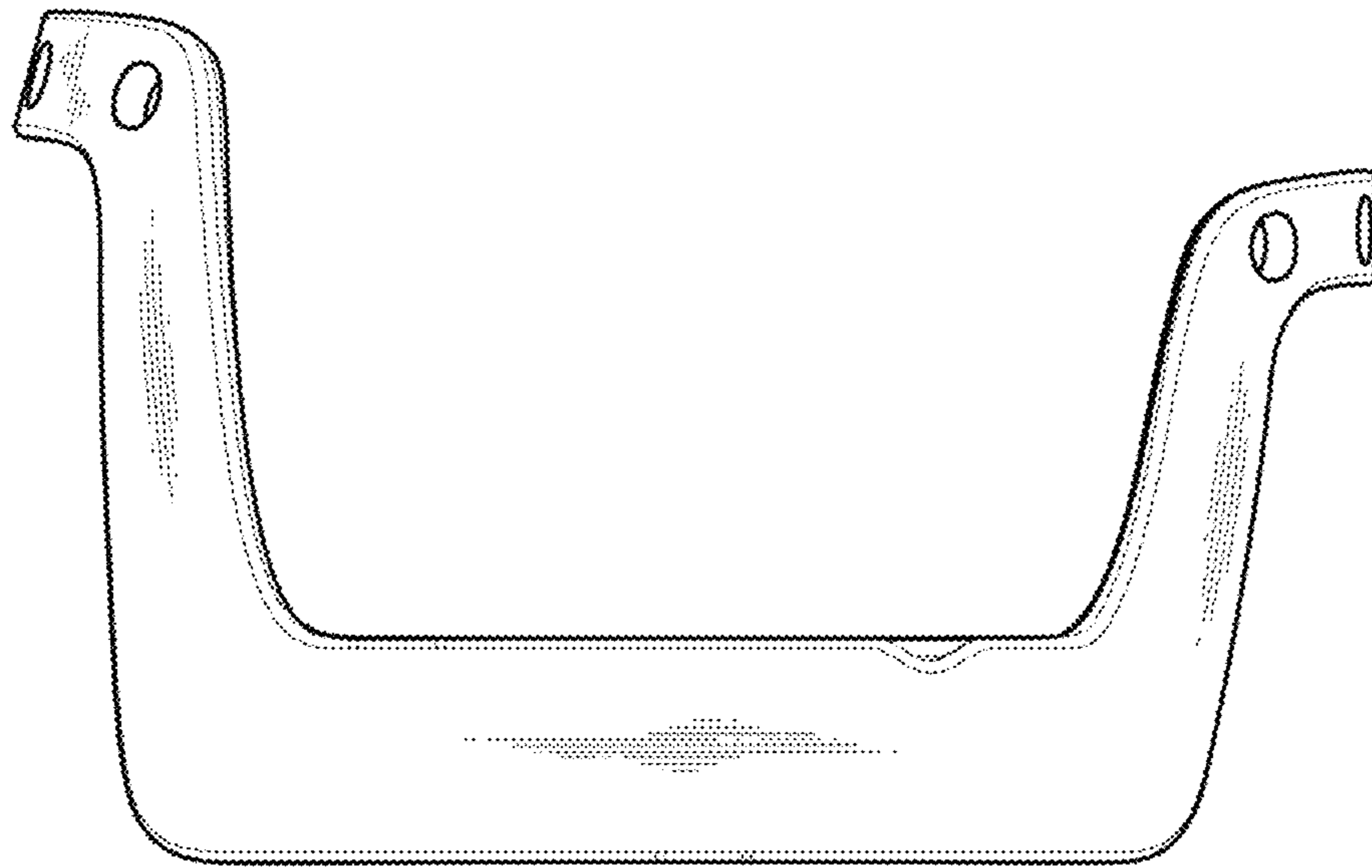


FIG. 4

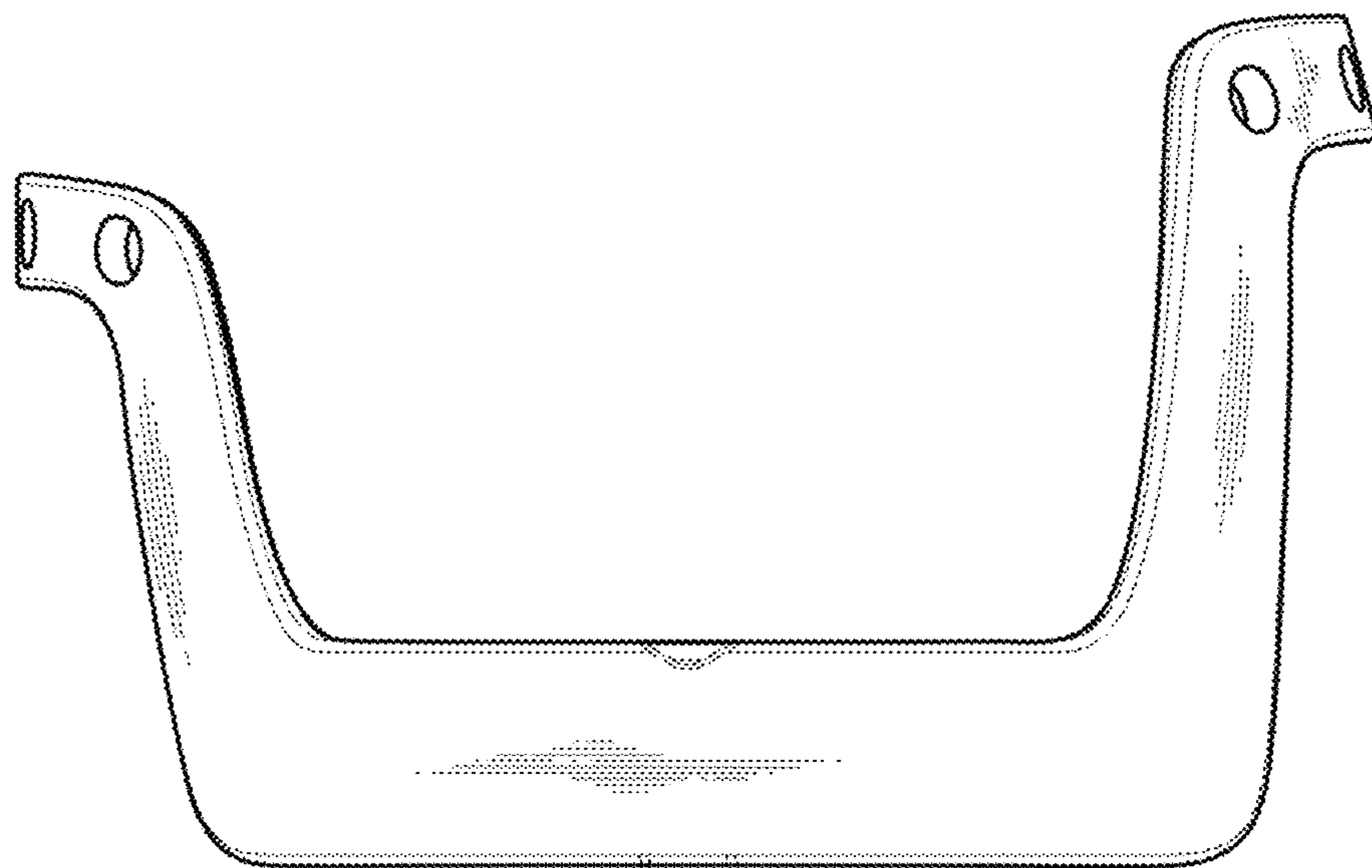


FIG. 5

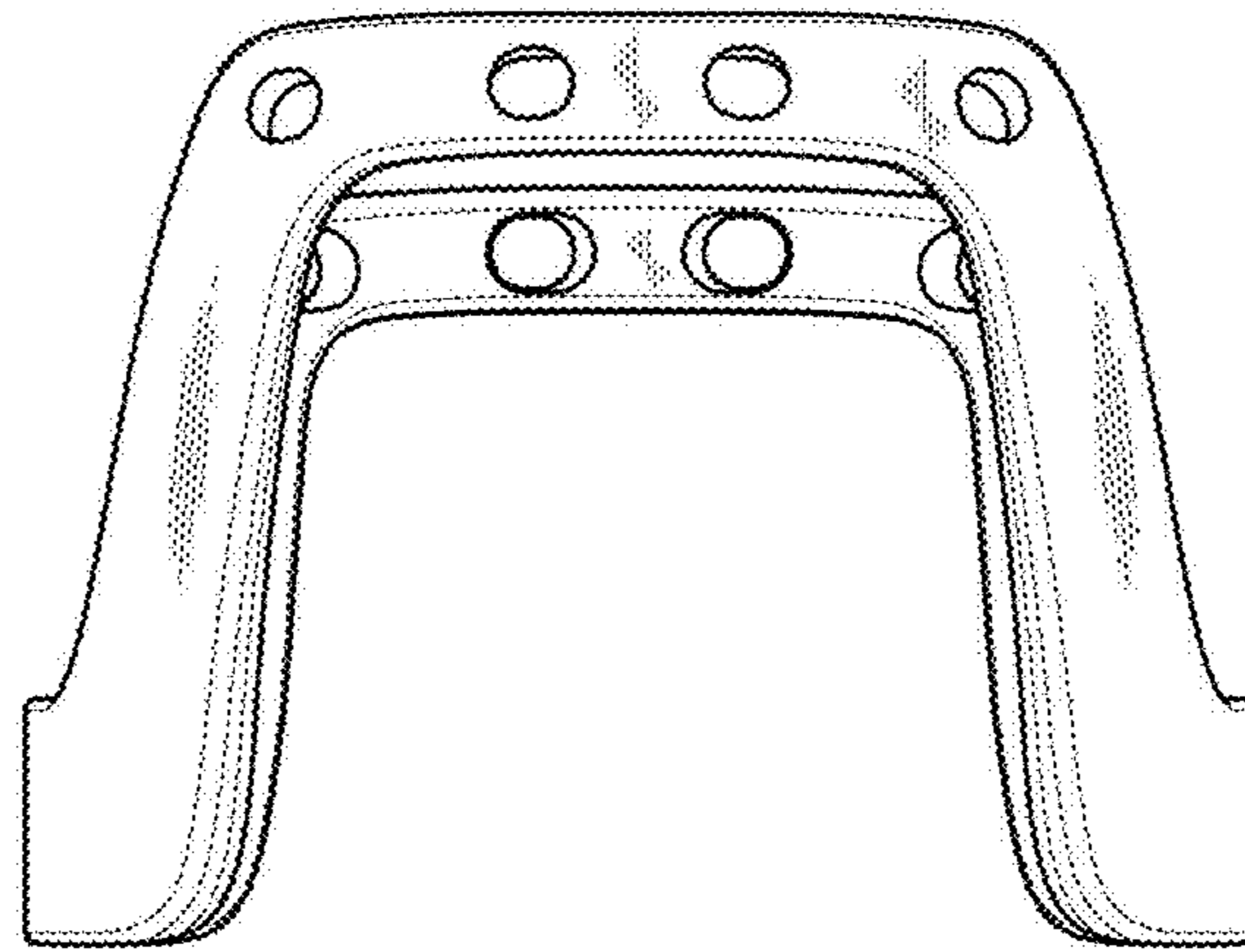


FIG. 6

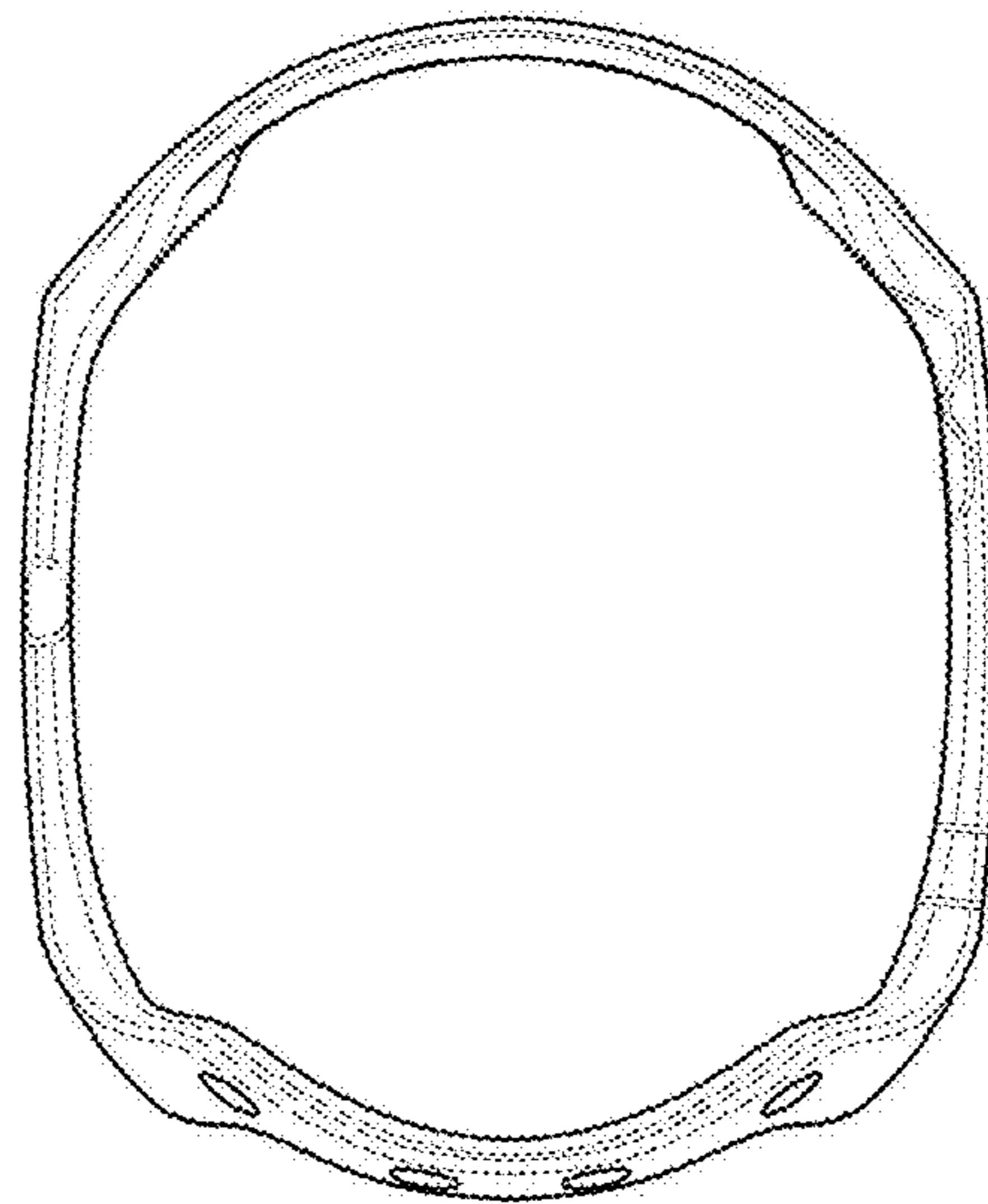


FIG. 7

