



US00D773650S

(12) **United States Design Patent** (10) **Patent No.:** **US D773,650 S**  
**Fourt et al.** (45) **Date of Patent:** **\*\* Dec. 6, 2016**

(54) **AUTOMATIC INJECTION DEVICE**  
(71) Applicant: **Eli Lilly and Company**, Indianapolis, IN (US)  
(72) Inventors: **Jesse Arnold Fourt**, Menlo Park, CA (US); **Thomas Dieter Christian Overthun**, San Francisco, CA (US); **Judy Guo**, San Francisco, CA (US); **Thomas Gaëtan Thibault Brisebras**, San Francisco, CA (US)

D628,690 S 12/2010 Galbraith  
7,918,824 B2 4/2011 Bishop et al.  
D670,375 S 11/2012 Corbin  
D670,376 S 11/2012 Corbin  
D677,380 S 3/2013 Julian et al.  
(Continued)

**FOREIGN PATENT DOCUMENTS**

WO 2007002052 1/2007  
WO 2007047200 4/2007  
(Continued)

(73) Assignee: **Eli Lilly and Company**, Indianapolis, IN (US)

**OTHER PUBLICATIONS**

Ypsomed-YpsoMate® Brochure.  
(Continued)

(\*\*) Term: **15 Years**

*Primary Examiner* — David Muller  
(74) *Attorney, Agent, or Firm* — Edward J. Prein

(21) Appl. No.: **29/530,811**

(22) Filed: **Jun. 19, 2015**

(51) **LOC (10) Cl.** ..... **24-02**

(52) **U.S. Cl.**  
USPC ..... **D24/113**

(58) **Field of Classification Search**  
USPC ..... D24/112–114, 108, 133, 130, 127, 186;  
606/181, 185; 604/264, 272, 187, 181,  
184, 604/227  
CPC ..... A61M 5/178; A61M 3/00; A61M 5/20;  
A61M 5/31; A61M 5/3146; A61M  
5/3129; A61M 5/3148; A61M 5/315  
See application file for complete search history.

(57) **CLAIM**

The ornamental design for an automatic injection device, as shown and described.

**DESCRIPTION**

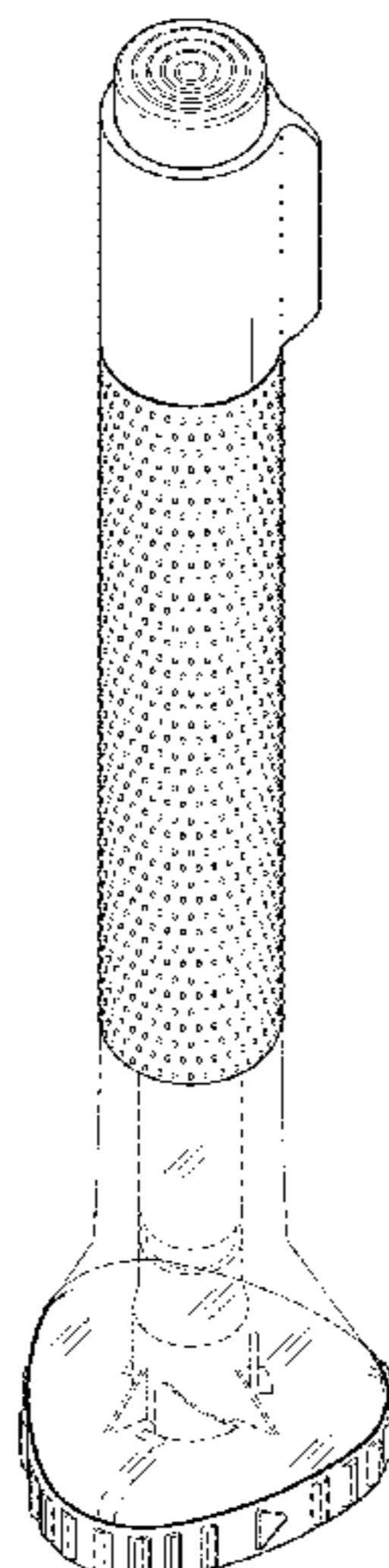
FIG. 1 is a top perspective view of an automatic injection device showing our new design;  
FIG. 2 is a bottom perspective view thereof;  
FIG. 3 is a front view thereof;  
FIG. 4 is a rear view thereof;  
FIG. 5 is side view thereof;  
FIG. 6 is an opposite side view thereof;  
FIG. 7 is a top view thereof; and,  
FIG. 8 is a bottom view thereof.  
The small ovals in the central height region of FIGS. 1-6 show projecting texturing that form part of the claimed design. The broken lines showing internal portions and a bottom portion of the automatic injection device form no part of the claimed design.

(56) **References Cited**

**U.S. PATENT DOCUMENTS**

D316,899 S 5/1991 Andersson et al.  
D330,079 S 10/1992 Dalling et al.  
D420,739 S 2/2000 Moreau-Defarges  
D461,555 S \* 8/2002 Binet ..... D24/114  
D471,976 S 3/2003 Pavlu et al.  
D476,078 S 6/2003 Pavlu et al.  
D476,734 S 7/2003 Pavlu et al.  
D483,116 S 12/2003 Castellano

**1 Claim, 4 Drawing Sheets**



(56)

References Cited

U.S. PATENT DOCUMENTS

8,409,138 B2 4/2013 James et al.  
 D690,416 S \* 9/2013 Cappello ..... D24/112  
 D695,892 S \* 12/2013 Cappello ..... D24/113  
 D696,397 S 12/2013 Guarraia et al.  
 D708,317 S 7/2014 Schneider et al.  
 D714,932 S \* 10/2014 Hall ..... D24/112  
 D721,802 S \* 1/2015 Ohashi ..... D24/113  
 D724,721 S 3/2015 Geert-Jensen et al.  
 D728,782 S 5/2015 Dubuc et al.  
 D729,930 S 5/2015 Geert-Jensen et al.  
 D732,161 S \* 6/2015 Ohashi ..... D24/113  
 D739,011 S \* 9/2015 Morrison, Jr. .... D24/114  
 D741,472 S \* 10/2015 Yotani ..... D24/108  
 D743,560 S \* 11/2015 Pietrantonio ..... D24/186  
 D747,476 S \* 1/2016 Kawamura ..... D24/130  
 D747,797 S \* 1/2016 Fourt ..... D24/114  
 D748,270 S \* 1/2016 Pietrantonio ..... D24/186  
 D758,570 S \* 6/2016 Wohlfahrt ..... D24/113  
 2011/0092915 A1 4/2011 Olson et al.

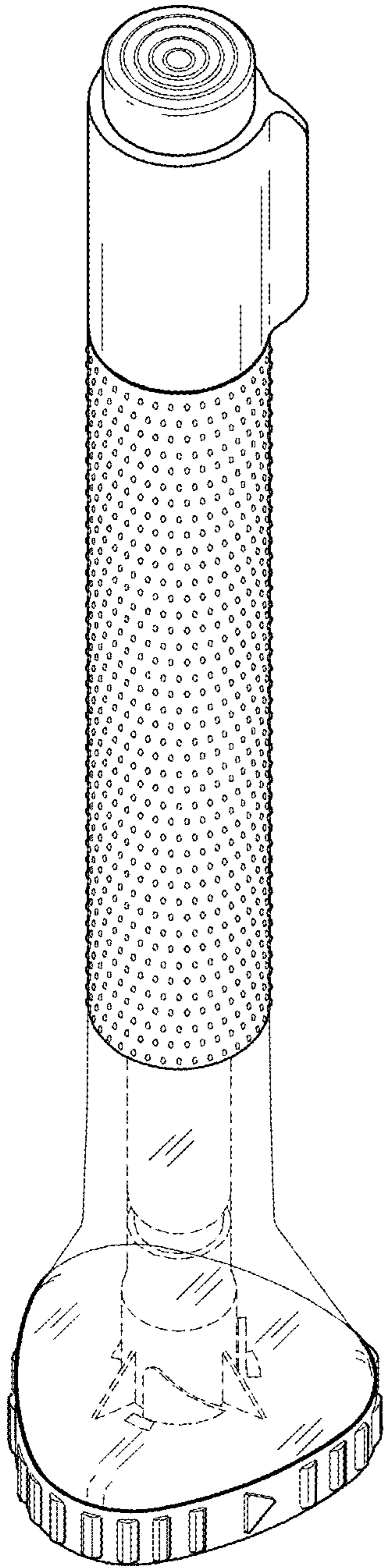
FOREIGN PATENT DOCUMENTS

WO 2010104779 9/2010  
 WO 2011109205 9/2011  
 WO 2013032779 3/2013  
 WO 2014062488 4/2014

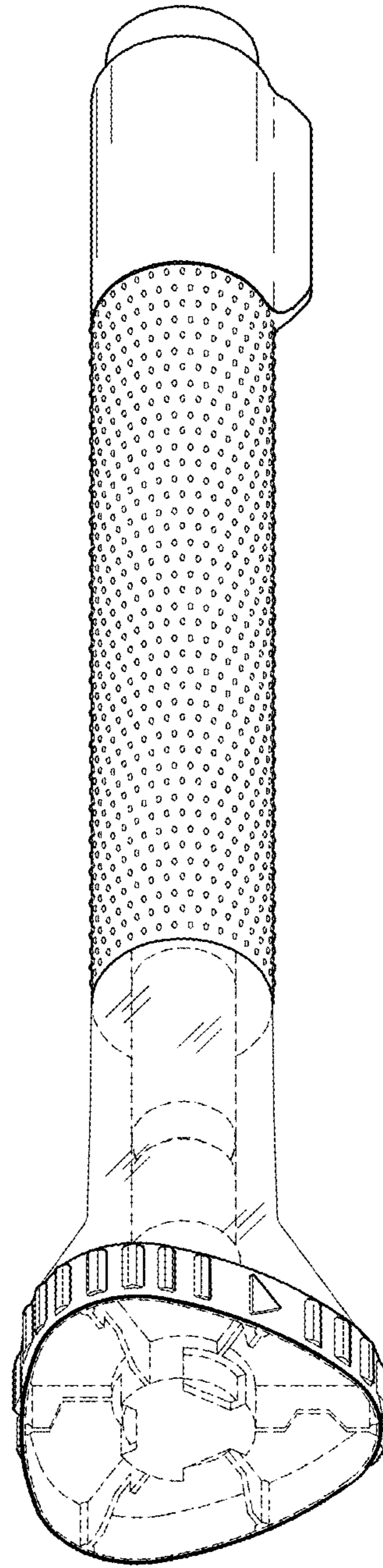
OTHER PUBLICATIONS

Schreiner Group—New Labels with Tamper-Evident and Non-Slip Features Help Enhance Patient Safety(URL: <http://www.schreiner-group.com/3/company/press-room/schreiner-medipharma-us/new-labels-with-tamper-evident-and-non-slip-features-help-enhance-patient-safety/>).  
 Unpublished Design U.S. Appl. No. 29/449,492, Eli Lilly and Company, entitled “Automatic Injection Device” filed Mar. 15, 2013.


\* cited by examiner



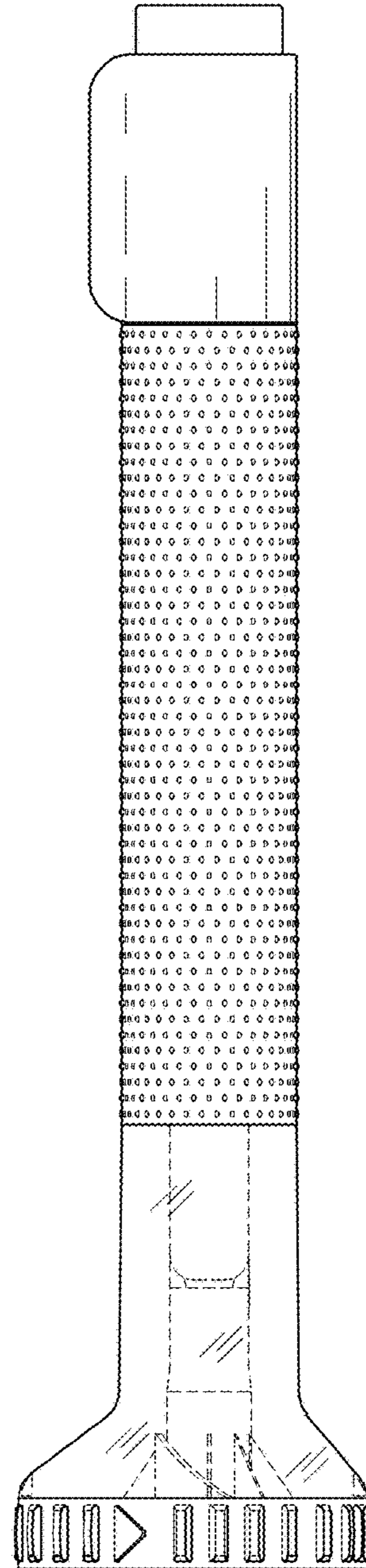
**Fig. 1**




**Fig. 2**




*Fig. 3*



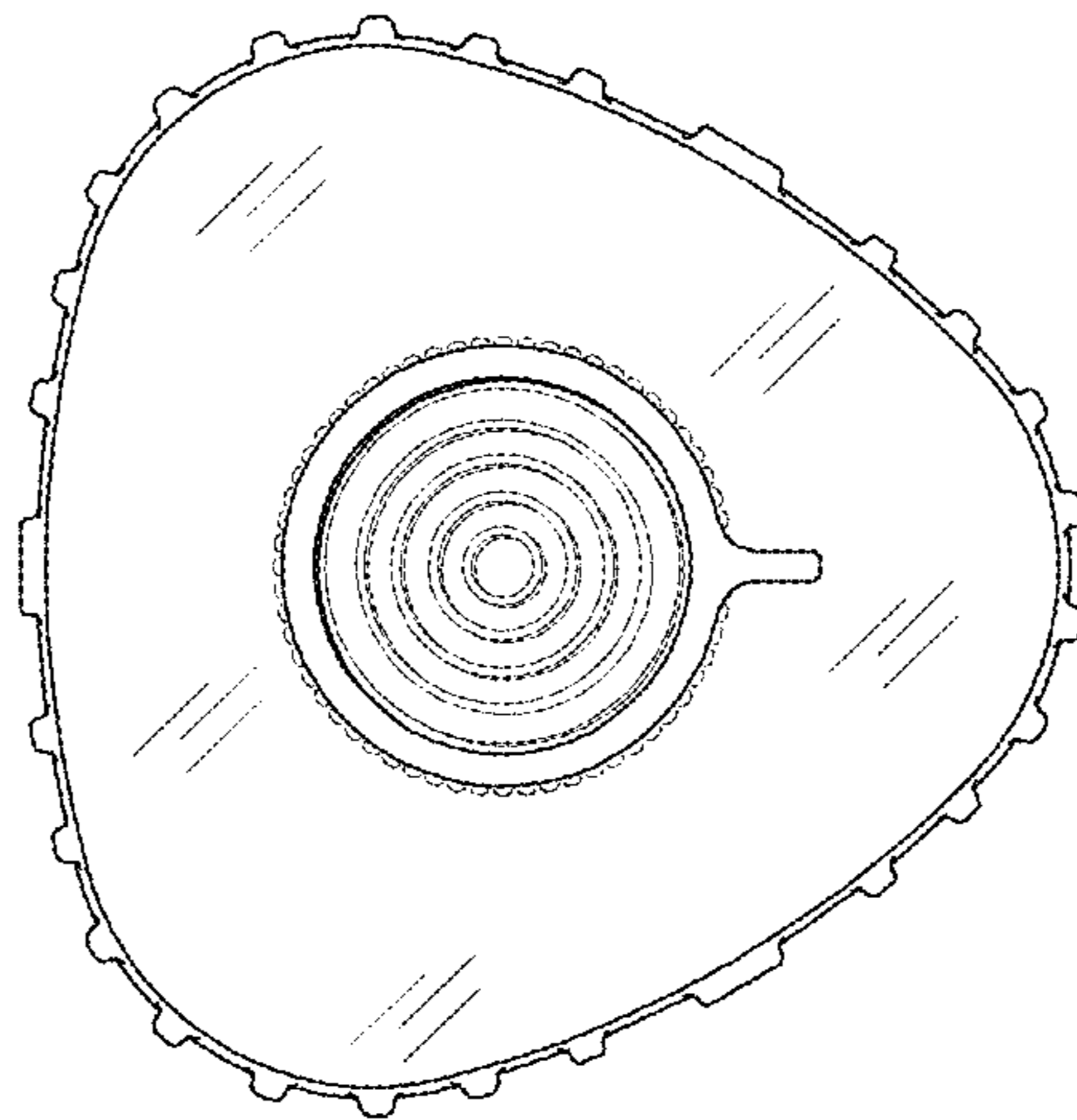
*Fig. 4*



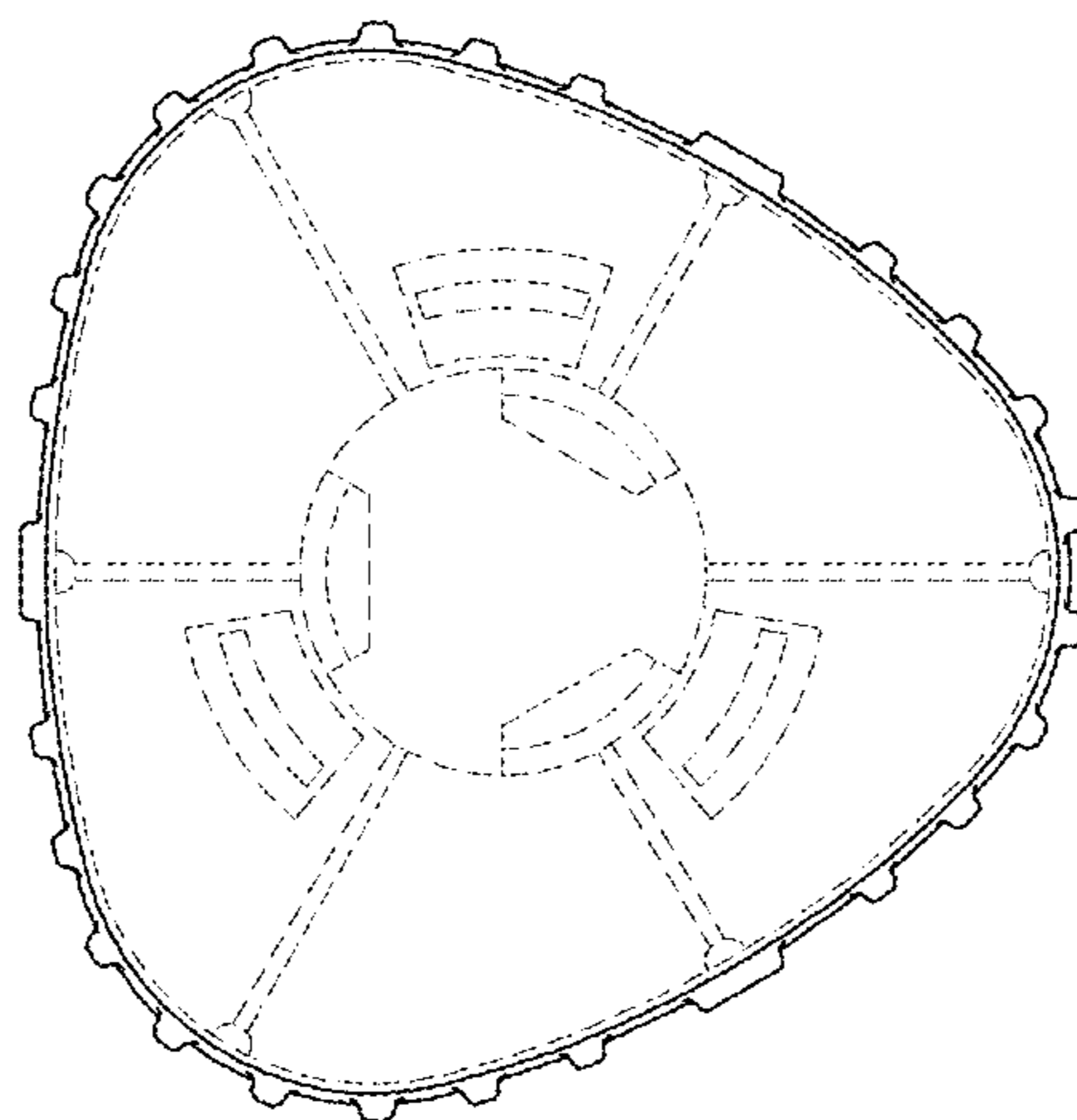
*Fig. 5*



*Fig. 6*



*Fig. 7*



*Fig. 8*