



US00D773632S

(12) **United States Design Patent**
Panyasahabade

(10) **Patent No.:** **US D773,632 S**

(45) **Date of Patent:** **** Dec. 6, 2016**

(54) **FAN IMPELLER**

(71) Applicant: **Unada Co., Ltd**, Nonthaburi (TH)

(72) Inventor: **Katidat Panyasahabade**, Nonthaburi (TH)

(73) Assignee: **Unada Co. Ltd.**, Nonthaburi (TH)

(**) Term: **15 Years**

(21) Appl. No.: **29/545,129**

(22) Filed: **Nov. 10, 2015**

(51) **LOC (10) Cl.** **23-04**

(52) **U.S. Cl.**
USPC **D23/379**

(58) **Field of Classification Search**
USPC D23/370-387, 411-414, 365, 355, 342, D23/332, 328, 337, 335, 314, 393; 415/60, 66, 415/68, 208.1, 213.1, 214.1, 209.3; 310/257; 361/695; 126/299 D, 299 R; D26/59, 89; 416/210 R; D13/179
CPC F01D 9/042; F04D 25/08; F04D 29/70; F04D 29/34; F04D 19/00; F24F 7/007; F24F 13/082; F24F 7/065; F24F 13/078; F24F 7/06

See application file for complete search history.

(56) **References Cited**

U.S. PATENT DOCUMENTS

D438,609 S * 3/2001 Colliver D23/411
D570,996 S * 6/2008 Harman D23/413

D570,999 S * 6/2008 Harman D23/413
D634,833 S * 3/2011 Stagg D23/370
D750,211 S * 2/2016 Arai D23/379
D755,945 S * 5/2016 Arai D23/379
D755,946 S * 5/2016 Arai D23/379
D755,947 S * 5/2016 Arai D23/379
2014/0105749 A1 * 4/2014 Pellenc F04D 29/023
416/210 R

* cited by examiner

Primary Examiner — Susan Bennett Hattan

Assistant Examiner — Janice Hallmark

(74) *Attorney, Agent, or Firm* — Kim Winston LLP

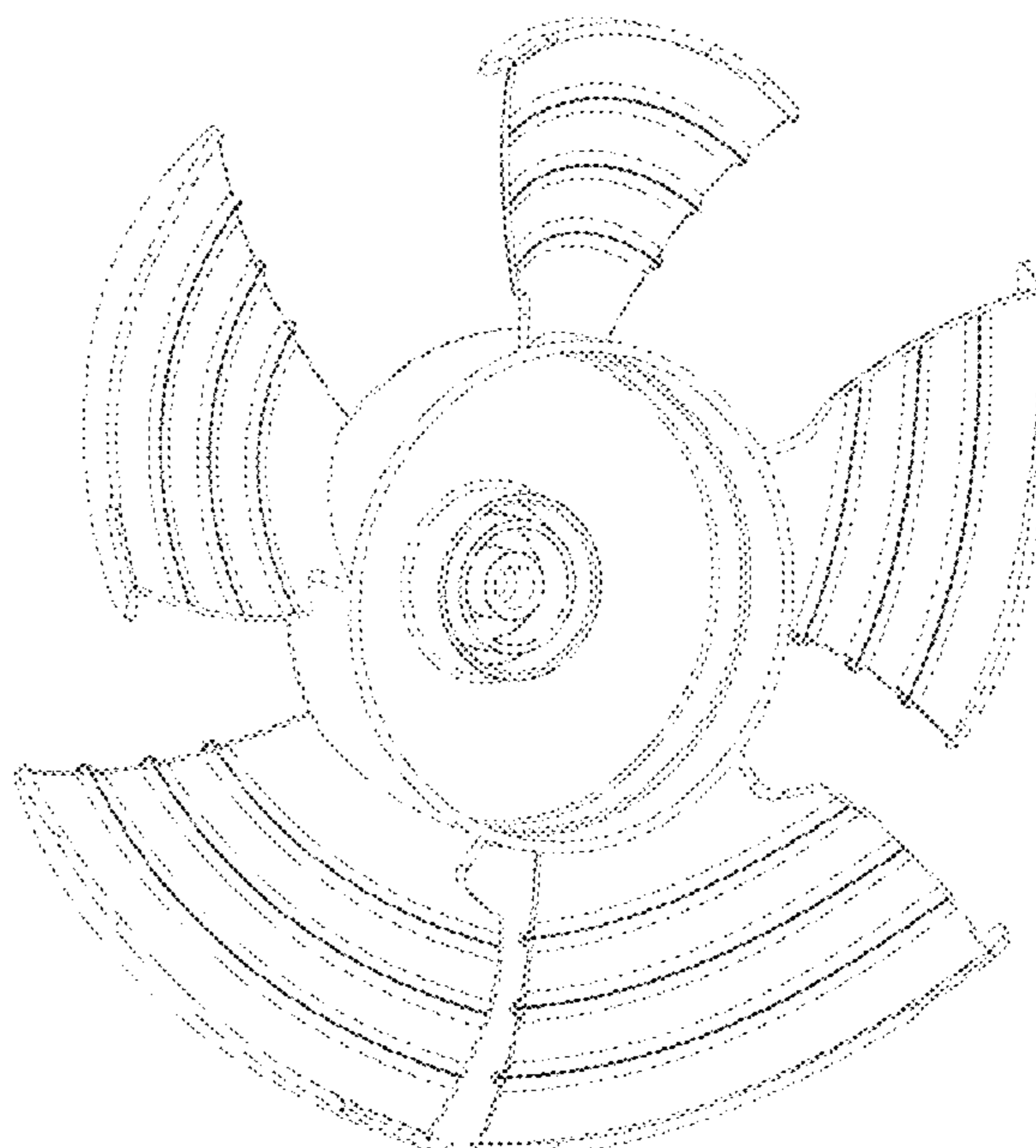
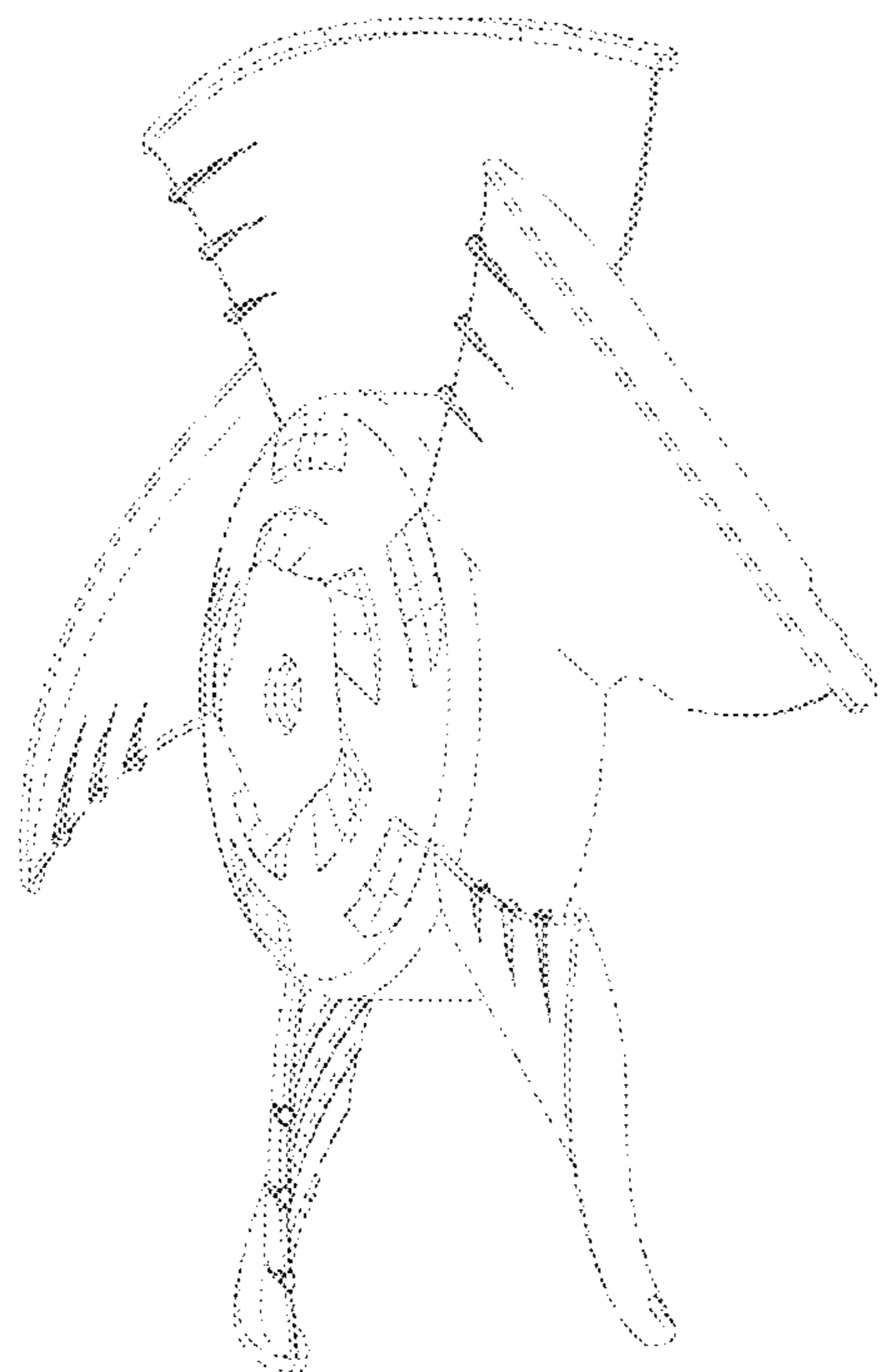
(57) **CLAIM**

The ornamental design for a fan impeller, as shown and described.

DESCRIPTION

FIG. 1 is a front perspective view of a fan impeller in accordance with the new design;
FIG. 2 is a back plan view of the fan impeller;
FIG. 3 is a front plan view of the fan impeller;
FIG. 4 is a side elevational view of the fan impeller;
FIG. 5 is a bottom perspective view of the fan impeller;
FIG. 6 is another side elevational view of the fan impeller; and,
FIG. 7 is another front perspective view of the fan impeller.

1 Claim, 7 Drawing Sheets






FIG. 1

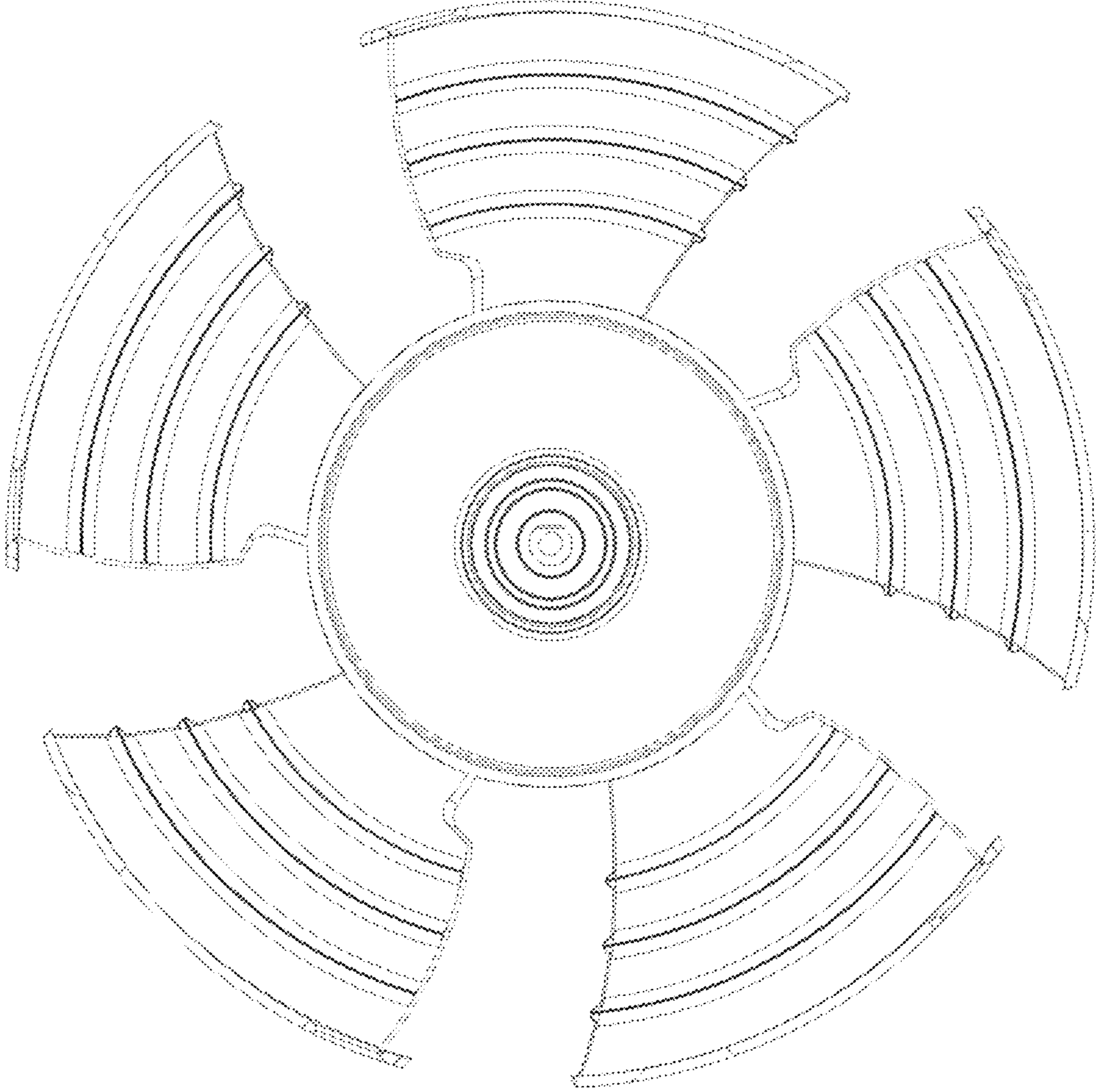


FIG. 2




FIG. 3




FIG. 4

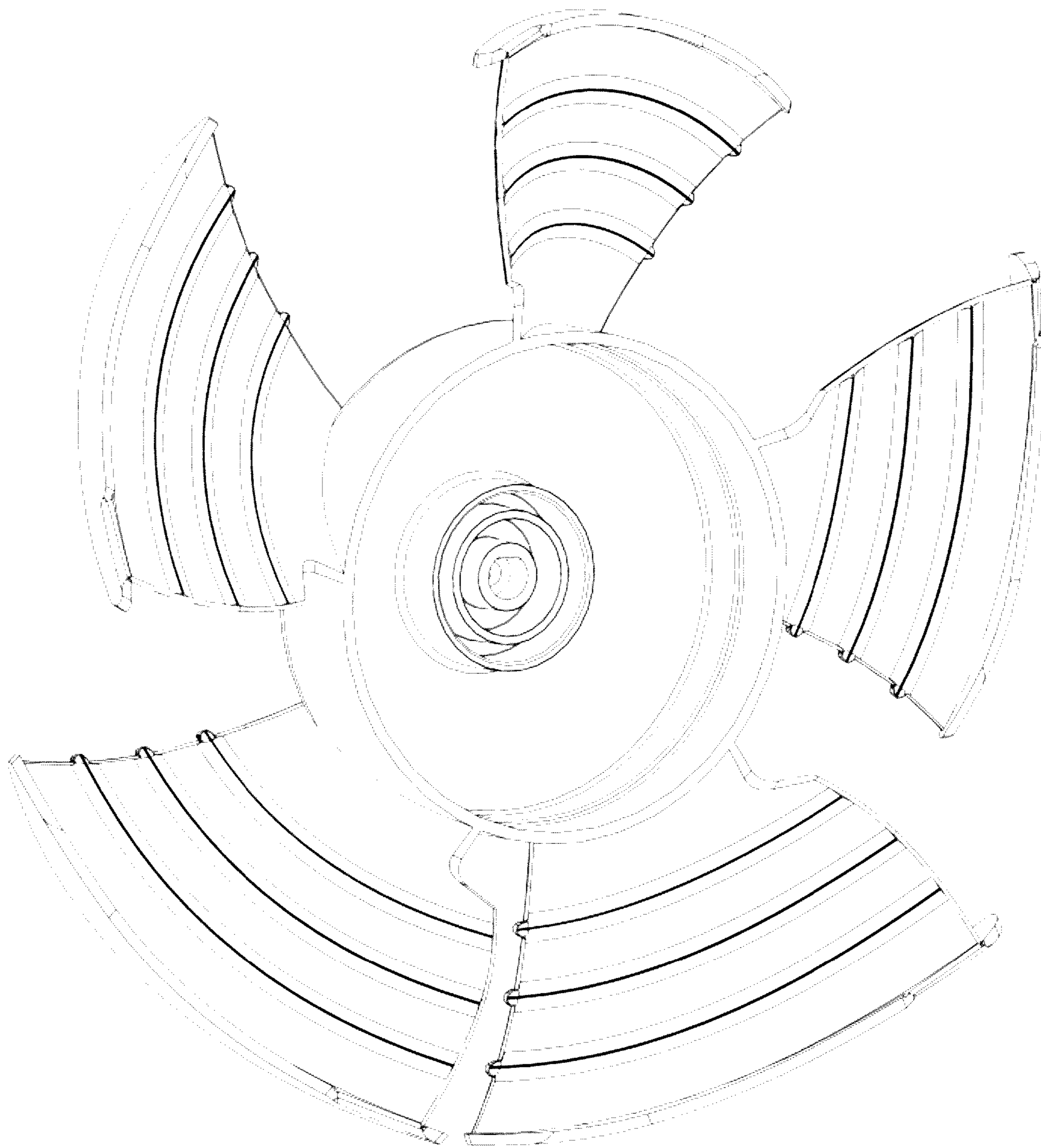


FIG. 5

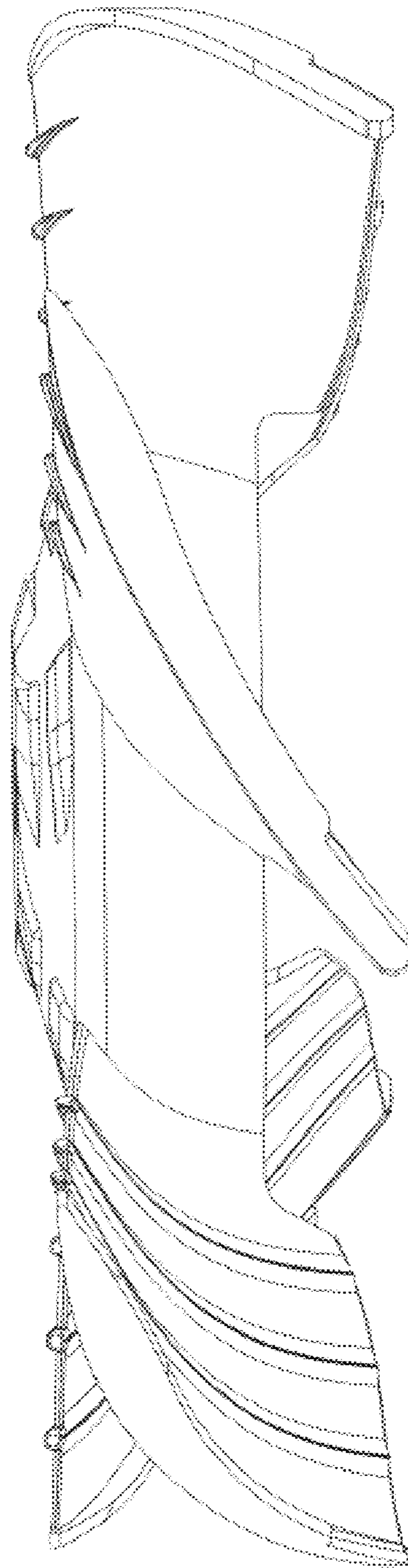


FIG. 6




FIG. 7