



US00D773571S

(12) **United States Design Patent** (10) **Patent No.:** **US D773,571 S**  
**Bynum, III** (45) **Date of Patent:** **\*\* Dec. 6, 2016**

(54) **GOLF TEE**  
(71) Applicant: **Billy Gene Bynum, III**, Montgomery, TX (US)  
(72) Inventor: **Billy Gene Bynum, III**, Montgomery, TX (US)  
(\*\*) Term: **14 Years**  
(21) Appl. No.: **29/516,475**  
(22) Filed: **Feb. 3, 2015**  
(51) **LOC (10) Cl.** ..... **21-02**  
(52) **U.S. Cl.**  
USPC ..... **D21/718**  
(58) **Field of Classification Search**  
USPC ..... D21/715-721, 789-796  
CPC . A63B 57/0012; A63B 57/0032; A63B 57/10;  
A63B 57/12; A63B 57/13; A63B 57/15;  
A63B 57/16; A63B 57/18; A63B 57/19;  
A63B 57/20; A63B 57/203; A63B 57/207;  
A63B 57/30; A63B 57/35; A63B 57/353;  
A63B 69/3661  
See application file for complete search history.

(56) **References Cited**  
U.S. PATENT DOCUMENTS  
D102,749 S \* 1/1937 Fay ..... D21/718  
2,466,115 A \* 4/1949 MacInnes ..... A63B 57/10  
473/392  
3,633,919 A \* 1/1972 Liccardello ..... A63B 57/0037  
273/DIG. 8  
3,658,331 A \* 4/1972 Driscoll ..... A63B 57/0037  
473/386  
3,907,289 A \* 9/1975 Bondu, Sr. .... A63B 57/10  
473/403  
D285,103 S \* 8/1986 Kurtz ..... D21/718  
5,372,362 A \* 12/1994 Barker ..... A63B 57/10  
224/918  
D378,117 S \* 2/1997 Aleamoni ..... D21/794

D425,155 S \* 5/2000 Tsukamoto ..... D21/718  
D477,373 S \* 7/2003 Holtz ..... D21/717  
D673,627 S \* 1/2013 Shull ..... D21/718  
D722,121 S \* 2/2015 Cox ..... D21/718  
9,220,961 B1 \* 12/2015 Kim ..... A63B 57/0018  
2006/0100037 A1 \* 5/2006 Pels ..... A63B 57/10  
473/387  
2006/0264272 A1 \* 11/2006 Calderon ..... A63B 57/10  
473/387  
2007/0184919 A1 \* 8/2007 Costantini ..... A63B 57/10  
473/387  
2007/0249433 A1 \* 10/2007 DeSmit ..... A63B 57/10  
473/397  
2008/0167143 A1 \* 7/2008 Werner ..... A63B 57/10  
473/401  
2008/0274836 A1 \* 11/2008 Lee ..... A63B 57/10  
473/391

(Continued)

**FOREIGN PATENT DOCUMENTS**


WO WO 2009075498 A2 \* 6/2009 ..... A63B 57/12  
*Primary Examiner* — Catherine Tuttle

(57) **CLAIM**  
The ornamental design for a golf tee, as shown and described.

**DESCRIPTION**

FIG. 1 is a top perspective view of a golf tee showing my new design;  
FIG. 2 is a front perspective view thereof;  
FIG. 3 is a side view thereof;  
FIG. 4 is a top view thereof; and,  
FIG. 5 is a bottom view thereof.  
The broken lines showing a golf ball in FIG. 2 and FIG. 3 are included for the purpose of illustrating the invention in use, and form no part of the claimed design.

**1 Claim, 1 Drawing Sheet**



(56)

**References Cited**

U.S. PATENT DOCUMENTS

2013/0005511 A1\* 1/2013 Murphy ..... A63B 57/0031  
473/399  
2014/0357390 A1\* 12/2014 Ong ..... A63B 69/3655  
473/147

\* cited by examiner

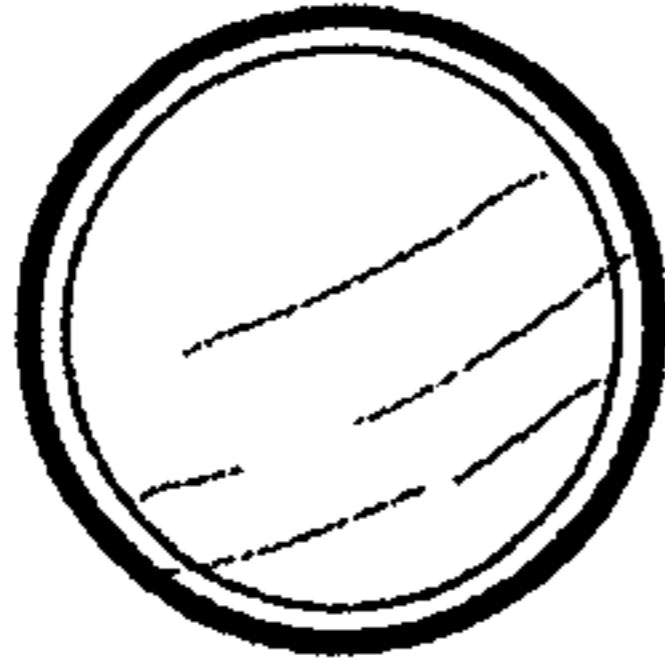


Fig 4




Fig 3




Fig 1

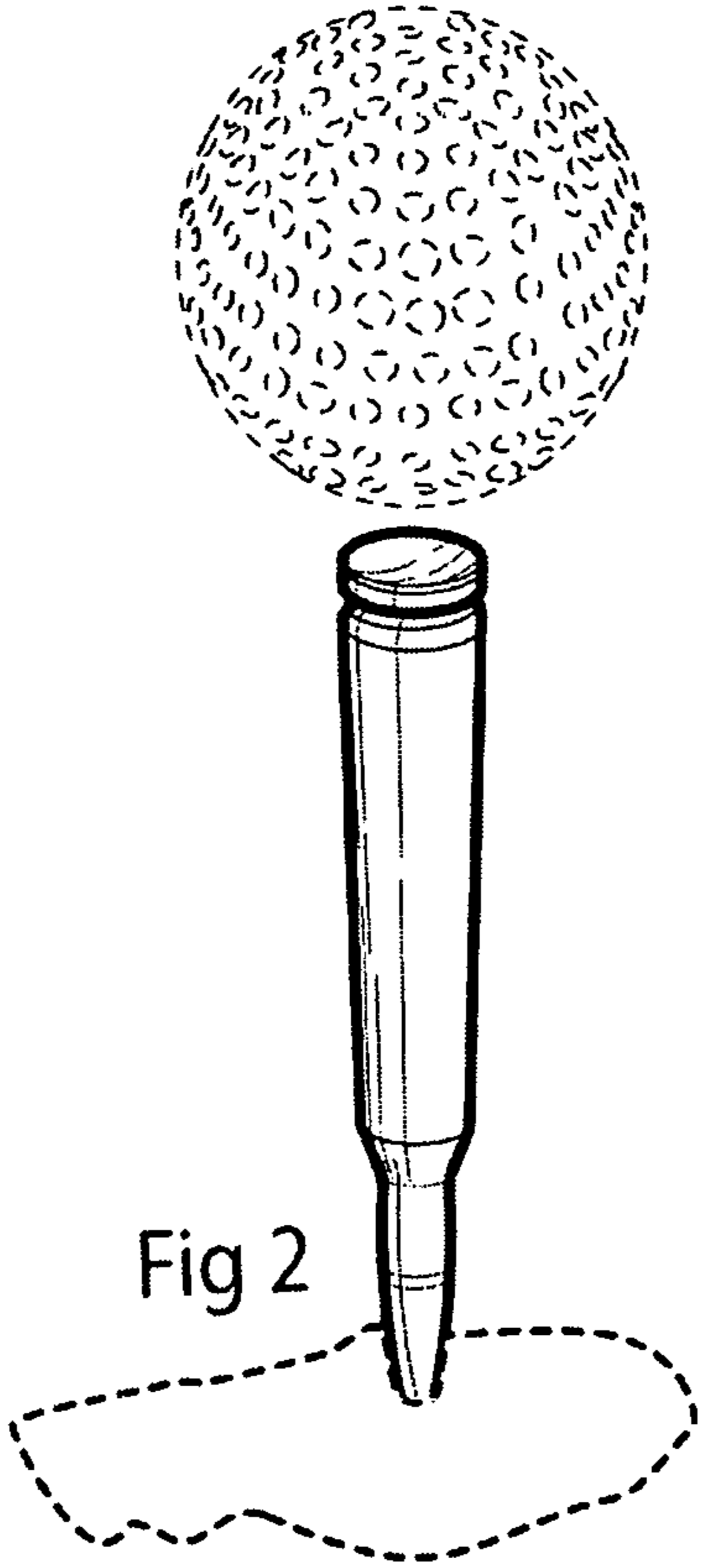


Fig 2

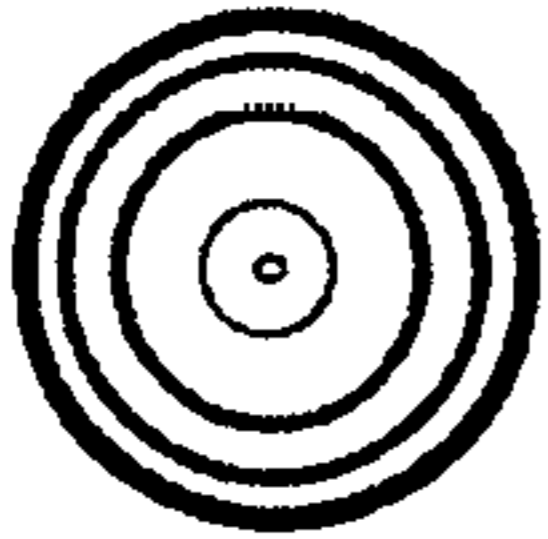


Fig 5