



US00D773569S

(12) **United States Design Patent** (10) **Patent No.:** **US D773,569 S**
Taylor, Sr. (45) **Date of Patent:** **** Dec. 6, 2016**

(54) **EXERCISE DEVICE WITH ERGONOMIC HAND GRIP BALLS**
(71) Applicant: **Vincent Anthony Taylor, Sr.**,
Pembroke Pines, FL (US)
(72) Inventor: **Vincent Anthony Taylor, Sr.**,
Pembroke Pines, FL (US)
(**) Term: **15 Years**
(21) Appl. No.: **29/534,772**
(22) Filed: **Jul. 31, 2015**
(51) **LOC (10) Cl.** **21-02**
(52) **U.S. Cl.**
USPC **D21/684**
(58) **Field of Classification Search**
USPC D21/662, 688, 713, 671, 692, 803,
680,D21/398, 707, 678, 684, 714, 412,
421, 413; 482/93, 106, 92, 132, 140, 141,
51, 907, 482/96, 125, 111, 910, 79, 123,
121, 112, 148, 482/909, 91, 122, 131,
126, 143, 129, 105, 147, 482/146, 77,
135, 108, 62; D30/160, 117; 446/220,
226, 448; 473/596, 576; 601/131, 601/23
CPC A63B 23/1236; A63B 21/4035; A63B
2208/12; A63B 21/0552; A63B 21/0557;
A63B 23/12; A63B 41/00; A63B 21/0442;
A63B 41/08; A63B 21/00047; A63B
21/0004; A63B 23/16
See application file for complete search history.

(56) **References Cited**
U.S. PATENT DOCUMENTS
2,115,926 A * 5/1938 Hatton A63B 43/02
473/596
D241,869 S * 10/1976 Hilprecht D21/713
D242,865 S * 12/1976 Stamm D21/682
D363,752 S * 10/1995 Shumber D21/678
D648,813 S * 11/2011 Dedvukaj D21/662

D651,671 S * 1/2012 Ross D21/662
D687,606 S * 8/2013 Burger D30/160
D691,334 S * 10/2013 Byrne D30/121
D698,875 S * 2/2014 Childs D21/662
D706,875 S * 6/2014 Saber D21/398
D707,303 S * 6/2014 Saber D21/398
D722,730 S * 2/2015 Simon D30/160
D727,439 S * 4/2015 Dike D21/662
D728,711 S * 5/2015 Taylor D21/694
D733,814 S * 7/2015 Gustafson D21/662
D736,483 S * 8/2015 Crane D30/160
D746,002 S * 12/2015 Crane D30/160
2003/0060346 A1 * 3/2003 Wu A63B 21/06
482/108
2012/0053024 A1 * 3/2012 Mendoza A63B 21/072
482/106
2012/0309595 A1 * 12/2012 Dike A63B 21/072
482/93
2015/0343257 A1 * 12/2015 Cooper A63B 21/0603
482/93

* cited by examiner

Primary Examiner — Robert M Spear
Assistant Examiner — Ryan Harvey
(74) *Attorney, Agent, or Firm* — Laurence A. Greenberg;
Werner H. Stemer; Ralph E. Locher

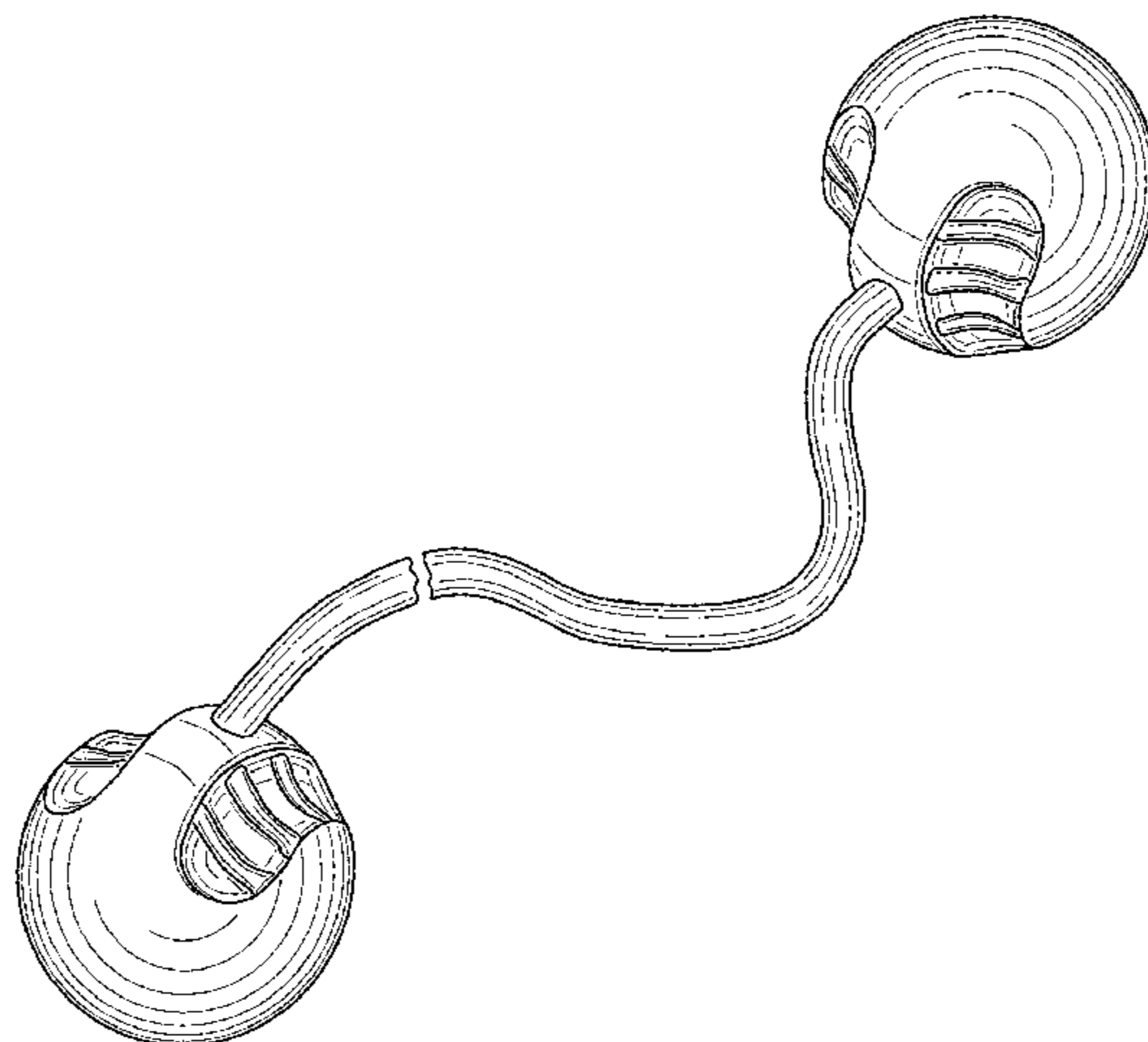
(57) **CLAIM**

The ornamental design for an exercise device with ergo-
nomic hand grip balls, as shown and described.

DESCRIPTION

FIG. 1 is a perspective view of an exercise device with
ergonomic hand grip balls;
FIG. 2 is an opposite angle view thereof;
FIG. 3 is a perspective view of an exercise device with
ergonomic hand grip balls;
FIG. 4 is a left side elevation view thereof;
FIG. 5 is a right side elevation view thereof; and,
FIG. 6 is an elevation view of an exercise device with
ergonomic hand grip balls.

1 Claim, 4 Drawing Sheets



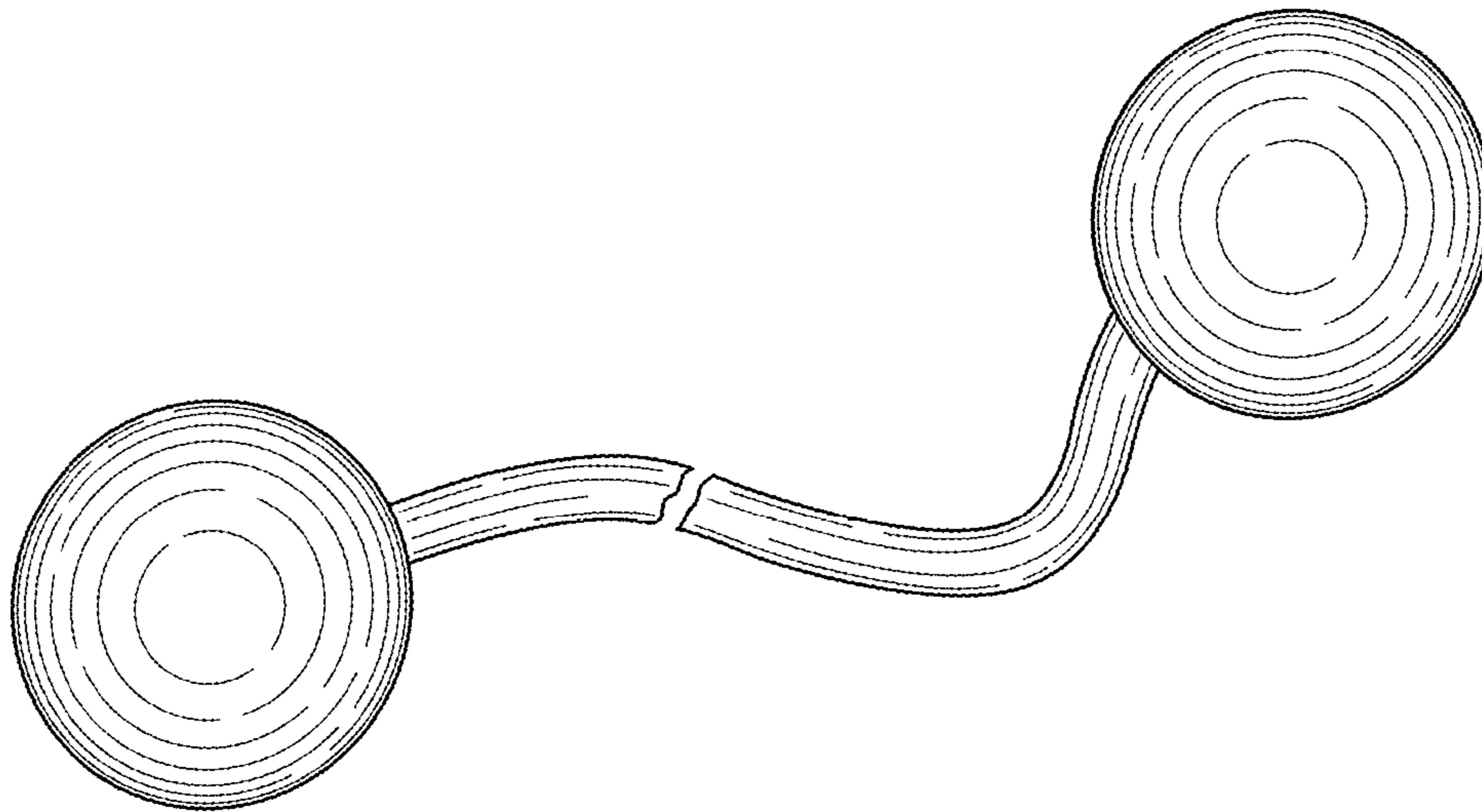


FIG. 1

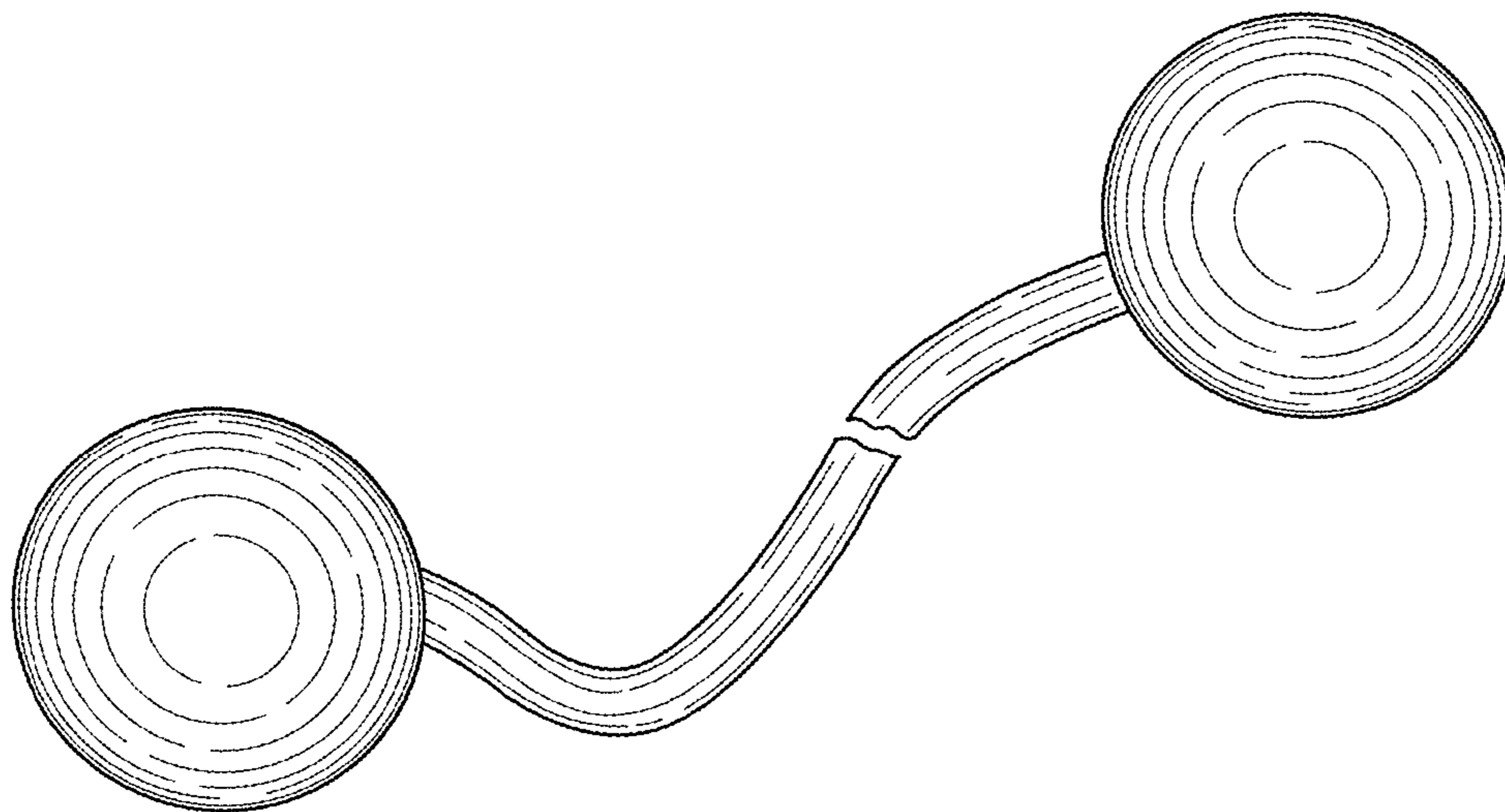


FIG. 2

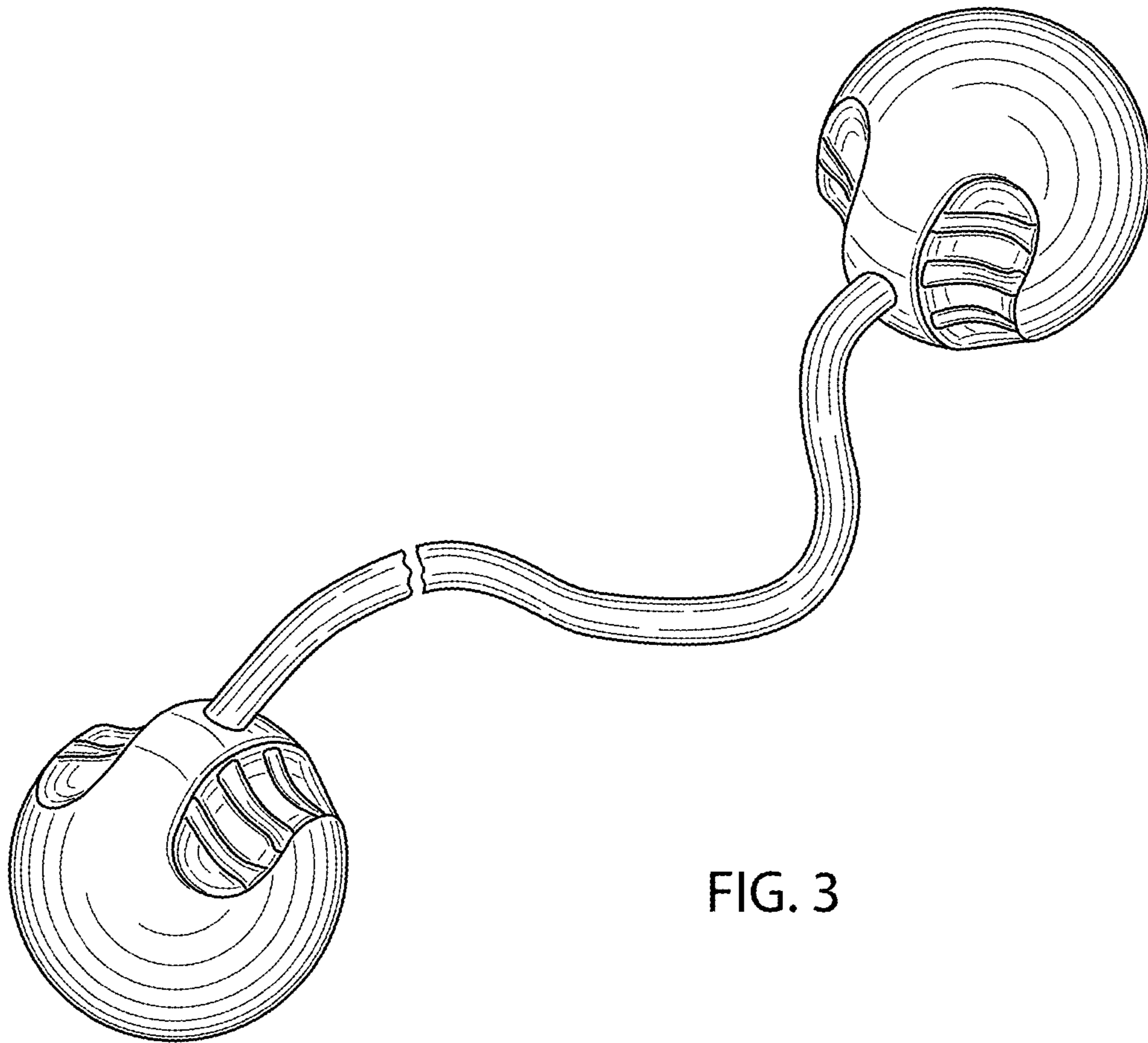


FIG. 3

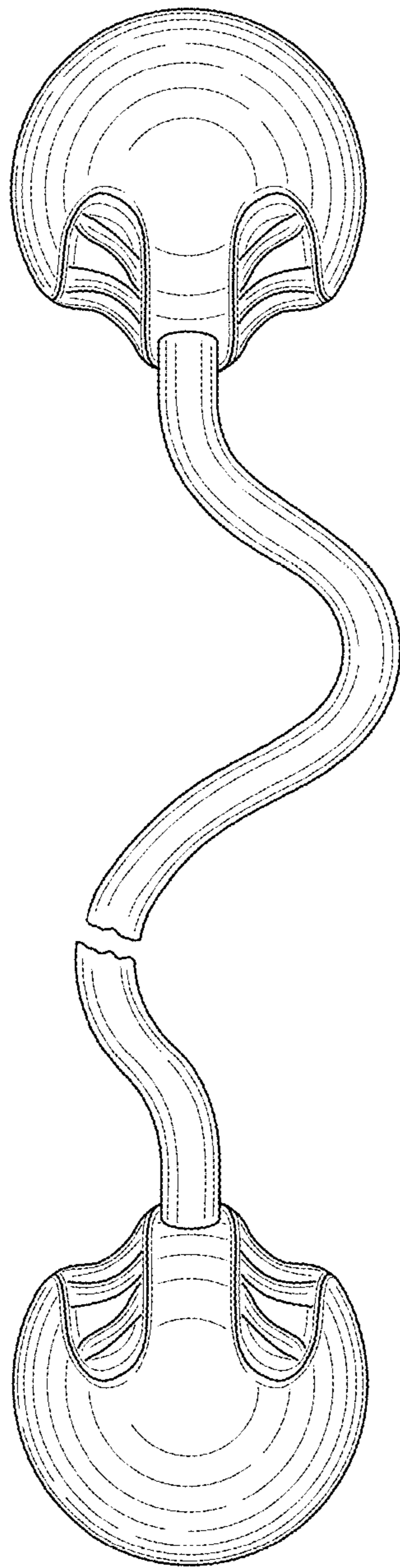


FIG. 4

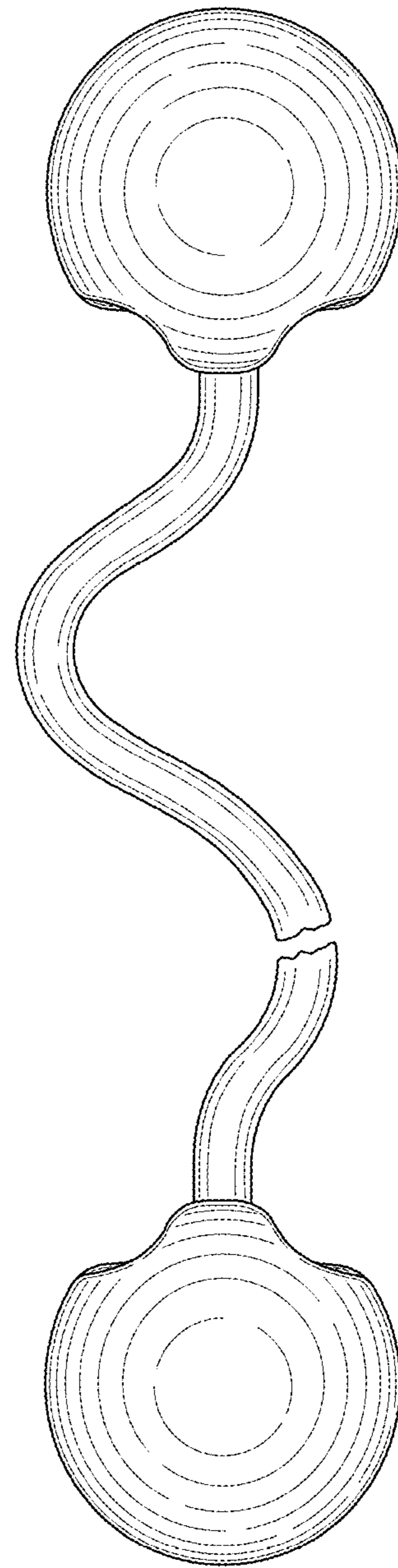


FIG. 5

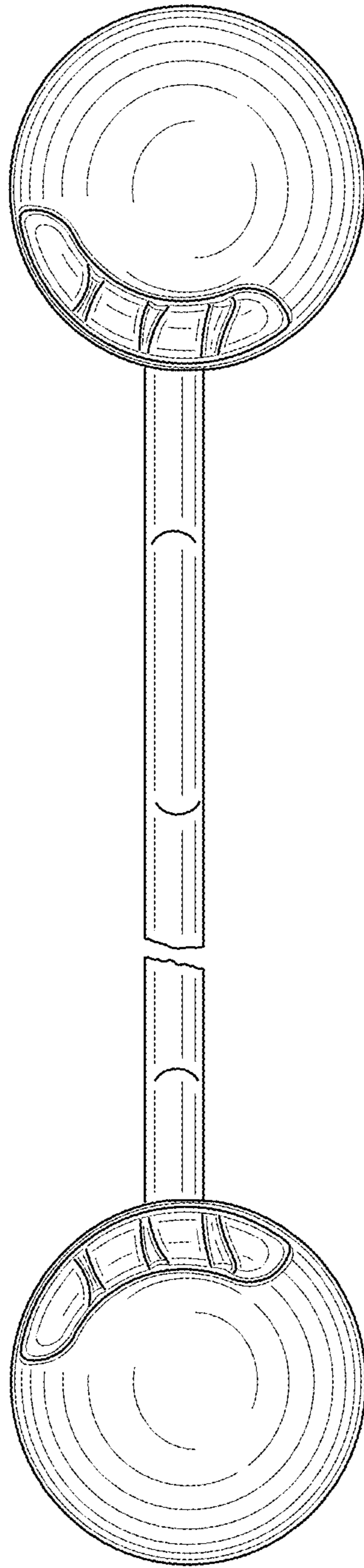


FIG. 6